

- OFFICIAL RESULTS -  
GENERAL ELECTION - NOVEMBER 6, 2001  
FRANKLIN COUNTY, OHIO


ABSTRACT OF VOTES CAST AT THE GENERAL ELECTION  
HELD ON TUESDAY, NOVEMBER 6, 2001, IN FRANKLIN COUNTY, OHIO


STATE OF OHIO


FRANKLIN COUNTY, SS:

WE DO HEREBY CERTIFY THE FOREGOING RESULTS AS THEY APPEAR BY THE OFFICIAL RETURNS OF THE PRECINCTS IN FRANKLIN COUNTY, STATE OF OHIO, DULY RETURNED TO, FILED, OPENED, CANVASSED, AND NOW ON FILE IN THE OFFICE OF THE FRANKLIN COUNTY BOARD OF ELECTIONS, CITY OF COLUMBUS, FRANKLIN COUNTY, STATE OF OHIO, OF THE GENERAL ELECTION HELD ON TUESDAY, NOVEMBER 6, 2001.

WITNESS OUR OFFICIAL SIGNATURES MADE IN THE OFFICE OF THE FRANKLIN COUNTY BOARD OF ELECTIONS, CITY OF COLUMBUS, FRANKLIN COUNTY, STATE OF OHIO, THIS 28<sup>TH</sup> DAY OF NOVEMBER, 2001 A.D.

  
WILLIAM A. ANTHONY, JR., CHAIRMAN

  
KEITH MCNAMARA

  
EILEEN Y. PALEY

  
CAROLYN C. PETREE

ATTEST:

  
GUY L. REECE, II, DIRECTOR

OFFICIAL RESULTS \* GENERAL ELECTION \* NOVEMBER 6, 2001  
FRANKLIN COUNTY, OHIO

Public Count: 157032

**\*\* OFFICES \*\***

<b>FRANKLIN CO MUNI CT JUDGE (FTC1-1-02)</b>		
	Pages:	1 - 31
SCOTT VAN DER KARR	95,122	100.00%
<b>FRANKLIN CO MUNI CT JUDGE (FTC1-2-02)</b>		
STEVEN B. HAYES	103,566	100.00%
<b>FRANKLIN CO MUNI CT JUDGE (FTC1-3-02)</b>		
BLYTHE MELISSA BETHEL	55,634	44.26%
JAMES E. GREEN	70,058	55.74%
<b>COLUMBUS AUDITOR</b>		
HUGH J. DORRIAN	46,163	63.74%
JEFF SNYDER	26,261	36.26%
<b>COLUMBUS CITY ATTORNEY</b>		
KIM A. BROWNE	23,774	30.42%
JANET E. JACKSON	54,389	69.58%
<b>COLUMBUS MEM OF COUNCIL</b>		
KEVIN L. BOYCE	45,972	20.95%
SALLIE GIBSON	23,092	10.52%
STU HARRIS	31,670	14.43%
CORNELL MCCLEARY	18,726	8.53%
MARYELLEN O'SHAUGHNESSY	50,983	23.24%
RICHARD W. SENSENBRENNER	47,781	21.78%
Write-In	1,198	0.55%
<b>BEXLEY AUDITOR</b>		
GARY W. QUALMANN	2,240	100.00%
<b>BEXLEY MEM OF COUNCIL</b>		
MICHAEL T. EPSTEIN	1,772	22.33%
MATT LAMPKE	2,018	25.43%
JED MORISON	1,863	23.48%
RICK WEBER	2,281	28.75%
<b>DUBLIN MEM OF COUNCIL WARD 1</b>		
ALAN E. AMSTUTZ	300	29.73%
CATHY A. BORING	709	70.27%

<b>DUBLIN MEM OF COUNCIL WARD 2</b>		
AMY SALAY	621	100.00%
<b>DUBLIN MEM OF COUNCIL WARD 3</b>		
PAUL DUMOUCHELLE	522	39.52%
JOHN G. REINER	799	60.48%
<b>DUBLIN MEM OF COUNCIL WARD 4</b>		
BOB ADAMEK	465	39.85%
ELIZABETH E. GEHLE	117	10.03%
TIM LECKLIDER	585	50.13%
<b>GAHANNA MEM OF COUNCIL WARD 1</b>		
JOHN MCALISTER	609	57.13%
MICHAEL F. SCHIRTZINGER	457	42.87%
<b>GAHANNA MEM OF COUNCIL WARD 2</b>		
ROBERT W. KELLEY	553	60.84%
DONALD R. SHEPHERD	356	39.16%
<b>GAHANNA MEM OF COUNCIL WARD 3</b>		
BECKY MILLER STINCHCOMB	0	0.00%
Write-In	81	100.00%
<b>GAHANNA MEM OF COUNCIL WARD 4</b>		
JACK KIRKPATRICK	629	39.89%
DEBRA A. PAYNE	948	60.11%
<b>GRANDVIEW HEIGHTS MEM OF COUNCIL</b>		
KELLEY ANN FINAN	983	14.67%
OMAR GANOOM	720	10.75%
DAVID JACKSON	931	13.90%
BILL LAWHEAD	649	9.69%
NANCY JO PARKER	601	8.97%
FRANK SLEZAK	592	8.84%
DANIEL SMITH	827	12.35%
STEVE VON JASINSKI	654	9.76%
Write-In <i>PANZERA</i>	742	11.08%
<b>GROVE CITY MEM OF COUNCIL-AT-LG</b>		
WARREN E. GARD	1,965	48.09%
WILLIAM E. SAXTON	2,121	51.91%

OFFICIAL RESULTS \* GENERAL ELECTION \* NOVEMBER 6, 2001  
FRANKLIN COUNTY, OHIO

Public Count: 157032

<b>GROVE CITY MEM OF COUNCIL WARD 1</b> Pages: 54 - 55		
VAUGHN E. RADI	361	55.37%
RANDY SEYMOUR	291	44.63%
<b>GROVE CITY MEM OF COUNCIL WARD 3</b> Pages: 54 - 55		
STEVEN M. BENNETT	889	44.03%
ROBERT S. HATLEY	1,130	55.97%
<b>HILLIARD MEM OF COUNCIL (FT)</b> Pages: 56 - 58		
SUSAN BOGAN (REP)	2,294	22.65%
MIKE COPE (REP)	2,097	20.70%
KIRK HERATH (REP)	2,055	20.29%
SKY STARGEL	1,472	14.53%
J. WILLIAM UTTLEY, III (REP)	2,212	21.84%
<b>HILLIARD MEM OF COUNCIL (UTE1-5-04)</b> Pages: 56 - 58		
DON SCHONHARDT (REP)	2,504	100.00%
<b>REYNOLDSBURG AUDITOR</b> Pages: 56 - 58		
HOWARD WHITNEY (REP)	3,291	100.00%
<b>REYNOLDSBURG MEM OF COUNCIL-AT-LG</b> Pages: 56 - 58		
LANE J. BEOUGHER (REP)	2,107	19.93%
JOHN DUGAN	1,813	17.15%
WILLIAM L. HILLS (REP)	2,214	20.94%
RON STAKE (REP)	2,358	22.30%
PRESTON STEARNS (DEM)	2,081	19.68%
<b>UPPER ARLINGTON MEM OF COUNCIL</b> Pages: 59 - 62		
JEFFREY A. KURZ	6,683	24.38%
LINDA J. MAUGER	7,120	25.97%
CLARK P. PRITCHETT, JR.	6,933	25.29%
JAMES R. WINFREE	6,675	24.35%
<b>WESTERVILLE MEM OF COUNCIL</b> Pages: 59 - 62		
ANNE GONZALES	4,705	25.26%
MICHAEL HEYECK	4,844	26.01%
BILL HIGHFIELD	4,756	25.54%
TERRY L. WINEBRENNER	4,319	23.19%
<b>WHITEHALL MEM OF COUNCIL WARD 1</b> Pages: 59 - 62		
CHRIS R. RODRIGUEZ	257	61.48%

JACQUELYN K. THOMPSON	161	38.52%
<b>WHITEHALL MEM OF COUNCIL WARD 2</b> Pages: 59 - 62		
BRIAN JAY	166	36.56%
WALTER J. SURAL	288	63.44%
<b>WHITEHALL MEM OF COUNCIL WARD 3</b> Pages: 59 - 62		
LEO KNOBLAUCH	290	49.15%
TOM POTTER	300	50.85%
<b>WHITEHALL MEM OF COUNCIL WARD 4</b> Pages: 59 - 62		
STACEY HASSON	253	67.47%
MARTY NELSON	122	32.53%
<b>WORTHINGTON MEM OF COUNCIL</b> Pages: 63 - 64		
G. COURTNEY CHAPMAN	2,981	17.27%
THOMAS W. DIETRICH	3,156	18.29%
MIKE DUFFEY	2,661	15.42%
LOU GOOREY	3,128	18.13%
DOUGLAS J. HOLMES	3,221	18.66%
DOUG TALBOTT	2,110	12.23%
<b>BRICE MEM OF COUNCIL</b> Pages: 63 - 64		
ADA L. COMPTON	16	25.40%
LEWIS E. COMPTON, SR.	17	26.98%
KENNETH A. EVANS	15	23.81%
CHRISTINA S. LONBERGER	15	23.81%
<b>CANAL WINCHESTER MEM OF COUNCIL</b> Pages: 63 - 64		
JOHN E. BENDER	1,134	27.38%
RICK DEEDS	1,013	24.46%
BOBBIE MERSHON	982	23.71%
FRANCES S. STEUBE	1,012	24.44%
<b>GROVEPORT MEM OF COUNCIL</b> Pages: 65 - 66		
DONNA STRUCKMAN DRURY	432	24.45%
DAN KNODE	425	24.05%
ED RAREY	504	28.52%
JIM STAEBLER	406	22.98%
<b>HARRISBURG MEM OF COUNCIL</b> Pages: 65 - 66		
DONALD A. GIBSON	46	52.87%

OFFICIAL RESULTS \* GENERAL ELECTION \* NOVEMBER 6, 2001  
FRANKLIN COUNTY, OHIO

Public Count: 157032

KENT L. WHEELER 41 47.13%

**LOCKBOURNE MEM OF COUNCIL Pages: 65 - 66**

STEVEN BOOTHE 46 19.74%  
MIKE CHEADLE 41 17.60%  
RALPH S. COON 32 13.73%  
JOHN C. MCJUNKIN 27 11.59%  
RICHARD R. MOORE, SR. 43 18.45%  
THEODORE L. WALKER 44 18.88%

**MARBLE CLIFF MEM OF COUNCIL Pages: 67 - 68**

MATTHEW P. CINCIONE 105 15.13%  
ANNE JEWEL 135 19.45%  
JEFFREY A. KING 100 14.41%  
LYNDA MURRAY 137 19.74%  
DAVID ROARK 121 17.44%  
JAMES E. SAVAGE 96 13.83%

**MINERVA PARK MEM OF COUNCIL Pages: 67 - 68**

PAMELA PARK-CURRY 328 100.00%

**NEW ALBANY MEM OF COUN (FT) Pages: 67 - 68**

NANCY I. FERGUSON 838 26.18%  
GLYDE A. MARSH 784 24.49%  
MIKE MOTT 806 25.18%  
THOMAS N. TANEFF 773 24.15%

**NEW ALBANY MEM OF COUN (UTE12-31-03) Pages: 67 - 68**

STEVE PLEASNICK 868 100.00%

**NEW ROME MAYOR (UTE12-31-03) Pages: 67 - 68**

JAMES W. MUELLER, JR. 6 100.00%

**OBETZ MEM OF COUNCIL Pages: 69 - 70**

JERRY BROWN 395 17.51%  
SHEILA HENDERSON 321 14.23%  
BONNIE HOLBROOK 286 12.68%  
KELLY R. MULLINS 269 11.92%  
KANDI PULLEY 296 13.12%  
ESTHER M. RINEHART 295 13.08%  
JAMES R. TRIPLETT 394 17.46%

**RIVERLEA MEM OF COUNCIL Pages: 69 - 70**

MARY JO CUSACK 181 26.74%  
REGINALD M. DAVIS 163 24.08%  
DAVID MOORE 169 24.96%  
JOHN A. SCHAEER 164 24.22%

**URBANCREST MEM OF COUNCIL Pages: 69 - 70**

DEBORAH LARKINS JACKSON 43 21.18%  
SONJIA L. MITCHELL 64 31.53%  
SHAWN COLEMAN MOORE 72 35.47%  
Write-In 24 11.82%

**VALLEYVIEW MEM OF COUNCIL Pages: 71 - 72**

LARRY BLAKE 49 5.58%  
CHRISTOPHER J. DAVIS 25 2.85%  
C. DENNIS EADDY 124 14.12%  
RAYLENE GRAVES 131 14.92%  
JACK B. MORGAN 117 13.33%  
JUDY A. O'BRIEN 104 11.85%  
RICHARD SHUSTER 42 4.78%  
WILLIAM A. SIMS 22 2.51%  
CRAIG C. SMITH 74 8.43%  
IRENE WHITE 123 14.01%  
Write-In 67 7.63%

**BLENDON TOWNSHIP TRUSTEE Pages: 73 - 74**

KEVIN BACON 1,053 34.57%  
BILL BATES 621 20.39%  
ROBERT G. BECHTEL 144 4.73%  
DON COBLE 266 8.73%  
CHRISTINA L. COX 428 14.05%  
JOSEPH A. HACKNEY 347 11.39%  
PAUL HANLY 159 5.22%  
Write-In 28 0.92%

**BROWN TOWNSHIP TRUSTEE Pages: 73 - 74**

GARY L. DEVER 313 51.99%  
RONALD A. WILLIAMS 289 48.01%

**CLINTON TOWNSHIP TRUSTEE Pages: 73 - 74**

FREDERICK W. STIGERS 280 48.78%  
LARRY WILKES 294 51.22%

OFFICIAL RESULTS \* GENERAL ELECTION \* NOVEMBER 6, 2001  
FRANKLIN COUNTY, OHIO

Public Count: 157032

<b>FRANKLIN TOWNSHIP TRUSTEE</b> <b>Pages: 73 - 74</b>			JOHN A. BRANDT	764	22.85%
CHERYL D. SCHRACK	610	47.40%	DONALD R. SHOEMAKER	982	29.37%
EDWARD W. SEEGER	608	47.24%	<b>PLEASANT TOWNSHIP TRUSTEE</b> <b>Pages: 79 - 81</b>		
Write-In	69	5.36%	WALTER KREBS	676	32.64%
<b>HAMILTON TOWNSHIP TRUSTEE</b> <b>Pages: 75 - 78</b>			CONNIE SWISHER	433	20.91%
SHANNON BUSH	678	25.35%	HAROLD H. WEBER, JR.	193	9.32%
CHRIS HANN	951	35.55%	DALE WORTHINGTON	708	34.19%
JERRY L. HICKS	321	12.00%	Write-In	61	2.95%
EUNICE MCMULLEN	185	6.92%	<b>PRAIRIE TOWNSHIP TRUSTEE</b> <b>Pages: 82 - 87</b>		
ROGER STIMPFLER	540	20.19%	JOHN W. HART	883	23.08%
<b>JACKSON TOWNSHIP TRUSTEE</b> <b>Pages: 75 - 78</b>			TERESA P. KELLER	1,304	34.09%
DAVID BURRIS	3,121	48.38%	JOE WHARTON	897	23.45%
BILL LOTZ	3,330	51.62%	LARRY WORTHINGTON	741	19.37%
<b>JEFFERSON TOWNSHIP TRUSTEE</b> <b>Pages: 75 - 78</b>			<b>SHARON TOWNSHIP TRUSTEE</b> <b>Pages: 82 - 87</b>		
DONNA FINN	544	48.23%	MARK K. ALLEN	2,054	26.22%
MAT FLANAGAN	584	51.77%	DAVID L. BACHELOR	3,042	38.84%
<b>MADISON TOWNSHIP TRUSTEE</b> <b>Pages: 75 - 78</b>			PAUL R. INSLEY	2,737	34.94%
SARA L. CONVILLE	1,297	17.76%	<b>TRURO TOWNSHIP TRUSTEE</b> <b>Pages: 82 - 87</b>		
BOB GARVIN	1,686	23.09%	TERRY NICODEMUS	2,125	37.54%
JIM HUMMEL	1,998	27.37%	TOM PITCHFORD	1,410	24.91%
DENNIS WHITE	2,320	31.78%	BARB STRUSSION	2,125	37.54%
<b>MIFFLIN TOWNSHIP TRUSTEE</b> <b>Pages: 75 - 78</b>			<b>WASHINGTON TOWNSHIP TRUSTEE</b> <b>Pages: 82 - 87</b>		
JOSEPH F. SPANOVICH	2,781	47.84%	JAN ANTONOPOLOS	2,745	51.17%
JACK L. STEWART	3,032	52.16%	MICHAEL H. KEENAN	2,619	48.83%
<b>NORWICH TOWNSHIP TRUSTEE</b> <b>Pages: 79 - 81</b>			<b>FRANK CO MEM OF GOV BD OF ED SERV CTR</b> <b>Pages: 82 - 87</b>		
CHARLES WILLIAM BUCK	2,982	53.58%	JOYCE L. GALBRAITH	6,408	35.43%
DURLAND WORKMAN	2,584	46.42%	ROBIN REID-PLEASNICK	5,587	30.89%
<b>PERRY TOWNSHIP TRUSTEE</b> <b>Pages: 79 - 81</b>			MARY E. WHITE	6,092	33.68%
BARBARA J. DIMOND	505	20.33%	<b>BEXLEY CSD MEM OF BD OF ED</b> <b>Pages: 88 - 89</b>		
ROBERT E. MYERS	879	35.39%	STEVEN J. GROSSMAN	2,086	26.29%
JAMES M. ROPER	1,100	44.28%	DIANE PETERSON	2,059	25.95%
<b>PLAIN TOWNSHIP TRUSTEE</b> <b>Pages: 79 - 81</b>			CRYSTAL K. SALT	1,791	22.57%
DONALD W. BALLARD	610	18.24%	ANDY SUTTER	1,998	25.18%
JANIS K. BOBB	988	29.55%	<b>CANAL WINCH LSD MEM OF BD OF ED (FT)</b> <b>Pages: 88 - 89</b>		

OFFICIAL RESULTS \* GENERAL ELECTION \* NOVEMBER 6, 2001  
FRANKLIN COUNTY, OHIO

Public Count: 157032

CHUCK MILLER	1,832	32.15%
STAN SMITH	1,680	29.48%
DEBRA JACKSON WAITES	1,736	30.46%
Write-In	451	7.91%

**CANAL WINCH LSD MEM OF BD OF ED (UT)** Pages: 88 - 89

Write-In	519	100.00%
----------	-----	---------

**COLUMBUS CSD MEM OF BD OF ED (FT)** Pages: 90 - 108

ANDY BOWERS	19,106	13.27%
BILL BUCKEL	11,158	7.75%
BETTY M. DRUMMOND	28,334	19.68%
ANDREW GINTHER	23,352	16.22%
LORETTA HEARD	21,615	15.01%
RUTH MCNEIL	18,602	12.92%
KEVIN-JAMAL MUHAMMAD	12,616	8.76%
TIMOTHY STARR	9,226	6.41%

**COLUMBUS CSD MEM OF BD OF ED (UT)** Pages: 90 - 108

JEFF CABOT	29,367	59.08%
AL WARNER	20,340	40.92%

**DUBLIN CSD MEM OF BD OF ED** Pages: 90 - 108

JULIE BEST	3,749	19.43%
PAT FRIEDRICH	1,358	7.04%
TOM FRIES	4,123	21.37%
MARGY GOOCH	3,439	17.83%
DANIEL NOREEN	3,436	17.81%
ERIC P. ROY	3,186	16.52%

**GAHANNA-JEFFERSON CSD MEM OF BD OF ED** Pages: 109 - 112

MARLENE MAK EADER	3,536	28.03%
KEVIN S. HAIRSTON	2,868	22.73%
RYAN P. JOLLEY	2,880	22.83%
CLARICE J. YODER	3,332	26.41%

**GRANDVIEW HEIGHTS CSD MEM OF BD OF ED** Pages: 109 - 112

STEVE BURIGANA	1,064	20.02%
BRIAN COOK	1,265	23.80%
ANITA J. KELLER	1,134	21.34%
SUZANNE MCLEOD	1,385	26.06%
NORMA J. KOUTZ WALLACE	467	8.79%

**GROVEPORT MADISON LSD MEM OF BD OF ED** Pages: 109 - 112

TERI K. ALLEN	1,757	16.91%
JAMES M. BARNETT	2,296	22.10%
RICHARD MARTIN	1,458	14.03%
ROBERT HOLDEN PALEY	2,278	21.92%
LYNN RILEY	2,601	25.03%

**HAMILTON LSD MEM OF BD OF ED** Pages: 113 - 117

RANDAL RUPPERT	851	44.18%
DAVID L. SCHUTTE	1,010	52.44%
Write-In	65	3.37%

**HILLIARD CSD MEM OF BD OF ED** Pages: 113 - 117

DENISE BOBBITT	4,875	26.72%
THOMAS F. CALHOON	4,542	24.90%
LIBBY V. GIERACH	4,472	24.51%
DOUG MAGGIED	4,354	23.87%
WILLIAM A. MERCIER	0	0.00%

**PLAIN LSD MEM OF BD OF ED** Pages: 113 - 117

ROBERT BALCHICK	970	12.94%
JULIE DIULLO	1,141	15.22%
DIANE GOEDEKING	1,407	18.77%
PETER Z. HORVATH	1,497	19.97%
JENNIFER LOPEZ	1,144	15.26%
ANNETTE LUSENHOP	1,336	17.83%

**REYNOLDSBURG CSD MEM OF BD OF ED** Pages: 118 - 124

CHERYL MAX	2,979	34.20%
ANDREW J. SWOPE	3,003	34.47%
HARRY W. ZEUNE	2,729	31.33%

**SOUTH-WESTERN CSD MEM OF BD OF ED** Pages: 118 - 124

BETH A. CONGROVE	7,179	26.46%
CATHY JOHNSON	7,415	27.33%
WILLIAM G. MCCARTY	6,243	23.01%
KRISTA STASTYSHYN	6,299	23.21%

**UPPER ARLINGTON CSD MEM OF BD OF ED** Pages: 118 - 124

BOB ARKIN	4,215	22.07%
JIM FISHER	3,426	17.94%
BRENDA GERHARDT	2,138	11.20%

**OFFICIAL RESULTS \* GENERAL ELECTION \* NOVEMBER 6, 2001  
FRANKLIN COUNTY, OHIO**

**Public Count: 157032**

LINDA JONES	3,212	16.82%
MARGIE PIZZUTI	5,088	26.65%
JOSEPH T. SPENCLEY, JR.	1,015	5.32%

**WESTERVILLE CSD MEM OF BD OF ED Pages: 125 - 129**

KATHLEEN J. COCUZZI	4,980	15.82%
MICHAEL L. COLLINS	5,601	17.79%
LYNNE DUNDON	3,040	9.65%
ANGELA GILLETT	3,186	10.12%
KEVIN HOFFMAN	5,201	16.52%
DAN HOLMES	2,868	9.11%
NANCY NESTOR-BAKER	6,611	21.00%
Write-In	0	0.00%

**WHITEHALL CSD MEM OF BD OF ED Pages: 125 - 129**

WALTER S. ARMES	1,232	33.54%
DARLENE JESSUP	1,281	34.88%
KIM MAGGARD	1,160	31.58%

**WORTHINGTON CSD MEM OF BD OF ED Pages: 130 - 132**

JENNIFER HITT BEST	8,167	18.83%
DAVID A. BRESSMAN	7,409	17.09%
CAROL HASBROUCK	8,759	20.20%
PETER MACKENZIE	3,124	7.20%
MARC SCHARE	4,593	10.59%
CAL TAYLOR	5,119	11.81%
JIM TIMKO	6,190	14.28%
ARTHUR L. WHITE	0	0.00%

**DEL/UN CO MEM OF GOV BD OF ED SERV CTR Pages: 130 - 132**

EDWARD A. BISCHOFF	3	30.00%
R. GENE WILEY	4	40.00%
THOMAS ZIMMERMAN	3	30.00%

**OLENTANGY LSD MEM OF BD OF ED Pages: 130 - 132**

CARRIE KAELEN	2	28.57%
ANDREW W. KERR	2	28.57%
TERI R. MEIDER	3	42.86%

**PICKERINGTON MEM OF COUNCIL Pages: 133 - 134**

CRAIG G. MAXEY	7	16.67%
JEFFREY W. MONEBRAKE	10	23.81%

DOUGLAS A. PARKER	8	19.05%
DAVID SHAVER	8	19.05%
WILLIAM W. WRIGHT	5	11.90%
Write-In	4	9.52%

**LITHOPOLIS MEM OF COUNCIL Pages: 133 - 134**

VINCENT ARGOBRIGHT	0	0.00%
LINDA DEEM	0	0.00%
LINDSAY DEEM	0	0.00%
CHARLES FINKS, JR.	0	0.00%
ERIC SANDINE	0	0.00%

**FAIR-D CO MEM OF GOV BD OF ED SERV CTR Pages: 133 - 134**

FRANCIS BOPE	10	17.54%
LANCE R. GROVE	13	22.81%
GENE N. HOUSER	17	29.82%
CLYDE R. MONTGOMERY, JR.	17	29.82%

**PICKERINGTON LSD MEM OF BD OF ED Pages: 135 - 136**

JAMES R. BRINK	10	11.36%
JOHN MAURER	18	20.45%
WES MONHOLLEN	11	12.50%
GAIL E. OAKES	16	18.18%
BILL POWERS	14	15.91%
LORI A. SANDERS	19	21.59%

**LICK-G CO MEM OF GOV BD OF ED SERV CTR Pages: 135 - 136**

BARBARA LANTHORN	161	34.77%
FREDDIE LAELLA	140	30.24%
DEAN A. RAMSEY	162	34.99%

**LICKING HEIGHTS LSD MEM OF BD OF ED Pages: 135 - 136**

VICKI GOLDEN	144	27.59%
GEORGE H. PENDEXTER	102	19.54%
RUDY SHAFFER	119	22.80%
TERRY SHOOK	157	30.08%

**MAD-CH CO MEM GV BOE SRV CTR(AT-LG4YR) Pages: 135 - 136**

R. BART WARD	31	100.00%
--------------	----	---------

**MAD-CH CO MEM GV BOE SRV CTR (4YR) Pages: 137 - 138**

DAVID H. EBERHART	34	100.00%
-------------------	----	---------

OFFICIAL RESULTS \* GENERAL ELECTION \* NOVEMBER 6, 2001  
FRANKLIN COUNTY, OHIO

Public Count: 157032

<b>JONATHAN ALDER LSD MEM OF BD OF ED</b>			<b>Pages: 137 - 138</b>
JOHN EDWARD ADAMS, II	1	16.67%	
THRESA L. ADAMS	0	0.00%	
ROBERT S. BATES	1	16.67%	
LINDA BEACHY	2	33.33%	
DIANN T. MCMILLEN	1	16.67%	
JOYCE F. SCHROCK	1	16.67%	

<b>MADISON PLAINS LSD MEM OF BD OF ED</b>			<b>Pages: 137 - 138</b>
LOWELL G. ANDERSON	19	20.00%	
ANGELA ISAACS	21	22.11%	
BLENDA JAMES	24	25.26%	
ROBERT KUEHNLE	21	22.11%	
BOB D. MULLINS	10	10.53%	

<b>PICK-Y CO MEM OF GOV BD OF ED SERV CTR</b>			<b>Pages: 137 - 138</b>
HAROLD E. LINDSEY	1	33.33%	
BETTY L. STICKEL	1	33.33%	
DONALD STROUS	1	33.33%	

<b>TEAYS VALLEY LSD MEM OF BD OF ED</b>			<b>Pages: 139 - 140</b>
MARK A. LEATHERWOOD	1	50.00%	
CHARLES D. MORRISON	0	0.00%	
MARGARET E. PERRILL	1	50.00%	

**\*\* QUESTIONS AND ISSUES \*\***

<b>FRANK CO MEN RET TX LVY (REP)(ISSUE#1)</b>			<b>Pages: 141 - 171</b>
FOR	105,994	71.34%	
AGAINST	42,587	28.66%	

<b>BEXLEY PROP CHARTER AMEND (ISSUE#14)</b>			<b>Pages: 141 - 171</b>
YES	2,609	84.19%	
NO	490	15.81%	

<b>BEXLEY PROP CHARTER AMEND (ISSUE#15)</b>			<b>Pages: 141 - 171</b>
YES	2,673	88.63%	
NO	343	11.37%	

<b>BEXLEY PROP CHARTER AMEND (ISSUE#16)</b>			<b>Pages: 141 - 171</b>
YES	2,691	87.31%	
NO	391	12.69%	

<b>BEXLEY PROP CHARTER AMEND (ISSUE#17)</b>			<b>Pages: 141 - 171</b>
YES	2,515	84.68%	
NO	455	15.32%	

<b>BEXLEY PROP CHARTER AMEND (ISSUE#18)</b>			<b>Pages: 141 - 171</b>
YES	2,475	86.99%	
NO	370	13.01%	

<b>BEXLEY PROP CHARTER AMEND (ISSUE#19)</b>			<b>Pages: 141 - 171</b>
YES	2,581	89.87%	
NO	291	10.13%	

<b>BEXLEY PROP CHARTER AMEND (ISSUE#20)</b>			<b>Pages: 141 - 171</b>
YES	1,849	64.70%	
NO	1,009	35.30%	

<b>BEXLEY PROP CHARTER AMEND (ISSUE#21)</b>			<b>Pages: 172 - 174</b>
YES	2,250	79.65%	
NO	575	20.35%	

<b>BEXLEY PROP CHARTER AMEND (ISSUE#22)</b>			<b>Pages: 172 - 174</b>
YES	2,438	85.16%	
NO	425	14.84%	

<b>BEXLEY PROP CHARTER AMEND (ISSUE#23)</b>			<b>Pages: 172 - 174</b>
YES	1,971	76.51%	
NO	605	23.49%	

<b>BEXLEY PROP CHARTER AMEND (ISSUE#24)</b>			<b>Pages: 172 - 174</b>
YES	2,201	79.60%	
NO	564	20.40%	

<b>BEXLEY PROP CHARTER AMEND (ISSUE#25)</b>			<b>Pages: 172 - 174</b>
YES	2,516	89.03%	
NO	310	10.97%	

<b>BEXLEY PROP ORDINANCE (ISSUE#26)</b>			<b>Pages: 172 - 174</b>
YES	2,380	81.04%	
NO	557	18.96%	

<b>GAHANNA PROP CHARTER AMEND (ISSUE#27)</b>			<b>Pages: 172 - 174</b>
YES	3,706	80.55%	



OFFICIAL RESULTS \* GENERAL ELECTION \* NOVEMBER 6, 2001  
FRANKLIN COUNTY, OHIO

Public Count: 157032

NO	895	19.45%	YES	203	29.34%
			NO	489	70.66%
<b>GAHANNA PROP CHARTER AMEND (ISSUE#28) Pages: 172 - 174</b>			<b>BLEND TWP POL DIST TX LVY (REP)(ISS#41) Pages: 178 - 181</b>		
YES	2,197	47.36%	FOR	1,021	78.30%
NO	2,442	52.64%	AGAINST	283	21.70%
<b>GAHANNA PROP CHARTER AMEND (ISSUE#29) Pages: 175 - 177</b>			<b>MIFF TWP POL DIST TX LVY (REN)(ISS#42) Pages: 178 - 181</b>		
YES	3,981	86.81%	FOR	106	60.57%
NO	605	13.19%	AGAINST	69	39.43%
<b>GAHANNA PROP CHARTER AMEND (ISSUE#30) Pages: 175 - 177</b>			<b>PERRY TWP POL DIST TX LVY (ISSUE#43) Pages: 178 - 181</b>		
YES	3,050	67.42%	FOR	1,235	76.23%
NO	1,474	32.58%	AGAINST	385	23.77%
<b>GAHANNA PROP CHARTER AMEND (ISSUE#31) Pages: 175 - 177</b>			<b>CANAL WINCH LSD PROP TX LVY (ISSUE#45) Pages: 178 - 181</b>		
YES	3,144	68.01%	FOR	1,979	51.83%
NO	1,479	31.99%	AGAINST	1,839	48.17%
<b>GAHANNA PROP CHARTER AMEND (ISSUE#32) Pages: 175 - 177</b>			<b>PLAIN LSD PROP BOND ISSUE (ISSUE#46) Pages: 178 - 181</b>		
YES	2,740	59.93%	FOR	1,801	55.21%
NO	1,832	40.07%	AGAINST	1,461	44.79%
<b>GAHANNA PROP CHARTER AMEND (ISSUE#33) Pages: 175 - 177</b>			<b>UPPER ARL CSD PROP TX LVY (ISSUE#47) Pages: 178 - 181</b>		
YES	3,914	84.98%	FOR	6,713	59.52%
NO	692	15.02%	AGAINST	4,565	40.48%
<b>REYNOLDSBURG PROP ORDINANCE (ISSUE#34) Pages: 175 - 177</b>			<b>WESTERVILLE PUB LIB PROP TXLVY(ISS#48) Pages: 182 - 187</b>		
YES	2,720	64.26%	FOR	5,861	42.39%
NO	1,513	35.74%	AGAINST	7,967	57.61%
<b>REYNOLDSBURG PROP ORDINANCE (ISSUE#35) Pages: 175 - 177</b>			<b>WORTH CSD PROP DECR OF TX RATE (ISS#49) Pages: 182 - 187</b>		
YES	2,703	64.02%	YES	7,238	41.88%
NO	1,519	35.98%	NO	10,043	58.12%
<b>MINERVA PK PROP TX LVY (REN)(ISSUE#37) Pages: 175 - 177</b>			<b>LOCAL OPTION COLUMBUS 09-A (ISSUE#4b) Pages: 182 - 187</b>		
FOR	335	76.31%	YES	72	48.65%
AGAINST	104	23.69%	NO	76	51.35%
<b>OBETZ PROP CHARTER ADOPTION (ISSUE#38) Pages: 178 - 181</b>			<b>LOCAL OPTION COLUMBUS 13-B (ISSUE#5A) Pages: 182 - 187</b>		
YES	337	49.27%	YES	100	50.00%
NO	347	50.73%	NO	100	50.00%
<b>OBETZ PROP ORD BY INIT PET (ISSUE#39) Pages: 178 - 181</b>					

OFFICIAL RESULTS \* GENERAL ELECTION \* NOVEMBER 6, 2001  
FRANKLIN COUNTY, OHIO

Public Count: 157032

<b>LOCAL OPTION COLUMBUS 13-C (ISSUE#6A)</b>			<b>Pages: 182 - 187</b>
YES	61	46.92%	
NO	69	53.08%	
<b>LOCAL OPTION COLUMBUS 44-H (ISSUE#7A)</b>			<b>Pages: 182 - 187</b>
YES	77	39.90%	
NO	116	60.10%	
<b>LOCAL OPTION COLUMBUS 44-H (ISSUE#7b)</b>			<b>Pages: 182 - 187</b>
YES	69	35.75%	
NO	124	64.25%	
<b>LOCAL OPTION COLUMBUS 44-H (ISSUE#8A)</b>			<b>Pages: 182 - 187</b>
YES	74	38.54%	
NO	118	61.46%	
<b>LOCAL OPTION COLUMBUS 44-H (ISSUE#8b)</b>			<b>Pages: 188 - 190</b>
YES	70	36.46%	
NO	122	63.54%	
<b>LOCAL OPTION COLUMBUS 62-B (ISSUE#9b)</b>			<b>Pages: 188 - 190</b>
YES	72	65.45%	
NO	38	34.55%	
<b>LOCAL OPTION COLUMBUS 62-B (ISSUE#10b)</b>			<b>Pages: 188 - 190</b>
YES	73	65.18%	
NO	39	34.82%	
<b>LOCAL OPTION COLUMBUS 74-F (ISSUE#11b)</b>			<b>Pages: 188 - 190</b>
YES	54	83.08%	
NO	11	16.92%	
<b>LOCAL OPTION PRAIRIE - H (ISSUE#44b)</b>			<b>Pages: 188 - 190</b>
YES	64	43.54%	
NO	83	56.46%	
<b>LICKING HEIGHTS LSD PROP TX LVY (REP)</b>			<b>Pages: 188 - 190</b>
FOR	174	58.00%	
AGAINST	126	42.00%	

\*\* TOTALS AVAIL. - MOST POP. COUNTY \*\*

<b>DELAWARE CO - COLS AUDITOR</b>			<b>Pages: 1 - 31</b>
HUGH J. DORRIAN	75	57.25%	
JEFF SNYDER	56	42.75%	
<b>DELAWARE CO - COLS CITY ATTY</b>			<b>Pages: 1 - 31</b>
KIM A. BROWNE	50	35.46%	
JANET E. JACKSON	91	64.54%	
<b>DELAWARE CO - COLS COUNCIL</b>			<b>Pages: 32 - 50</b>
KEVIN L. BOYCE	70	18.77%	
SALLIE GIBSON	37	9.92%	
STU HARRIS	60	16.09%	
CORNELL MCCLEARY	25	6.70%	
MARYELLEN O'SHAUGHNESSY	93	24.93%	
RICHARD W. SENSENBRENNER	88	23.59%	
<b>DELAWARE CO - DUB COUNCIL W-3</b>			<b>Pages: 51 - 53</b>
PAUL DUMOUCHELLE	297	39.76%	
JOHN G. REINER	450	60.24%	
<b>DELAWARE CO - WESTV COUNCIL</b>			<b>Pages: 59 - 62</b>
ANNE GONZALES	802	28.37%	
MICHAEL HEYECK	717	25.36%	
BILL HIGHFIELD	693	24.51%	
TERRY L. WINEBRENNER	615	21.75%	
<b>DELAWARE CO - WASH TWP TRUST</b>			<b>Pages: 82 - 87</b>
JAN ANTONOPLOS	460	56.37%	
MICHAEL H. KEENAN	356	43.63%	
<b>DELAWARE CO - DUBLIN SD BOE</b>			<b>Pages: 90 - 108</b>
JULIE BEST	357	13.84%	
PAT FRIEDRICH	132	5.12%	
TOM FRIES	493	19.11%	
MARGY GOOCH	582	22.56%	
DANIEL NOREEN	395	15.31%	
ERIC P. ROY	621	24.07%	
<b>DELAWARE CO - WESTV SD BOE</b>			<b>Pages: 125 - 129</b>
KATHLEEN J. COCUZZI	910	14.57%	
MICHAEL L. COLLINS	1,049	16.80%	
LYNNE DUNDON	771	12.35%	

OFFICIAL RESULTS \* GENERAL ELECTION \* NOVEMBER 6, 2001  
FRANKLIN COUNTY, OHIO

Public Count: 157032

ANGELA GILLETT	567	9.08%
KEVIN HOFFMAN	1,114	17.84%
DAN HOLMES	549	8.79%
NANCY NESTOR-BAKER	1,285	20.58%

<b>DELAWARE CO - #48 WEST LIB TAX</b>	<b>Pages: 182 - 187</b>	
FOR	1,260	42.74%
AGAINST	1,688	57.26%

<b>DELAWARE CO - COLS COUNCIL</b>	<b>Pages: 32 - 50</b>	
Write-In	0	0.00%

<b>DELAWARE CO - WESTV SD BOE</b>	<b>Pages: 125 - 129</b>	
Write-In	0	0.00%

<b>FAIRFIELD CO - COLS AUDITOR</b>	<b>Pages: 1 - 31</b>	
HUGH J. DORRIAN	235	50.76%
JEFF SNYDER	228	49.24%

<b>FAIRFIELD CO - COLS CITY ATTY</b>	<b>Pages: 1 - 31</b>	
KIM A. BROWNE	198	39.29%
JANET E. JACKSON	306	60.71%

<b>FAIRFIELD CO - COLS COUNCIL</b>	<b>Pages: 32 - 50</b>	
KEVIN L. BOYCE	280	20.51%
SALLIE GIBSON	168	12.31%
STU HARRIS	207	15.16%
CORNELL MCCLEARY	139	10.18%
MARYELLEN O'SHAUGHNESSY	339	24.84%
RICHARD W. SENSENBRENNER	232	17.00%

<b>FAIRFIELD CO - REYNS AUDITOR</b>	<b>Pages: 56 - 58</b>	
HOWARD WHITNEY (REP)	22	100.00%

<b>FAIRFIELD CO - REYNS COUN-AT-LG</b>	<b>Pages: 56 - 58</b>	
LANE J. BEOUGHER (REP)	18	30.51%
JOHN DUGAN	7	11.86%
WILLIAM L. HILLS (REP)	14	23.73%
RON STAKE (REP)	11	18.64%
PRESTON STEARNS (DEM)	9	15.25%

<b>FAIRFIELD CO - CAN WIN COUNCIL</b>	<b>Pages: 63 - 64</b>	
JOHN E. BENDER	83	29.75%

RICK DEEDS	76	27.24%
BOBBIE MERSHON	62	22.22%
FRANCES S. STEUBE	58	20.79%

<b>FAIRFIELD CO - FRANKLIN CO ESC</b>	<b>Pages: 82 - 87</b>	
JOYCE L. GALBRAITH	442	36.99%
ROBIN REID-PLEASNICK	340	28.45%
MARY E. WHITE	413	34.56%

<b>FAIRFIELD CO - CAN W SD BOE(FT)</b>	<b>Pages: 88 - 89</b>	
CHUCK MILLER	601	37.12%
STAN SMITH	511	31.56%
DEBRA JACKSON WAITES	507	31.32%

<b>FAIRFIELD CO - REYNS SD BOE</b>	<b>Pages: 118 - 124</b>	
CHERYL MAX	0	0.00%
ANDREW J. SWOPE	0	0.00%
HARRY W. ZEUNE	0	0.00%

<b>FAIRFIELD CO - #34 REY PROP ORD</b>	<b>Pages: 175 - 177</b>	
YES	12	48.00%
NO	13	52.00%

<b>FAIRFIELD CO - #35 REY PROP ORD</b>	<b>Pages: 175 - 177</b>	
YES	16	64.00%
NO	9	36.00%

<b>FAIRFIELD CO - #45 CAN W SD TAX</b>	<b>Pages: 178 - 181</b>	
FOR	554	45.82%
AGAINST	655	54.18%

<b>FAIRFIELD CO - CAN W SD BOE(UT)</b>	<b>Pages: 88 - 89</b>	
Write-In	157	100.00%

<b>FAIRFIELD CO - COLS COUNCIL</b>	<b>Pages: 32 - 50</b>	
Write-In	6	100.00%

<b>FAIRFIELD CO - CAN W SD BOE(FT)</b>	<b>Pages: 88 - 89</b>	
Write-In	120	100.00%

<b>LICKING CO - REYNS AUDITOR</b>	<b>Pages: 56 - 58</b>	
HOWARD WHITNEY (REP)	659	100.00%

OFFICIAL RESULTS \* GENERAL ELECTION \* NOVEMBER 6, 2001  
FRANKLIN COUNTY, OHIO

Public Count: 157032

<b>LICKING CO - REYNS COUN-AT-LG</b> <span style="float:right">Pages: 56 - 58</span>		
LANE J. BEOUGHER (REP)	427	19.95%
JOHN DUGAN	363	16.96%
WILLIAM L. HILLS (REP)	422	19.72%
RON STAKE (REP)	501	23.41%
PRESTON STEARNS-(DEM)	427	19.95%
<b>LICKING CO - FRANKLIN CO ESC</b> <span style="float:right">Pages: 82 - 87</span>		
JOYCE L. GALBRAITH	1	33.33%
ROBIN REID-PLEASNICK	1	33.33%
MARY E. WHITE	1	33.33%
<b>LICKING CO - PLAIN SD BOE</b> <span style="float:right">Pages: 113 - 117</span>		
ROBERT BALCHICK	0	0.00%
JULIE DIULLO	1	33.33%
DIANE GOEDEKING	0	0.00%
PETER Z. HORVATH	0	0.00%
JENNIFER LOPEZ	1	33.33%
ANNETTE LUSENHOP	1	33.33%
<b>LICKING CO - REYNS SD BOE</b> <span style="float:right">Pages: 118 - 124</span>		
CHERYL MAX	606	34.97%
ANDREW J. SWOPE	603	34.80%
HARRY W. ZEUNE	524	30.24%
<b>LICKING CO - #34 REY PROP ORD</b> <span style="float:right">Pages: 175 - 177</span>		
YES	582	66.14%
NO	298	33.86%
<b>LICKING CO - #35 REY PROP ORD</b> <span style="float:right">Pages: 175 - 177</span>		
YES	573	65.41%
NO	303	34.59%
<b>LICKING CO - #46 PLAIN SD BND</b> <span style="float:right">Pages: 178 - 181</span>		
FOR	0	0.00%
AGAINST	2	100.00%
<b>PICKAWAY CO - HARR'RG COUNCIL</b> <span style="float:right">Pages: 65 - 66</span>		
DONALD A. GIBSON	1	50.00%
KENT L. WHEELER	1	50.00%
<b>PICKAWAY CO - SWEST SD BOE</b> <span style="float:right">Pages: 118 - 124</span>		

BETH A. CONGROVE	10	22.73%
CATHY JOHNSON	14	31.82%
WILLIAM G. MCCARTY	10	22.73%
KRISTA STASTYSHYN	10	22.73%
<b>UNION CO - DUB COUNCIL W-4</b> <span style="float:right">Pages: 51 - 53</span>		
BOB ADAMEK	6	37.50%
ELIZABETH E. GEHLE	0	0.00%
TIM LECLIDER	10	62.50%
<b>UNION CO - WASH TWP TRUST</b> <span style="float:right">Pages: 82 - 87</span>		
JAN ANTONOPLOS	0	0.00%
MICHAEL H. KEENAN	0	0.00%
<b>UNION CO - DUBLIN SD BOE</b> <span style="float:right">Pages: 90 - 108</span>		
JULIE BEST	244	29.61%
PAT FRIEDRICH	57	6.92%
TOM FRIES	166	20.15%
MARGY GOOCH	113	13.71%
DANIEL NOREEN	110	13.35%
ERIC P. ROY	134	16.26%
<b>UNION CO - HILLIARD SD BOE</b> <span style="float:right">Pages: 113 - 117</span>		
DENISE BOBBITT	0	0.00%
THOMAS F. CALHOON	0	0.00%
LIBBY V. GIERACH	0	0.00%
DOUG MAGGIED	0	0.00%
WILLIAM A. MERCIER	0	0.00%
<b>** WRITE-IN TOTALS **</b>		
<b>VALLEYVIEW MEM OF COUNCIL</b> <span style="float:right">Pages: 71 - 72</span>		
THOMAS WATKINS	68	100.00%
<b>COLUMBUS MEM OF COUNCIL</b> <span style="float:right">Pages: 32 - 50</span>		
JAMES MOSS	1,074	100.00%
<b>GAHANNA MEM OF COUNCIL WARD 3</b> <span style="float:right">Pages: 51 - 53</span>		
DAVID B. THOM	77	100.00%
<b>URBANCREST MEM OF COUNCIL</b> <span style="float:right">Pages: 69 - 70</span>		
CAROLYN WILLIS	24	100.00%

OFFICIAL RESULTS \* GENERAL ELECTION \* NOVEMBER 6, 2001  
FRANKLIN COUNTY, OHIO

Public Count: 157032

<b>BLENDON TOWNSHIP TRUSTEE</b>	<b>Pages: 73 - 74</b>	
JOAN KELLY	28	100.00%
<b>FRANKLIN TOWNSHIP TRUSTEE</b>	<b>Pages: 73 - 74</b>	
DEBRA CRAFT	65	100.00%
<b>PLEASANT TOWNSHIP TRUSTEE</b>	<b>Pages: 79 - 81</b>	
CAROL A. WALLAR	54	100.00%
<b>CANAL WINCH LSD MEM OF BD OF ED (UT)</b>	<b>Pages: 88 - 89</b>	
JOHN KANTNER	262	100.00%
<b>HAMILTON LSD MEM OF BD OF ED</b>	<b>Pages: 113 - 117</b>	
CATHERINE K. JORDAN	34	100.00%
<b>PICKERINGTON MEM OF COUNCIL</b>	<b>Pages: 133 - 134</b>	
TED HACKWORTH	4	100.00%
<b>GRANDVIEW HEIGHTS MEM OF COUNCIL</b>	<b>Pages: 54 - 55</b>	
ANTHONY PANZERA	752	100.00%
<b>CANAL WINCH LSD MEM OF BD OF ED (FT)</b>	<b>Pages: 88 - 89</b>	
PAUL H. OWENS	89	50.86%
BECKY WILKINS	86	49.14%
<b>** NO CANDIDATES FILED FOR THESE OFFICES **</b>		
<b>MAD-CH CO MEM GV BOE SRV CTR (2YR)</b>	<b>Pages: 0 - 0</b>	
NO CANDIDATE	0	0.00%
<b>NEW ROME MEM OF COUNCIL</b>	<b>Pages: 0 - 0</b>	
NO CANDIDATE	0	0.00%
<b>URBANCREST MEM OF BD OF PUB AFFAIRS</b>	<b>Pages: 0 - 0</b>	
NO CANDIDATE	0	0.00%

OFFICIAL RESULTS \* GENERAL ELECTION \* NOVEMBER 6, 2001

FRANKLIN COUNTY, OHIO

Offices

FRANKLIN CO  
MUNI CT JUDGE  
(FTC1-1-02)

FRANKLIN CO  
MUNI CT JUDGE  
(FTC1-2-02)

FRANKLIN CO  
MUNI CT JUDGE  
(FTC1-3-02)

COLUMBUS  
AUDITOR

COLUMBUS CITY  
ATTORNEY

	Vote For 1	Vote For 1	Vote For 1	Vote For 1	Vote For 1	Vote For 1	Vote For 1	Precinct Public Count	
	S V C A O N T D E R K A	S H T A E Y V E E S N B	B B L E Y T T H H E E L M E L	J G A R M E E E S N E	H D U O G R H R I J A N	J S E N F Y F D E R	K B I R M O A W E E	J J A A N C E K T S O E N	
COLS 01	-A 97 -B 70 -C 142 <u>309</u>	95 79 148 <u>322</u>	79 55 37 54 92 85 <u>208 194</u>	100 49 60 35 123 69 <u>283 153</u>	47 108 39 61 49 148 <u>135 317</u>			169 104 205 <u>478</u>	
COLS 02	-A 72 -B 110 -C 148 -D 96 -E 124 -F 122 <u>672</u>	80 120 148 107 135 130 <u>720</u>	47 57 98 61 126 80 77 77 105 81 103 69 <u>556 425</u>	70 39 118 38 138 70 101 49 117 62 121 51 <u>665 309</u>	42 77 47 124 52 167 45 121 57 144 41 142 <u>284 775</u>			122 181 235 172 211 187 <u>1108</u>	
COLS 03	-A 52 -B 79 -C 107 -D 85 <u>323</u>	67 86 113 97 <u>363</u>	62 62 62 87 89 86 59 69 <u>252 304</u>	89 25 114 35 127 42 84 46 <u>414 148</u>	15 114 29 137 36 152 39 98 <u>119 501</u>			133 169 197 146 <u>645</u>	
COLS 04	-A 66 -B 69 -C 24 -D 93 <u>252</u>	73 87 30 103 <u>293</u>	54 84 55 85 15 35 70 86 <u>194 290</u>	105 30 102 35 45 8 113 34 <u>365 107</u>	18 136 21 135 5 58 17 154 <u>61 483</u>			159 157 67 174 <u>557</u>	
COLS 05	-A 72 -B 89 -C 72 -D 43 <u>276</u>	79 100 87 54 <u>320</u>	55 95 54 108 53 113 26 61 <u>188 377</u>	122 27 125 42 138 24 66 23 <u>451 116</u>	26 147 22 161 18 175 16 88 <u>82 571</u>			178 192 196 107 <u>673</u>	
COLS 06	-A 65 -B 127 -C 86 -D 95 -E 84 -F 90 <u>547</u>	74 148 93 108 90 107 <u>620</u>	43 96 98 178 62 119 79 116 54 110 75 139 <u>411 758</u>	113 26 241 38 151 26 145 42 126 27 172 28 <u>948 187</u>	18 139 24 288 14 191 21 188 12 169 29 213 <u>118 1188</u>			167 329 213 220 190 248 <u>1367</u>	

OFFICIAL RESULTS \* GENERAL ELECTION \* NOVEMBER 6, 2001  
FRANKLIN COUNTY, OHIO  
Offices

	FRANKLIN CO MUNI CT JUDGE (FTC1-1-02)	FRANKLIN CO MUNI CT JUDGE (FTC1-2-02)	FRANKLIN CO MUNI CT JUDGE (FTC1-3-02)	COLUMBUS AUDITOR	COLUMBUS CITY ATTORNEY				Precinct Public Count
	Vote For 1	Vote For 1	Vote For 1	Vote For 1	Vote For 1				
	S V C A O N T D E R  K A	S H T A E Y V E S N  B	B B J G L E A R Y T M E H E S N E L E	H D J S U O E N G R F Y H R F D J A N R	K B J J I R A A M O N C W E K A N T S E O N				
COLS 07	- A 46	58	41 55	62 26	15 91				110
	- B 92	99	85 124	145 38	32 194				241
	- C 48	61	56 70	98 21	7 130				144
	- D 72	76	51 92	122 21	18 144				163
	- E 83	103	61 138	150 34	15 198				226
	341	397	294 479	577 140	87 757				884
COLS 08	- A 61	62	51 40	60 25	21 74				99
	- B 127	146	91 113	170 50	38 196				258
	- C 80	85	52 62	79 35	38 88				130
	- D 113	115	85 70	100 59	52 126				180
	381	408	279 285	409 169	149 484				667
COLS 09	- A 94	98	58 61	90 45	58 83				146
	- B 52	58	29 43	49 33	28 53				88
	146	156	87 104	139 78	86 136				234
COLS 10	- A 34	33	19 22	21 22	17 29				50
	- B 25	29	22 10	25 10	15 20				37
	- C 62	72	46 66	95 24	18 112				136
	- D 40	43	21 39	48 17	23 44				70
	- E 149	157	73 92	79 96	77 111				208
	- F 107	118	55 86	82 65	63 97				171
	- G 110	123	66 72	85 63	71 87				173
	- H 50	50	34 29	31 29	26 39				71
	- I 33	33	22 12	15 18	13 20				36
	- J 45	49	18 33	21 30	21 36				66
	- K 67	69	31 48	35 44	41 45				94
	- L 76	76	37 46	33 49	47 54				111
	- M 90	92	47 60	45 62	58 54				123
	- N 48	47	32 28	22 32	28 32				67
	- O 114	115	54 83	54 75	60 79				154
	- P 96	102	36 74	44 66	62 56				127
	- Q 33	35	13 21	14 16	17 23				46
	- R 53	55	25 38	31 32	29 35				68
	- S 5	5	4 4	4 2	5 3				8
	- T 51	50	23 36	17 40	32 28				68
	- U 87	94	47 63	65 52	55 69				132
	1375	1447	725 962	866 844	778 1073				2016

OFFICIAL RESULTS \* GENERAL ELECTION \* NOVEMBER 6, 2001  
FRANKLIN COUNTY, OHIO  
Offices

	FRANKLIN CO MUNI CT JUDGE (FTC1-1-02)	FRANKLIN CO MUNI CT JUDGE (FTC1-2-02)	FRANKLIN CO MUNI CT JUDGE (FTC1-3-02)	COLUMBUS AUDITOR	COLUMBUS CITY ATTORNEY		Precinct Public Count
	Vote For 1	Vote For 1	Vote For 1	Vote For 1	Vote For 1		
	S V C A O N T D E R  K A	S H T A E Y V E S N  B	B B J G L E A R Y T M E T H E E H E S N E L E	H D J S U O E N G R F Y H R F D J A I R N N	K B J J I R A A M O N C W E K A N T S E N O		
COLS 11	- A 65 - B 99 - C 128 - D 108 - E 154 <hr/> 554	65 115 145 115 175 <hr/> 615	39 43 50 83 89 94 63 72 92 119 <hr/> 333 411	54 35 98 44 129 64 91 49 146 90 <hr/> 518 282	44 44 50 100 80 120 51 102 102 133 <hr/> 327 499		92 154 212 160 252 <hr/> 870
COLS 12	- A 37 - B 42 - C 53 - D 75 <hr/> 207	40 44 54 80 <hr/> 218	46 15 22 50 44 25 71 41 <hr/> 183 131	42 19 38 33 47 24 65 46 <hr/> 192 122	7 61 14 72 10 63 37 85 <hr/> 68 281		71 91 81 139 <hr/> 382
COLS 13	- A 21 - B 68 - C 49 - D 77 <hr/> 215	25 82 60 90 <hr/> 257	17 26 74 84 60 54 67 87 <hr/> 218 251	29 13 136 26 85 25 119 34 <hr/> 369 98	2 49 15 170 13 117 17 155 <hr/> 47 491		51 204 140 177 <hr/> 572
COLS 14	- A 167 - B 83 - C 150 - D 55 <hr/> 455	183 93 159 58 <hr/> 493	104 120 75 46 150 78 50 28 <hr/> 379 272	159 71 67 49 142 64 46 19 <hr/> 414 203	55 192 33 95 52 195 21 62 <hr/> 161 544		261 138 264 86 <hr/> 749
COLS 15	- A 49 - B 152 <hr/> 201	51 162 <hr/> 213	28 28 88 109 116 137 <hr/> 116 137	27 25 135 77 162 102 <hr/> 162 102	22 40 74 141 96 181 <hr/> 96 181		71 228 <hr/> 299
COLS 16	- A 58 - B 59 - C 43 - D 29 - E 36 <hr/> 225	56 58 46 29 37 <hr/> 226	48 29 61 32 31 38 17 17 27 19 <hr/> 184 135	44 33 53 36 33 34 20 15 29 16 <hr/> 179 134	24 59 31 69 26 46 12 25 19 31 <hr/> 112 230		90 108 77 44 53 <hr/> 372
COLS 17	- A 40 - B 100 - C 80 - D 84 - E 61 <hr/> 365	43 124 86 93 68 <hr/> 414	32 57 100 124 51 132 84 93 47 81 <hr/> 314 487	65 18 176 32 138 26 142 30 101 20 <hr/> 622 126	15 86 25 221 20 186 18 176 13 128 <hr/> 91 797		104 252 214 204 144 <hr/> 918



OFFICIAL RESULTS \* GENERAL ELECTION \* NOVEMBER 6, 2001  
FRANKLIN COUNTY, OHIO  
Offices

	FRANKLIN CO MUNI CT JUDGE (FTC1-1-02)	FRANKLIN CO MUNI CT JUDGE (FTC1-2-02)	FRANKLIN CO MUNI CT JUDGE (FTC1-3-02)	COLUMBUS AUDITOR	COLUMBUS CITY ATTORNEY		Precinct Public Count
	Vote For 1	Vote For 1	Vote For 1	Vote For 1	Vote For 1		
	S V C A O N T D E R  K A	S H T A E Y V E S N  B	B B J G L E A R Y T M E T H E E H E S N E L E	H D J S U O E N G R F Y H R F D J A I E N R	K B J J I R A A M O N C W E K A N T S E O		
COLS 18	- A 91	94	83 48	77 46	46 95		155
	- B 106	117	105 46	108 43	44 129		193
	- C 88	94	76 58	95 44	44 103		159
	- D 99	108	82 72	107 44	50 116		190
	- E 112	119	99 63	118 50	41 143		202
	- F 86	89	86 52	80 48	41 105		153
	<u>582</u>	<u>621</u>	<u>531 339</u>	<u>585 275</u>	<u>266 691</u>		<u>1052</u>
COLS 19	- A 158	179	102 108	152 77	92 143		254
	- B 187	206	120 131	192 83	81 210		312
	- C 214	233	146 139	218 90	92 226		343
	- D 228	240	132 170	218 106	91 245		362
	- E 148	170	105 115	152 74	73 169		261
	- F 172	184	131 100	163 74	60 201		277
	- G 178	200	122 116	158 91	96 168		278
	- H 191	206	150 107	190 83	67 217		312
	<u>1476</u>	<u>1618</u>	<u>1008 986</u>	<u>1443 678</u>	<u>652 1579</u>		<u>2399</u>
COLS 20	- A 211	226	159 135	224 89	101 228		352
	- B 134	144	118 75	116 70	60 150		228
	- C 159	171	130 101	158 77	79 168		264
	<u>504</u>	<u>541</u>	<u>407 311</u>	<u>498 236</u>	<u>240 546</u>		<u>844</u>
COLS 21	- A 161	178	103 112	139 81	80 147		250
	- B 187	211	122 141	176 100	86 197		304
	- C 164	174	103 106	143 76	64 164		247
	- D 86	86	57 57	70 38	40 76		121
	- E 200	227	132 155	205 100	95 225		340
	- F 175	198	114 125	166 89	78 186		287
	<u>973</u>	<u>1074</u>	<u>631 696</u>	<u>899 484</u>	<u>443 995</u>		<u>1549</u>
COLS 22	- A 214	237	117 180	193 118	117 195		335
	- B 152	164	106 84	142 65	82 133		229
	- C 163	171	85 121	119 94	86 140		235
	- D 135	154	75 116	111 88	86 120		224
	- E 123	131	54 101	106 69	65 110		192
	- F 144	164	81 100	113 83	82 117		216
	- G 178	200	103 141	156 97	85 181		289
	- H 91	108	53 69	83 51	63 72		139
	<u>1200</u>	<u>1329</u>	<u>674 912</u>	<u>1023 665</u>	<u>666 1068</u>		<u>1859</u>

OFFICIAL RESULTS \* GENERAL ELECTION \* NOVEMBER 6, 2001

FRANKLIN COUNTY, OHIO

Offices

FRANKLIN CO  
MUNI CT JUDGE  
(FTC1-1-02)

FRANKLIN CO  
MUNI CT JUDGE  
(FTC1-2-02)

FRANKLIN CO  
MUNI CT JUDGE  
(FTC1-3-02)

COLUMBUS  
AUDITOR

COLUMBUS CITY  
ATTORNEY

Vote For 1

Vote For 1

Vote For 1

Vote For 1

Vote For 1

S V  
C A  
O N  
T D  
E R  
K  
A

S H  
T A  
E Y  
V E  
E S  
N  
B

B B J G  
L E A R  
Y T M E  
T H E E  
H E S N  
E L E  
M  
E  
L

H D J S  
U O E N  
G R F Y  
H R F D  
I E  
J A R  
N

K B J J  
I R A A  
M O N C  
W E K  
A N T S  
E O  
E N

COLS 23

-A 81  
-B 94  
-C 97  
-D 108  

---

380

85  
106  
101  
127  

---

419

55 72 79 48 34 111  
60 100 102 56 56 114  
86 68 115 41 38 128  
64 93 116 48 47 126  

---

265 333 412 193 175 479

Precinct  
Public  
Count

147  
175  
176  
181  

---

679

COLS 24

-A 96  
-B 67  
-C 93  
-D 69  
-E 97  

---

422

107  
85  
106  
77  
101  

---

476

64 62 88 43 41 93  
58 65 89 39 31 100  
64 62 98 44 48 99  
61 73 106 29 23 125  
67 66 71 63 57 81  

---

314 328 452 218 200 498

141  
137  
155  
154  
148  

---

735

COLS 25

-A 106  
-B 79  
-C 57  
-D 88  
-E 95  
-F 64  
-G 113  

---

602

119  
96  
68  
93  
104  
81  
129  

---

690

117 102 168 45 37 206  
53 99 105 37 20 143  
75 84 128 25 7 164  
62 126 155 25 14 196  
87 114 164 30 14 204  
55 77 103 32 23 132  
113 135 189 51 33 240  

---

562 737 1012 245 148 1285

249  
168  
177  
221  
221  
156  
279  

---

1471

COLS 26

-A 43  
-B 20  
-C 42  
-D 75  
-E 41  

---

221

50  
21  
47  
90  
39  

---

247

26 64 56 26 18 83  
10 17 15 12 9 20  
26 55 64 17 7 82  
54 102 122 38 27 155  
29 48 62 12 18 70  

---

145 286 319 105 79 410

108  
30  
101  
192  
88  

---

519

COLS 27

-A 81  
-B 45  
-C 135  
-D 73  
-E 91  
-F 190  

---

615

88  
51  
144  
85  
97  
206  

---

671

52 76 86 35 34 102  
37 49 48 33 27 62  
83 109 134 59 54 145  
53 76 93 49 46 110  
55 81 88 52 36 110  
110 165 193 90 80 217  

---

390 556 642 318 277 746

142  
92  
212  
165  
158  
314  

---

1083

OFFICIAL RESULTS \* GENERAL ELECTION \* NOVEMBER 6, 2001

FRANKLIN COUNTY, OHIO

Offices

FRANKLIN CO  
MUNI CT JUDGE  
(FTC1-1-02)

FRANKLIN CO  
MUNI CT JUDGE  
(FTC1-2-02)

FRANKLIN CO  
MUNI CT JUDGE  
(FTC1-3-02)

COLUMBUS  
AUDITOR

COLUMBUS CITY  
ATTORNEY

Vote For 1

Vote For 1

Vote For 1

Vote For 1

Vote For 1

S V  
C A  
O N  
T D  
E R  
K  
A

S H  
T A  
E Y  
V E  
E S  
N  
B

B B J G  
L E A R  
Y T M E  
T H E E  
H E S N  
E L E  
M  
E  
L

H D J S  
U O E N  
G R F Y  
H R F D  
I I E R  
J A R

K B J J  
I R A A  
M O N C  
A W E K  
N T S  
E O N

									Precinct Public Count	
COLS 28	-A	113	123	87	123	167	40	29	206	243
	-B	93	104	76	119	163	23	28	184	214
	-C	114	134	80	150	190	41	37	221	287
	-D	129	147	79	123	139	58	48	173	229
	-E	162	180	138	213	284	56	44	328	381
	-F	160	180	119	150	217	59	47	256	318
	-G	53	60	41	63	79	21	26	86	118
		824	928	620	941	1239	298	259	1454	1770
COLS 29	-A	47	57	22	56	63	23	29	63	100
	-B	38	37	29	28	43	8	10	53	67
	-C	71	81	40	44	80	24	33	68	113
	-D	83	93	47	65	74	47	58	61	130
		239	268	138	193	260	102	130	245	410
COLS 30	-A	138	152	60	128	105	85	80	112	210
	-B	72	79	45	46	60	34	37	63	104
	-C	100	111	57	79	90	52	53	90	152
	-D	121	137	66	92	114	51	79	87	173
	-E	95	106	50	80	67	73	73	71	150
	-F	73	84	37	55	48	51	51	49	111
		599	669	315	480	484	346	373	472	900
COLS 31	-A	89	105	59	133	154	37	26	184	225
	-B	68	72	53	55	76	37	47	71	124
	-C	62	61	43	42	50	37	32	64	100
	-D	29	38	29	33	45	14	14	50	65
	-E	60	71	38	45	56	35	25	69	98
		308	347	222	308	381	160	144	438	612
COLS 32	-A	216	233	140	155	193	104	109	201	333
	-B	133	141	80	84	116	63	65	118	194
	-C	77	80	43	59	70	36	36	72	115
	-D	142	150	74	108	127	71	67	135	211
		568	604	337	406	506	274	277	526	853

OFFICIAL RESULTS \* GENERAL ELECTION \* NOVEMBER 6, 2001

FRANKLIN COUNTY, OHIO

Offices

FRANKLIN CO  
MUNI CT JUDGE  
(FTC1-1-02)

FRANKLIN CO  
MUNI CT JUDGE  
(FTC1-2-02)

FRANKLIN CO  
MUNI CT JUDGE  
(FTC1-3-02)

COLUMBUS  
AUDITOR

COLUMBUS CITY  
ATTORNEY

Vote For 1

Vote For 1

Vote For 1

Vote For 1

Vote For 1

S V  
C A  
O N  
T D  
E R

S H  
T A  
E Y  
V E  
E S  
N

B B J G  
L E A R  
Y T M E  
H E E E  
E L S N

H D J S  
U O E N  
G R F Y  
H R F D  
I E R

K B J J  
I R A A  
M O N C  
W E K  
A N T S  
E E O N

K  
A

B

M  
E  
L

Precinct  
Public  
Count

COLS 33

-A	76	82	63	50	68	42	32	89	135
-B	84	86	55	46	60	41	36	75	118
-C	75	78	56	47	73	25	28	78	115
-D	109	117	75	60	80	55	47	99	154
-E	79	79	79	41	89	28	18	106	136
-F	63	63	47	44	50	32	28	62	98
-G	129	134	92	82	102	61	55	120	195
-H	66	65	55	38	59	30	28	69	101
	681	704	522	408	581	314	272	698	1052

COLS 34

-A	136	147	84	118	126	77	61	161	232
-B	109	123	67	98	95	75	64	116	190
-C	54	54	31	49	54	20	21	61	87
-D	131	148	82	108	138	68	76	134	222
-E	91	103	60	84	90	57	49	105	164
-F	126	131	60	115	107	72	58	131	204
	647	706	384	572	610	369	329	708	1099

COLS 35

-A	72	88	72	83	115	27	23	143	173
-B	104	116	97	130	194	33	31	216	254
-C	113	134	139	126	235	29	34	267	315
-D	103	111	78	118	168	28	23	186	220
	392	449	386	457	712	117	111	812	962

COLS 36

-A	124	125	82	67	116	47	59	105	173
-B	69	75	38	48	51	42	34	64	102
-C	45	48	23	28	33	23	24	36	61
-D	98	103	43	84	85	52	65	73	149
-E	103	112	65	72	97	51	51	98	157
-F	31	31	23	18	19	20	18	30	51
-G	28	28	19	16	17	17	9	27	38
-H	71	75	32	54	45	45	34	56	103
	569	597	325	387	463	297	294	489	834

COLS 37

-A	46	54	35	34	52	23	24	52	80
-B	29	39	22	25	29	20	18	34	56
-C	37	34	18	23	29	16	15	30	46
-D	50	55	21	43	37	32	35	40	79
-E	76	78	55	38	57	38	45	52	114
	238	260	151	163	204	129	137	208	375

OFFICIAL RESULTS \* GENERAL ELECTION \* NOVEMBER 6, 2001  
FRANKLIN COUNTY, OHIO  
Offices

	FRANKLIN CO MUNI CT JUDGE (FTC1-1-02)	FRANKLIN CO MUNI CT JUDGE (FTC1-2-02)	FRANKLIN CO MUNI CT JUDGE (FTC1-3-02)	COLUMBUS AUDITOR	COLUMBUS CITY ATTORNEY		Precinct Public Count
	Vote For 1	Vote For 1	Vote For 1	Vote For 1	Vote For 1		
	S V C A O N T D E R K A	S H T A E Y V E E S N B	B B J G L E A R Y T M E H H E E H E S N E L E	H D J S U O E N G R F Y H R F D I E R J A N	K B J J I R A A M O N C A W E K N T S E O N		
COLS 38	- A 108 - B 51 - C 90 249	121 57 100 278	65 78 28 72 51 59 144 209	95 55 78 22 84 42 257 119	56 107 15 100 43 89 114 296		173 118 139 430
COLS 39	- A 48 - B 58 106	51 65 116	26 31 52 41 78 72	32 24 52 39 84 63	24 36 28 73 52 109		70 109 179
COLS 40	- A 58 - B 35 - C 111 204	62 38 119 219	51 28 26 14 88 83 165 125	38 30 23 16 100 59 161 105	24 57 17 32 53 121 94 210		92 57 197 346
COLS 41	- A 26 - B 20 - C 21 - D 18 - E 28 113	26 20 21 18 32 117	30 12 14 5 15 11 16 6 17 18 92 52	26 12 9 9 13 12 11 7 9 23 68 63	9 34 6 14 12 16 7 14 16 20 50 98		44 22 30 22 44 162
COLS 42	- A 62 - B 25 - C 96 - D 54 - E 100 337	61 24 92 61 110 348	27 51 12 21 51 80 35 70 59 74 184 296	46 34 15 17 99 41 68 28 80 64 308 184	30 55 10 25 43 97 22 90 58 90 163 357		90 38 149 117 157 551
COLS 43	- A 134 - B 97 - C 79 - D 111 - E 85 506	150 117 91 120 87 565	78 111 58 79 51 52 67 86 40 66 294 394	120 89 94 55 79 36 106 60 70 44 469 284	92 119 68 78 47 74 63 104 39 74 309 449		222 163 126 176 119 806

OFFICIAL RESULTS \* GENERAL ELECTION \* NOVEMBER 6, 2001  
FRANKLIN COUNTY, OHIO  
Offices

	FRANKLIN CO MUNI CT JUDGE (FTC1-1-02)	FRANKLIN CO MUNI CT JUDGE (FTC1-2-02)	FRANKLIN CO MUNI CT JUDGE (FTC1-3-02)	COLUMBUS AUDITOR	COLUMBUS CITY ATTORNEY			Precinct Public Count
	Vote For 1	Vote For 1	Vote For 1	Vote For 1	Vote For 1			
	S V C A O N T D E R K A	S H T A E Y V E E S N B	B B J G L E A R Y T M E H E E E E L S N M E L	H D J S U O E N G R F Y H R F D I I D E J A N R	K B J J I R A A M O N C W E K A N T S E O N			
COLS 44	-A 91	100	53 89	106 33	24 131			160
	-B 73	84	40 73	71 36	23 103			130
	-C 87	96	50 105	105 38	29 136			172
	-D 75	84	52 81	101 36	27 126			164
	-E 94	105	58 85	92 41	29 121			160
	-F 65	67	34 61	61 32	22 83			111
	-G 51	57	22 56	49 30	26 63			91
	-H 108	124	67 89	101 62	54 127			188
	-I 83	86	37 71	63 45	51 71			126
	-J 128	144	67 93	94 73	74 110			197
	-K 54	53	20 50	45 28	29 49			84
	909	1000	500 853	888 454	388 1120			1583
COLS 45	-A 87	100	54 71	86 43	39 103			149
	-B 93	103	42 106	84 63	36 127			167
	-C 90	95	46 96	86 50	54 97			155
	-D 82	87	54 66	65 55	51 73			139
	-E 62	67	38 45	40 41	21 71			95
	-F 84	92	54 72	84 47	50 88			148
	-G 89	90	42 81	63 61	46 87			141
	-H 57	60	25 49	35 39	26 54			88
	-I 114	120	65 76	65 80	63 96			166
	-J 99	103	51 72	72 51	36 100			150
	-K 77	79	31 54	47 43	35 61			103
	-L 161	173	90 102	90 106	88 131			276
	-M 235	253	136 142	118 162	129 199			396
	1330	1422	728 1032	935 841	674 1287			2173
COLS 46	-A 111	129	65 98	100 68	63 113			186
	-B 213	232	105 209	185 127	128 201			348
	-C 85	93	53 57	53 53	45 76			125
	-D 94	101	54 74	97 36	46 92			142
	-E 144	160	78 121	132 68	69 138			219
	-F 69	73	38 43	42 46	44 43			99
	-G 49	50	23 42	45 20	22 47			75
	-H 108	114	62 100	108 53	48 130			185
	-I 182	201	102 159	186 91	95 200			302
	-J 49	54	26 45	42 31	26 54			84
	-K 6	5	1 5	3 4	2 5			7
	-L 80	80	32 68	43 53	36 72			120
	-M 111	116	56 77	71 64	58 93			170
	1301	1408	695 1098	1107 714	682 1264			2062

OFFICIAL RESULTS \* GENERAL ELECTION \* NOVEMBER 6, 2001  
FRANKLIN COUNTY, OHIO  
Offices

	FRANKLIN CO MUNI CT JUDGE (FTC1-1-02)	FRANKLIN CO MUNI CT JUDGE (FTC1-2-02)	FRANKLIN CO MUNI CT JUDGE (FTC1-3-02)	COLUMBUS AUDITOR	COLUMBUS CITY ATTORNEY	
	Vote For 1	Vote For 1	Vote For 1	Vote For 1	Vote For 1	
	S V C A O N T D E R K A	S H T A E Y V E N S B	B B J G L E A R Y T M E T H E E H E S N E L E	H D J S U O E N G R F Y H R F D J A R E	K B J J I R A A M O N C W E K A N T S E O N	Precinct Public Count
COLS 47	- A 131 - B 75 - C 95 - D 91 - E 112 - F 58 562	145 85 118 104 128 59 639	84 117 43 92 67 81 55 76 66 91 39 47 354 504	135 73 91 40 119 41 116 28 103 57 34 621 273	65 162 36 112 41 131 31 126 45 121 30 66 248 718	234 152 186 167 177 100 1016
COLS 48	- A 58 - B 72 - C 133 - D 105 - E 41 - F 101 510	59 73 143 118 47 112 552	33 55 37 76 67 152 64 135 20 46 91 103 312 567	51 33 85 35 172 41 139 49 53 24 149 38 649 220	18 74 27 100 33 206 33 183 16 61 35 178 162 802	95 133 248 222 78 221 997
COLS 49	- A 61 - B 112 - C 97 - D 102 - E 56 - F 78 506	66 122 101 110 60 86 545	35 39 63 76 65 79 74 59 38 35 46 59 321 347	49 30 98 57 90 61 95 54 42 37 50 52 424 291	30 54 77 83 59 101 59 89 27 53 46 68 298 448	88 166 172 162 86 118 792
COLS 50	- A 83 - B 101 - C 46 - D 68 298	90 107 56 77 330	57 128 96 117 45 71 41 40 239 356	149 30 192 23 99 10 54 36 494 99	12 194 12 232 17 119 32 59 73 604	213 252 139 98 702
COLS 51	- A 92 - B 55 - C 123 - D 68 338	99 64 138 79 380	66 131 48 78 102 148 65 62 281 419	156 34 114 16 203 46 99 26 572 122	32 194 16 129 41 235 20 120 109 678	234 152 284 146 816

OFFICIAL RESULTS \* GENERAL ELECTION \* NOVEMBER 6, 2001  
FRANKLIN COUNTY, OHIO  
Offices

	FRANKLIN CO MUNI CT JUDGE (FTC1-1-02)	FRANKLIN CO MUNI CT JUDGE (FTC1-2-02)	FRANKLIN CO MUNI CT JUDGE (FTC1-3-02)	COLUMBUS AUDITOR	COLUMBUS CITY ATTORNEY			Precinct Public Count	
	Vote For 1	Vote For 1	Vote For 1	Vote For 1	Vote For 1				
	S V C A O N T D E R	S H T A E Y V E N S	B B L E Y T T H H E E L	J G A R M E E E S N E	H D U O G R H R I J A N	J S E N F Y F D E R	K B I R M O W A N E	J J A A N C E K T S O N	
COLS 52	-A 168 -B 167 -C 150 -D 79 -E 70 -F 110 -G 36 -H 63 <hr/> 843	178 185 168 90 78 122 38 72 <hr/> 931	85 69 84 57 37 74 21 24 <hr/> 451	130 149 115 61 68 83 22 59 <hr/> 687	147 134 130 81 73 101 22 58 <hr/> 746	89 89 86 34 31 58 24 32 <hr/> 443	93 72 88 20 19 51 17 23 <hr/> 383	147 165 131 104 92 121 37 69 <hr/> 866	259 250 236 129 115 178 62 98 <hr/> 1327
COLS 53	-A 123 -B 136 -C 157 -D 136 -E 112 -F 30 -G 89 -H 37 -I 121 <hr/> 941	136 145 169 157 121 30 95 36 137 <hr/> 1026	62 67 80 84 56 18 44 15 41 <hr/> 467	95 100 124 112 94 18 65 30 111 <hr/> 749	86 96 117 125 78 18 54 13 96 <hr/> 683	76 88 99 78 74 21 57 23 73 <hr/> 589	79 82 99 79 61 13 41 10 71 <hr/> 535	87 106 124 127 95 27 80 35 101 <hr/> 782	177 194 236 216 167 41 131 46 181 <hr/> 1389
COLS 54	-A 86 -B 128 -C 88 -D 155 -E 97 -F 121 <hr/> 675	100 133 97 166 107 131 <hr/> 734	62 71 46 71 61 70 <hr/> 381	76 98 64 143 89 115 <hr/> 585	81 98 64 132 91 113 <hr/> 579	53 73 53 93 57 76 <hr/> 405	47 69 42 75 64 61 <hr/> 358	102 114 84 159 92 142 <hr/> 693	155 198 132 244 164 215 <hr/> 1108
COLS 55	-A 58 -B 85 -C 92 -D 103 <hr/> 338	70 91 100 106 <hr/> 367	38 69 77 91 <hr/> 275	82 82 101 79 <hr/> 344	88 98 131 116 <hr/> 433	32 48 45 34 <hr/> 159	23 33 26 25 <hr/> 107	110 137 168 159 <hr/> 574	139 178 200 190 <hr/> 707



OFFICIAL RESULTS \* GENERAL ELECTION \* NOVEMBER 6, 2001  
FRANKLIN COUNTY, OHIO  
Offices

FRANKLIN CO MUNI CT JUDGE (FTC1-1-02)    FRANKLIN CO MUNI CT JUDGE (FTC1-2-02)    FRANKLIN CO MUNI CT JUDGE (FTC1-3-02)    COLUMBUS AUDITOR    COLUMBUS CITY ATTORNEY

Vote For 1	Vote For 1	Vote For 1	Vote For 1	Vote For 1	Vote For 1	Vote For 1	Vote For 1
S V C A O N T D E S N E R	S H T A E Y V E N S N	B B L E Y T T H H E E L	J G A R M E E E S N E	H D U O G R H R I J A N	J S E N F Y F D E R	K B I R M O W A N E	J J A A N C E K T S O N
K A	B	M E L					E N

								Precinct Public Count		
COLS 56	-A	64	74	39	79	64	41	33	93	127
	-B	41	48	26	63	57	29	17	83	103
	-C	65	78	30	109	115	25	15	132	153
	-D	70	82	41	101	105	24	19	127	152
	-E	119	150	60	217	197	59	34	268	313
	-F	91	109	58	130	135	47	20	195	219
	-G	102	116	62	141	142	42	21	198	227
	-H	85	90	68	102	126	30	24	158	186
	-I	75	78	48	52	53	45	40	73	127
		712	825	432	994	994	342	223	1327	1607
COLS 57	-A	81	91	51	57	61	52	49	68	123
	-B	106	109	55	70	66	63	67	66	138
	-C	106	115	65	67	76	63	51	102	158
	-D	144	143	88	81	105	66	80	102	194
	-E	49	53	27	36	44	23	27	45	80
	-F	117	124	70	71	76	69	64	94	167
	-G	87	95	57	69	81	50	61	71	140
	-H	90	92	49	60	54	53	48	66	123
	-I	68	71	41	39	47	34	24	66	97
	-J	89	82	36	64	53	49	46	63	114
		937	975	539	614	663	522	517	743	1334
COLS 58	-A	105	103	62	68	84	51	55	90	150
	-B	114	131	78	74	97	66	68	101	179
	-C	75	80	34	53	42	50	44	51	95
	-D	89	101	70	59	98	44	52	92	154
	-E	131	141	83	87	100	78	76	113	201
	-F	86	86	58	47	78	25	36	76	120
	-G	83	93	58	57	87	37	34	91	132
	-H	78	80	29	56	40	53	53	42	111
		761	815	472	501	626	404	418	656	1142
COLS 59	-A	163	178	106	125	134	99	99	141	259
	-B	139	157	77	105	105	77	78	112	205
	-C	119	131	72	80	87	65	56	103	167
	-D	73	77	41	50	55	38	23	72	103
	-E	25	27	13	25	26	13	14	25	45
	-F	100	108	61	65	68	64	60	71	143
		619	678	370	450	475	356	330	524	922

OFFICIAL RESULTS \* GENERAL ELECTION \* NOVEMBER 6, 2001  
FRANKLIN COUNTY, OHIO  
Offices

	FRANKLIN CO MUNI CT JUDGE (FTC1-1-02)	FRANKLIN CO MUNI CT JUDGE (FTC1-2-02)	FRANKLIN CO MUNI CT JUDGE (FTC1-3-02)	COLUMBUS AUDITOR	COLUMBUS CITY ATTORNEY			Precinct Public Count
	Vote For 1	Vote For 1	Vote For 1	Vote For 1	Vote For 1			
	S V C A O N T D E R  K A	S H T A E Y V E E S N  B	B B J G L E A R T T M E T H E E H E S N E L E	H D J S U O E N G R F Y H R F D I E R	K B J J I R A A M O N C W E K A N E T S O E N			
COLS 60	-A 202	211	82 146	111 123	103 156			301
	-B 109	113	43 84	77 50	51 90			150
	-C 196	202	80 169	127 124	104 160			315
	-D 142	152	90 106	133 72	84 135			228
	-E 90	91	39 76	57 57	52 65			125
	-F 193	230	112 162	172 125	131 161			313
	-G 116	130	56 89	85 60	51 121			211
	<u>1048</u>	<u>1129</u>	<u>502 832</u>	<u>762 611</u>	<u>576 888</u>			<u>1643</u>
COLS 61	-A 103	111	61 79	91 53	53 96			164
	-B 57	62	28 50	40 34	27 61			89
	-C 57	66	39 56	61 30	28 76			114
	-D 168	180	68 140	133 97	84 152			245
	<u>385</u>	<u>419</u>	<u>196 325</u>	<u>325 214</u>	<u>192 385</u>			<u>612</u>
COLS 62	-A 54	57	31 35	48 22	20 55			78
	-B 75	77	33 71	56 37	35 72			113
	-C 112	119	56 81	84 67	56 108			173
	-D 86	92	44 73	64 56	50 73			143
	-E 108	112	57 76	75 58	55 92			159
	-F 94	105	53 66	72 47	42 89			137
	-G 138	140	75 116	123 57	53 154			216
	-H 126	124	52 122	119 47	55 133			206
	-I 113	116	63 85	67 75	54 99			174
	<u>906</u>	<u>942</u>	<u>464 725</u>	<u>708 466</u>	<u>420 875</u>			<u>1399</u>
COLS 63	-A 213	240	86 196	167 134	105 203			328
	-B 119	123	64 76	76 66	60 93			158
	-C 189	216	115 130	138 119	115 153			279
	-D 61	62	34 36	32 33	26 46			76
	-E 63	68	35 48	45 39	30 56			93
	-F 120	127	63 83	91 58	63 97			170
	-G 108	111	45 84	73 51	51 83			148
	-H 74	79	28 52	44 40	33 56			93
	-I 39	42	21 30	25 24	17 34			54
	-J 103	122	74 57	88 59	60 89			166
	<u>1089</u>	<u>1180</u>	<u>565 792</u>	<u>779 623</u>	<u>560 910</u>			<u>1565</u>

OFFICIAL RESULTS \* GENERAL ELECTION \* NOVEMBER 6, 2001  
FRANKLIN COUNTY, OHIO  
Offices

	FRANKLIN CO MUNI CT JUDGE (FTC1-1-02)	FRANKLIN CO MUNI CT JUDGE (FTC1-2-02)	FRANKLIN CO MUNI CT JUDGE (FTC1-3-02)	COLUMBUS AUDITOR	COLUMBUS CITY ATTORNEY			Precinct Public Count
	Vote For 1	Vote For 1	Vote For 1	Vote For 1	Vote For 1			
	S V C A O N T D E R K A	S H T A E Y V E E S N B	B B J G L E A R Y T M E T H E E H E S N E L E	H D J S U O E N G R F Y H R F D I E R J A N	K B J J I R A A M O N C W E K A N T S E O N			
COLS 64	- A 111	115	61 80	91 53	55 90			168
	- B 109	112	58 74	68 65	48 91			161
	- C 83	86	37 67	41 57	49 61			120
	- D 68	69	20 56	31 40	41 38			86
	- E 96	96	59 56	55 59	42 82			138
	- F 146	157	60 115	96 88	75 106			201
	- G 37	41	18 30	17 29	18 35			59
	- H 45	50	24 33	32 25	19 43			68
	695	726	337 511	431 416	347 546			1001
COLS 65	- A 149	152	63 122	108 75	58 157			266
	- B 185	190	80 137	104 105	99 140			289
	- C 188	195	99 117	120 104	80 170			303
	- D 136	147	64 87	89 69	68 118			234
	- E 197	213	123 110	155 97	103 174			356
	- F 132	147	62 92	95 69	67 112			216
	- G 249	268	120 174	171 119	132 200			405
	- H 65	67	51 35	42 39	45 49			112
	1301	1379	662 874	884 677	652 1120			2181
COLS 66	- A 92	94	35 72	58 53	34 84			123
	- B 35	37	30 19	27 21	16 40			56
	- C 118	131	68 83	99 71	67 109			185
	- D 91	100	49 76	77 54	49 83			143
	- E 148	172	77 127	127 89	87 144			252
	- F 85	87	45 58	64 43	47 64			118
	569	621	304 435	452 331	300 524			877
COLS 67	- A 61	62	27 42	37 35	28 43			84
	- B 76	87	55 49	73 36	48 67			123
	- C 49	56	26 36	42 28	27 43			79
	- D 22	27	10 25	17 16	10 28			43
	- E 78	85	51 46	62 39	46 59			109
	- F 143	148	88 90	122 68	74 121			212
	- G 106	111	58 76	87 52	56 85			148
	- H 87	89	59 48	56 52	50 71			125
	- I 47	35	25 34	36 23	28 35			67
	- J 63	65	34 43	51 28	27 57			90
	- K 57	59	24 38	34 27	25 39			67
	789	824	457 527	617 404	419 648			1147

OFFICIAL RESULTS \* GENERAL ELECTION \* NOVEMBER 6, 2001  
FRANKLIN COUNTY, OHIO  
Offices

	FRANKLIN CO MUNI CT JUDGE (FTC1-1-02)	FRANKLIN CO MUNI CT JUDGE (FTC1-2-02)	FRANKLIN CO MUNI CT JUDGE (FTC1-3-02)	COLUMBUS AUDITOR	COLUMBUS CITY ATTORNEY				Precinct Public Count
	Vote For 1	Vote For 1	Vote For 1	Vote For 1	Vote For 1				
	S V C A O N T D E R K A	S H T A E Y V E E S N B	B B J G L E A R Y T M E T H E E E L S N E E	H D J S U O E N G R F Y H R F D I E R J A N	K B J J I R A A M O N C W E K A N T S E O N				
COLS 68	-A 63	75	52 50	75 30	22 88				120
	-B 56	56	27 43	39 33	14 64				84
	-C 81	86	46 60	75 38	31 92				124
	-D 47	44	26 37	41 25	18 53				75
	247	261	151 190	230 126	85 297				403
COLS 69	-A 132	152	63 99	101 76	78 111				216
	-B 58	60	22 37	35 27	25 39				67
	-C 167	188	88 121	108 109	97 127				247
	-D 153	168	94 105	129 83	85 132				246
	-E 118	124	52 86	71 70	67 85				170
	-F 98	104	50 69	49 67	53 76				140
	-G 36	38	16 23	23 18	18 27				50
	-H 70	71	28 51	39 44	33 52				94
	-I 129	135	71 86	77 79	71 97				186
	-J 23	22	15 15	18 14	13 17				39
	984	1062	499 692	650 587	540 763				1455
COLS 70	-A 172	199	100 129	183 80	101 161				282
	-B 145	169	61 127	119 85	75 131				218
	-C 162	187	102 111	161 70	76 158				254
	-D 235	265	137 190	202 144	141 211				370
	-E 102	113	55 81	90 63	54 95				163
	816	933	455 638	755 442	447 756				1287
COLS 71	-A 170	177	75 126	105 93	69 148				262
	-B 105	109	57 67	66 57	54 86				159
	-C 61	66	26 45	29 34	27 50				87
	-D 122	122	66 82	74 67	57 111				202
	-E 96	103	48 71	40 77	53 73				155
	-F 236	247	123 154	163 128	116 203				371
	-G 126	127	67 87	78 76	61 103				204
	-H 191	205	117 118	135 106	114 156				319
	-I 94	97	62 54	66 46	45 88				147
	-J 135	148	82 79	93 67	65 120				210
	-K 197	208	84 142	96 117	91 166				320
	-L 147	152	64 109	83 88	73 118				231
	1680	1761	871 1134	1028 956	825 1422				2667

OFFICIAL RESULTS \* GENERAL ELECTION \* NOVEMBER 6, 2001  
FRANKLIN COUNTY, OHIO  
Offices

	FRANKLIN CO MUNI CT JUDGE (FTC1-1-02)	FRANKLIN CO MUNI CT JUDGE (FTC1-2-02)	FRANKLIN CO MUNI CT JUDGE (FTC1-3-02)	COLUMBUS AUDITOR	COLUMBUS CITY ATTORNEY			Precinct Public Count
	Vote For 1	Vote For 1	Vote For 1	Vote For 1	Vote For 1			
	S V C A O N T D E R K A	S H T A E Y V E E S N B	B B J G L E A R Y T M E T H E E H E S N E L E	H D J S U O E N G R F Y H R F D I E R J A N	K B J J I R A A M O N C W E K A N T S E O N			
COLS 72	- A 278	303	119 202	151 163	122 232			428
	- B 210	230	84 176	124 139	124 156			320
	- C 224	242	100 164	152 118	95 196			369
	- D 285	310	129 195	196 158	149 231			452
	- E 257	279	80 213	145 150	113 217			416
	- F 214	242	100 155	143 122	121 166			353
	1468	1606	612 1105	911 850	724 1198			2338
COLS 73	- A 175	180	86 132	128 93	84 148			259
	- B 56	59	38 42	42 40	37 50			93
	- C 151	151	62 113	85 95	84 110			215
	- D 68	71	46 44	49 41	39 63			109
	- E 132	136	63 98	84 71	73 101			192
	- F 124	127	51 91	64 69	63 84			156
	- G 132	143	69 92	78 79	59 123			225
	- H 341	342	168 191	182 153	159 247			547
	- I 179	191	72 132	112 107	101 135			280
	1358	1400	655 935	824 748	699 1061			2076
COLS 74	- A 183	199	109 119	128 102	106 144			310
	- B 100	106	34 82	52 66	59 70			139
	- C 153	165	79 107	92 98	84 121			227
	- D 55	57	24 42	26 39	25 53			84
	- E 35	39	18 25	20 25	26 19			51
	- F 45	46	17 35	22 32	19 38			61
	- G 90	92	43 60	56 52	47 68			132
	- H 106	107	43 76	62 61	55 75			148
	767	811	367 546	458 475	421 588			1152
BEXLEY 1	- A 160	171	108 87					246
	- B 127	147	88 90					220
	- C 199	227	140 123					335
	486	545	336 300					801
BEXLEY 2	- A 216	250	163 126					370
	- B 134	149	95 68					211
	- C 163	199	114 100					260
	513	598	372 294					841
BEXLEY 3	- A 175	196	124 116					309
	- B 178	199	127 99					311
	- C 137	156	117 62					233
	490	551	368 277					853

OFFICIAL RESULTS \* GENERAL ELECTION \* NOVEMBER 6, 2001

FRANKLIN COUNTY, OHIO

Offices

	FRANKLIN CO MUNI CT JUDGE (FTC1-1-02)	FRANKLIN CO MUNI CT JUDGE (FTC1-2-02)	FRANKLIN CO MUNI CT JUDGE (FTC1-3-02)	COLUMBUS AUDITOR	COLUMBUS CITY ATTORNEY	Precinct Public Count
	Vote For 1	Vote For 1	Vote For 1	Vote For 1	Vote For 1	
	S V C A O N T D E R  K A	S H T A E Y V E E S N  B	B B J G L E A R Y T M E T H E E H E S N E L E	H D J S U O E N G R F Y H R F D I A E R J A N	K B J J I R A A M O N C W E K A N T S E O N	
BEXLEY 4	- A 87	93	58 54			138
	- B 221	249	163 114			347
	- C 119	141	88 90			217
		427	309 258			702
BLENDON	- A 125	128	67 76			174
	- B 63	70	35 43			99
	- C 113	129	71 65			183
	- D 99	105	55 73			160
	- E 105	109	58 69			163
	- F 145	158	53 117			217
	- G 179	197	92 126			267
		829	431 569			1263
BROWN	- A 152	170	82 102			238
	- B 89	94	49 50			133
		241	131 152			371
CAN WINCH	- A 431	480	241 279			824
	- B 173	181	101 98			300
	- C 184	225	97 144			381
	- D 100	102	63 52			178
		888	502 573			1683
CLINTON	- A 105	118	69 65			170
	- B 64	73	45 43			97
	- C 80	93	51 49			131
		249	165 157			398
DUBLIN 1	- A 122	137	54 103			200
	- B 91	92	37 59			128
	- C 104	115	46 75			169
	- D 111	121	45 90			165
	- E 125	127	58 73			168
	- F 68	70	45 38			92
	- G 113	121	62 64			176
		734	347 502			1098

OFFICIAL RESULTS \* GENERAL ELECTION \* NOVEMBER 6, 2001  
FRANKLIN COUNTY, OHIO  
Offices

	FRANKLIN CO MUNI CT JUDGE (FTC1-1-02)	FRANKLIN CO MUNI CT JUDGE (FTC1-2-02)	FRANKLIN CO MUNI CT JUDGE (FTC1-3-02)	COLUMBUS AUDITOR	COLUMBUS CITY ATTORNEY	Precinct Public Count
	Vote For 1	Vote For 1	Vote For 1	Vote For 1	Vote For 1	
	S V C A O N T D E S R  K A	S H T A E Y V E N S  B	B B J G L E A R Y T M E T H E E H E S N E L E	H D J S U O E N G R F Y H R F D J A I R N E R	K B J J I R A A M O N C A W E K N E T S E O N	
DUBLIN 2	-A 117	127	56 89			172
	-B 54	56	25 29			72
	-C 70	71	32 47			98
	-D 44	47	18 34			63
	-E 118	128	53 75			164
	-F 74	83	43 46			104
	-G 59	60	25 39			84
	-H 12	12	6 7			19
	<u>548</u>	<u>584</u>	<u>258 366</u>			<u>776</u>
DUBLIN 3	-A 72	75	28 52			114
	-B 128	135	62 82			173
	-C 132	139	46 103			196
	-D 95	99	45 54			117
	<u>427</u>	<u>448</u>	<u>181 291</u>			<u>600</u>
DUBLIN 4	-A 161	170	78 101			235
	-B 84	86	38 49			125
	-C 122	133	55 86			174
	-D 173	171	78 101			240
	-E 150	150	62 101			214
	-F 101	107	47 70			153
	<u>791</u>	<u>817</u>	<u>358 508</u>			<u>1141</u>
FRANKLIN	-A 104	115	75 48			161
	-B 78	86	50 44			115
	-C 91	95	56 59			134
	-D 97	101	63 48			139
	-E 100	106	63 67			163
	-F 20	25	13 18			42
	<u>490</u>	<u>528</u>	<u>320 284</u>			<u>754</u>
GAHANNA 1	-A 108	127	56 94			187
	-B 116	120	64 77			170
	-C 176	185	73 133			283
	-D 115	132	66 79			176
	-E 128	131	51 86			182
	-F 66	69	41 47			107
	<u>709</u>	<u>764</u>	<u>351 516</u>			<u>1085</u>

OFFICIAL RESULTS \* GENERAL ELECTION \* NOVEMBER 6, 2001

FRANKLIN COUNTY, OHIO

Offices

FRANKLIN CO  
MUNI CT JUDGE  
(FTC1-1-02)

FRANKLIN CO  
MUNI CT JUDGE  
(FTC1-2-02)

FRANKLIN CO  
MUNI CT JUDGE  
(FTC1-3-02)

COLUMBUS  
AUDITOR

COLUMBUS CITY  
ATTORNEY

Vote For 1

Vote For 1

Vote For 1

Vote For 1

Vote For 1

S V  
C A  
O N  
T D  
E R  
K A

S H  
T A  
E Y  
V E  
S N  
B

B B J G  
L E A R  
Y T M E  
T H E E  
H E S N  
E L E  
M E  
L

H D J S  
U O E N  
G R F Y  
H R F D  
I E R  
J A R

K B J J  
I R A A  
M O N C  
A N W E  
E K T S  
O N

GAHANNA 2

-A 87  
-B 127  
-C 174  
-D 69  
-E 148  
-F 36

97  
138  
198  
75  
160  
41

33 80  
63 101  
72 138  
37 52  
84 98  
20 25

Precinct  
Public  
Count

136  
196  
258  
120  
222  
55

641

709

309 494

987

GAHANNA 3

-A 78  
-B 97  
-C 142  
-D 132  
-E 125  
-F 97

84  
107  
151  
142  
138  
101

38 66  
58 58  
58 128  
52 137  
62 96  
45 79

114  
149  
215  
217  
195  
151

671

723

313 564

1041

GAHANNA 4

-A 157  
-B 122  
-C 166  
-D 113  
-E 173  
-F 166  
-G 119

172  
136  
182  
118  
184  
186  
128

63 133  
66 96  
69 138  
49 92  
96 121  
83 124  
64 96

246  
204  
265  
184  
269  
260  
190

1016

1106

490 800

1618

GRANDVIEW

-A 305  
-B 192  
-C 225  
-D 212  
-E 171

324  
215  
256  
232  
182

202 189  
140 129  
161 144  
127 144  
127 86

520  
353  
376  
347  
273

1105

1209

757 692

1869

GROVE CITY 1

-A 130  
-B 117  
-C 175  
-D 27

133  
121  
191  
31

81 80  
84 63  
92 116  
19 16

196  
175  
269  
43

449

476

276 275

683

GROVE CITY 2

-A 145  
-B 150  
-C 107

149  
163  
112

69 92  
101 85  
71 56

205  
218  
160

402

424

241 233

583



OFFICIAL RESULTS \* GENERAL ELECTION \* NOVEMBER 6, 2001  
FRANKLIN COUNTY, OHIO  
Offices

	FRANKLIN CO MUNI CT JUDGE (FTC1-1-02)	FRANKLIN CO MUNI CT JUDGE (FTC1-2-02)	FRANKLIN CO MUNI CT JUDGE (FTC1-3-02)	COLUMBUS AUDITOR	COLUMBUS CITY ATTORNEY	Precinct Public Count
	Vote For 1	Vote For 1	Vote For 1	Vote For 1	Vote For 1	
	S V C A O N T D E R K A	S H T A E Y V E E S N B	B B J G L E A R Y T M E T H E E H E S N E L E	H D J S U O E N G R F Y H R I D J A N E R	K B J J I R A A M O N C W E K A N T S E E O N	
GROVE CITY 3	-A 158	179	86 108			231
	-B 260	283	128 184			388
	-C 187	212	107 129			304
	-D 177	192	78 120			267
	-E 125	134	77 68			186
	-F 190	205	112 114			304
	-G 214	217	108 129			283
	<u>1311</u>	<u>1422</u>	<u>696 852</u>			<u>1963</u>
GROVE CITY 4	-A 115	128	60 79			178
	-B 158	167	88 90			211
	-C 98	104	42 66			128
	-D 121	129	79 68			182
	-E 121	131	66 75			179
	<u>613</u>	<u>659</u>	<u>335 378</u>			<u>878</u>
GROVEPORT	-A 168	173	98 98			249
	-B 130	141	73 81			195
	-C 100	115	57 67			177
	<u>398</u>	<u>429</u>	<u>228 246</u>			<u>621</u>
HAMILTON	-A 111	124	75 73			205
	-B 82	89	55 41			126
	-C 94	103	69 56			169
	-D 116	139	76 72			216
	<u>403</u>	<u>455</u>	<u>275 242</u>			<u>716</u>
HARRISBURG	40	48	27 30			63
	<u>40</u>	<u>48</u>	<u>27 30</u>			<u>63</u>
HILLIARD 1	-A 57	59	43 39			99
	-B 118	124	52 81			165
	-C 146	138	83 86			223
	-D 124	129	59 78			156
	<u>445</u>	<u>450</u>	<u>237 284</u>			<u>643</u>
HILLIARD 2	-A 159	172	79 95			234
	-B 204	208	93 130			274
	-C 205	217	93 133			302
	-D 148	163	64 117			223
	<u>716</u>	<u>760</u>	<u>329 475</u>			<u>1033</u>

OFFICIAL RESULTS \* GENERAL ELECTION \* NOVEMBER 6, 2001  
FRANKLIN COUNTY, OHIO  
Offices

		FRANKLIN CO MUNI CT JUDGE (FTC1-1-02)	FRANKLIN CO MUNI CT JUDGE (FTC1-2-02)	FRANKLIN CO MUNI CT JUDGE (FTC1-3-02)	COLUMBUS AUDITOR	COLUMBUS CITY ATTORNEY		Precinct Public Count
		Vote For 1	Vote For 1	Vote For 1	Vote For 1	Vote For 1		
		S V C A O N T D E S R  K A	S H T A E Y V E N S N  B	B B J G L E A R Y T M E T H E E H E S N E L E	H D J S U O E N G R F Y H R F D I I E R J A N	K B J J I R A A M O N C W E K A N T S E O N		
HILLIARD 3	- A	74	74	37	45			102
	- B	107	114	67	70			169
	- C	65	69	46	43			116
	- D	131	136	74	78			190
		<u>377</u>	<u>393</u>	<u>224</u>	<u>236</u>			<u>577</u>
HILLIARD 4	- A	148	159	93	85			224
	- B	162	183	85	104			234
	- C	142	149	77	78			206
	- D	151	155	57	101			200
	- E	122	126	66	72			180
		<u>725</u>	<u>772</u>	<u>378</u>	<u>440</u>			<u>1044</u>
JACKSON	- A	97	96	50	59			140
	- B	94	103	61	57			150
	- C	98	105	52	70			148
	- D	149	164	78	91			209
		<u>438</u>	<u>468</u>	<u>241</u>	<u>277</u>			<u>647</u>
JEFFERSON	- A	151	163	88	93			216
	- B	137	155	79	91			203
	- C	168	176	94	98			232
		<u>456</u>	<u>494</u>	<u>261</u>	<u>282</u>			<u>651</u>
LOCKBOURNE		27	31	33	8			66
		<u>27</u>	<u>31</u>	<u>33</u>	<u>8</u>			<u>66</u>
MADISON	- A	156	176	85	116			289
	- B	147	173	94	90			242
	- C	189	222	97	141			314
	- D	163	172	107	89			253
	- E	92	101	50	56			144
	- F	204	225	147	114			322
	- G	119	123	74	68			184
	- H	121	125	72	74			183
		<u>1191</u>	<u>1317</u>	<u>726</u>	<u>748</u>			<u>1931</u>
MARBLE CLIFF		116	143	81	78			202
		<u>116</u>	<u>143</u>	<u>81</u>	<u>78</u>			<u>202</u>
MIFFLIN	- A	69	73	40	43			99
	- B	52	52	25	38			76
		<u>121</u>	<u>125</u>	<u>65</u>	<u>81</u>			<u>175</u>

OFFICIAL RESULTS \* GENERAL ELECTION \* NOVEMBER 6, 2001

FRANKLIN COUNTY, OHIO

Offices

	FRANKLIN CO MUNI CT JUDGE (FTC1-1-02)	FRANKLIN CO MUNI CT JUDGE (FTC1-2-02)	FRANKLIN CO MUNI CT JUDGE (FTC1-3-02)	COLUMBUS AUDITOR	COLUMBUS CITY ATTORNEY	Precinct Public Count
	Vote For 1	Vote For 1	Vote For 1	Vote For 1	Vote For 1	
	S V C A O N T D E R K A	S H T A E Y V E N S N B	B B J G L E A R Y T M E T H E E H E S N E L E	H D J S U O E N G R F Y H R F D I I E R J A N R	K B J J I R A A M O N C A W E K N E T S E O N	
MINERVA PARK	272	298	142	170		419
	272	298	142	170		419
NEW ALBANY	- A 218	233	117	132		382
	- B 230	250	144	131		446
	- C 346	365	202	183		579
	794	848	463	446		1407
NORWICH	- A 145	166	91	93		209
	- B 158	166	69	116		235
	- C 121	136	74	69		197
	- D 82	103	52	48		135
	506	571	286	326		776
OBETZ	- A 112	126	74	64		234
	- B 149	164	77	102		255
	- C 101	115	70	65		197
	362	405	221	231		686
PERRY	- A 278	289	139	176		443
	- B 286	306	142	211		465
	- C 72	76	35	43		91
	- D 347	375	198	200		578
	983	1046	514	630		1577
PLAIN	- A 107	120	64	74		204
	- B 118	131	66	75		201
	- C 183	197	109	117		339
	408	448	239	266		744
PLEASANT	- A 104	112	71	67		184
	- B 142	152	88	90		228
	- C 114	120	76	67		187
	- D 153	168	98	94		236
	- E 103	116	61	66		165
	- F 67	79	41	40		114
	683	747	435	424		1114

OFFICIAL RESULTS \* GENERAL ELECTION \* NOVEMBER 6, 2001

FRANKLIN COUNTY, OHIO

Offices

FRANKLIN CO  
MUNI CT JUDGE  
(FTC1-1-02)

FRANKLIN CO  
MUNI CT JUDGE  
(FTC1-2-02)

FRANKLIN CO  
MUNI CT JUDGE  
(FTC1-3-02)

COLUMBUS  
AUDITOR

COLUMBUS CITY  
ATTORNEY

	Vote For 1	Vote For 1	Vote For 1	Vote For 1	Vote For 1	Precinct Public Count		
	S V C A O N T D E R K A	S H T A E Y V E S N B	B B L E Y T T H E L M E L	J G A R E E S N E	H D J S U O R R H R I J A N	J S E N Y F D E R	K B I R O M W A N E	J J A A N C E K T S O N E N
PRAIRIE	-A 111	112	50	73			144	
	-B 171	188	117	106			277	
	-C 109	120	60	65			173	
	-D 171	195	99	118			263	
	-E 86	90	44	67			134	
	-F 109	112	67	59			159	
	-G 138	149	72	93			208	
	-H 79	80	47	48			124	
	-I 101	105	66	61			152	
	-J 65	74	41	35			94	
	-K 95	107	63	64			160	
	-L 81	84	43	46			112	
	<u>1316</u>	<u>1416</u>	<u>769</u>	<u>835</u>			<u>2000</u>	
REYNS 1	-A 107	119	69	72			176	
	-B 168	171	71	118			229	
	-C 80	82	39	62			120	
	-D 115	126	61	82			177	
	-E 200	213	113	142			318	
	<u>670</u>	<u>711</u>	<u>353</u>	<u>476</u>			<u>1020</u>	
REYNS 2	-A 169	174	71	112			226	
	-B 78	85	53	46			122	
	-C 77	77	38	49			108	
	-D 117	123	73	72			179	
	-E 111	113	50	75			148	
	-F 116	118	64	77			166	
	<u>668</u>	<u>690</u>	<u>349</u>	<u>431</u>			<u>949</u>	
REYNS 3	-A 94	99	47	65			138	
	-B 123	127	74	83			196	
	-C 126	132	58	92			180	
	-D 127	136	69	87			192	
	-E 99	96	47	63			123	
	<u>569</u>	<u>590</u>	<u>295</u>	<u>390</u>			<u>829</u>	
REYNS 4	-A 72	73	46	44			95	
	-B 68	67	39	38			94	
	-C 111	117	64	72			161	
	-D 117	123	61	75			162	
	-E 39	40	19	30			57	
	<u>407</u>	<u>420</u>	<u>229</u>	<u>259</u>			<u>569</u>	

OFFICIAL RESULTS \* GENERAL ELECTION \* NOVEMBER 6, 2001  
FRANKLIN COUNTY, OHIO  
Offices

	FRANKLIN CO MUNI CT JUDGE (FTC1-1-02)	FRANKLIN CO MUNI CT JUDGE (FTC1-2-02)	FRANKLIN CO MUNI CT JUDGE (FTC1-3-02)	COLUMBUS AUDITOR	COLUMBUS CITY ATTORNEY	Precinct Public Count		
	Vote For 1	Vote For 1	Vote For 1	Vote For 1	Vote For 1			
	S V C A O N T D E S R	S H T A E Y V E N S N	B B L E Y T T H H E E L	J G A R M E E E S N E	H D U O G R H R I J A N	J S E N F Y F D E R	K B I R M O W A N E	J J A A N C E K T S O N
RIVERLEA	140	150	74	93		238		
	140	150	74	93		238		
SHARON	- A 192	193	99	154		328		
	- B 129	148	83	97		229		
	321	341	182	251		557		
TRURO	- A 38	41	24	23		51		
	- B 98	101	48	61		130		
	136	142	72	84		181		
UP ARL 1	- A 207	231	147	120		356		
	- B 211	236	136	135		361		
	- C 169	179	110	87		257		
	- D 145	160	85	100		246		
	- E 238	280	150	137		407		
	- F 218	241	112	141		338		
	1188	1327	740	720		1965		
UP ARL 2	- A 269	289	184	133		413		
	- B 97	110	51	66		154		
	- C 177	196	102	104		282		
	- D 246	289	142	161		433		
	- E 154	177	97	92		266		
	943	1061	576	556		1548		
UP ARL 3	- A 233	268	115	143		388		
	- B 133	164	84	87		263		
	- C 208	226	119	126		325		
	- D 236	275	144	139		394		
	- E 158	174	89	116		258		
	968	1107	551	611		1625		
UP ARL 4	- A 155	183	84	107		264		
	- B 212	239	110	142		343		
	- C 161	179	95	100		251		
	- D 157	187	83	110		260		
	- E 227	263	151	132		395		
	912	1051	523	591		1513		

OFFICIAL RESULTS \* GENERAL ELECTION \* NOVEMBER 6, 2001  
FRANKLIN COUNTY, OHIO  
Offices

	FRANKLIN CO MUNI CT JUDGE (FTC1-1-02)	FRANKLIN CO MUNI CT JUDGE (FTC1-2-02)	FRANKLIN CO MUNI CT JUDGE (FTC1-3-02)	COLUMBUS AUDITOR	COLUMBUS CITY ATTORNEY	Precinct Public Count
	Vote For 1	Vote For 1	Vote For 1	Vote For 1	Vote For 1	
	S V C A O N T D E R K A	S H T A E Y V E E S N B	B B J G L E A R Y T M E T H E E H E S N E L E	H D J S U O E N G R F Y H R F D I I D E J A N R	K B J J I R A A M O N C A N T S E E O N	
UP ARL 5	-A 235	262	113 154			370
	-B 207	228	105 150			339
	-C 195	228	95 139			316
	-D 148	171	84 98			247
	-E 122	136	38 90			204
	-F 228	260	113 145			353
	<u>1135</u>	<u>1285</u>	<u>548 776</u>			<u>1829</u>
UP ARL 6	-A 235	281	122 164			403
	-B 182	198	99 107			269
	-C 204	234	96 136			338
	-D 184	210	105 111			282
	-E 216	242	104 150			330
	-F 181	218	84 119			284
	-G 201	235	94 136			329
	<u>1403</u>	<u>1618</u>	<u>704 923</u>			<u>2235</u>
URBANCREST	<u>44</u>	<u>43</u>	<u>23 54</u>			<u>94</u>
	<u>44</u>	<u>43</u>	<u>23 54</u>			<u>94</u>
VALLEYVIEW	<u>112</u>	<u>126</u>	<u>73 66</u>			<u>220</u>
	<u>112</u>	<u>126</u>	<u>73 66</u>			<u>220</u>
WASHINGTON	<u>99</u>	<u>109</u>	<u>60 51</u>			<u>133</u>
	<u>99</u>	<u>109</u>	<u>60 51</u>			<u>133</u>
WESTV 1	-A 127	150	68 95			221
	-B 157	170	74 100			246
	-C 140	153	69 95			217
	-D 142	151	83 83			239
	-E 145	158	74 99			232
	<u>711</u>	<u>782</u>	<u>368 472</u>			<u>1155</u>
WESTV 2	-A 154	159	84 85			225
	-B 120	133	46 107			188
	-C 132	143	79 89			238
	-D 152	164	61 102			241
	-E 165	180	72 106			254
	-F 133	153	54 116			250
	-G 231	256	103 153			345
	<u>1087</u>	<u>1188</u>	<u>499 758</u>			<u>1741</u>

OFFICIAL RESULTS \* GENERAL ELECTION \* NOVEMBER 6, 2001  
FRANKLIN COUNTY, OHIO  
Offices

	FRANKLIN CO MUNI CT JUDGE (FTC1-1-02)	FRANKLIN CO MUNI CT JUDGE (FTC1-2-02)	FRANKLIN CO MUNI CT JUDGE (FTC1-3-02)	COLUMBUS AUDITOR	COLUMBUS CITY ATTORNEY	Precinct Public Count
	Vote For 1	Vote For 1	Vote For 1	Vote For 1	Vote For 1	
	S V C A O N T D E R K A	S H T A E Y V E E S N B	B B J G L E A R Y T M E T H E E H E S N E L E	H D J S U O E N G R F Y H R F D I A E R N	K B J J I R O A M O W N A N E T E E S O N	
WESTV 3	-A 134 -B 117 -C 92 -D 109 -E 81 <hr/> 533	156 131 91 130 76 <hr/> 584	55 110 73 63 40 57 58 82 42 42 <hr/> 268 354			230 186 131 192 114 <hr/> 853
WESTV 4	-A 165 -B 147 -C 186 -D 211 <hr/> 709	183 161 205 229 <hr/> 778	75 114 80 90 80 133 87 160 <hr/> 322 497			242 228 287 323 <hr/> 1080
WESTV 5	-A 162 -B 75 -C 115 -D 130 -E 204 <hr/> 686	176 81 129 146 229 <hr/> 761	115 76 50 53 58 82 62 95 104 142 <hr/> 389 448			259 129 195 224 347 <hr/> 1154
WHITEHALL 1	-A 36 -B 82 -C 151 <hr/> 269	36 87 163 <hr/> 286	13 32 53 49 92 88 <hr/> 158 169			55 120 226 <hr/> 401
WHITEHALL 2	-A 103 -B 134 -C 91 <hr/> 328	107 137 93 <hr/> 337	56 54 61 84 61 50 <hr/> 178 188			137 173 133 <hr/> 443
WHITEHALL 3	-A 100 -B 102 -C 76 -D 141 <hr/> 419	112 109 83 144 <hr/> 448	62 53 65 58 44 50 83 74 <hr/> 254 235			134 152 106 187 <hr/> 579
WHITEHALL 4	-A 90 -B 90 -C 87 <hr/> 267	95 88 93 <hr/> 276	50 66 46 62 47 61 <hr/> 143 189			134 121 123 <hr/> 378

OFFICIAL RESULTS \* GENERAL ELECTION \* NOVEMBER 6, 2001  
FRANKLIN COUNTY, OHIO  
Offices

	FRANKLIN CO MUNI CT JUDGE (FTC1-1-02)	FRANKLIN CO MUNI CT JUDGE (FTC1-2-02)	FRANKLIN CO MUNI CT JUDGE (FTC1-3-02)	COLUMBUS AUDITOR	COLUMBUS CITY ATTORNEY			Precinct Public Count
	Vote For 1	Vote For 1	Vote For 1	Vote For 1	Vote For 1			
	S V C A O N T D E R K A	S H T A E Y V E E S N B	B B J G L E A R Y T M E T H E E H E S N E L E	H D J S U O E N G R F Y H R F D J A I D N R	K B J J I R A A M O N C A W E K N E T S E O N			
WORTH 1	-A 263	289	164 176					448
	-B 278	309	156 183					473
	-C 284	301	164 165					445
	-D 172	190	75 137					296
	997	1089	559 661					1682
WORTH 2	-A 278	296	181 171					522
	-B 196	218	143 128					369
	-C 221	229	135 110					376
	695	743	459 409					1267
WORTH 3	-A 290	319	158 192					505
	-B 319	341	165 208					553
	-C 231	258	121 150					410
	-D 185	196	79 122					269
	1025	1114	523 672					1737
WORTH 4	-A 191	217	123 122					354
	-B 213	232	125 132					368
	-C 228	244	93 167					356
	-D 117	126	68 80					211
	749	819	409 501					1289
ABSENTEE	6044	6631	3614 4773	3505 1858	1759 3751			10906
	6044	6631	3614 4773	3505 1858	1759 3751			10906
DELAWARE CO				75 56	50 91			0
				75 56	50 91			0
FAIRFIELD CO				235 228	198 306			0
				235 228	198 306			0
<b>Grand Total :</b>	<b>95122</b>	<b>103566</b>	<b>55634 70058</b>	<b>46163 26261</b>	<b>23774 54389</b>			



OFFICIAL RESULTS \* GENERAL ELECTION \* NOVEMBER 6, 2001  
FRANKLIN COUNTY, OHIO  
Offices

FRANKLIN CO MUNI CT JUDGE (FTC1-1-02)    FRANKLIN CO MUNI CT JUDGE (FTC1-2-02)    FRANKLIN CO MUNI CT JUDGE (FTC1-3-02)    COLUMBUS AUDITOR    COLUMBUS CITY ATTORNEY

Vote For 1	Vote For 1	Vote For 1	Vote For 1	Vote For 1	Vote For 1	Vote For 1	Vote For 1
S V C A O N T D E R	S H T A E Y V E S N	B B L E Y T T H H E E L	J G A R M E E E S N E	H D U O G R H R I J A N	J S E N F Y F D E R	K B I R M O W A N E	J J A A N C E K T S O N
K A	B	M E L					

Ward Recap

	309	322	208	194	283	153	135	317	Precinct Public Count
COLS 01	309	322	208	194	283	153	135	317	478
COLS 02	672	720	556	425	665	309	284	775	1108
COLS 03	323	363	252	304	414	148	119	501	645
COLS 04	252	293	194	290	365	107	61	483	557
COLS 05	276	320	188	377	451	116	82	571	673
COLS 06	547	620	411	758	948	187	118	1188	1367
COLS 07	341	397	294	479	577	140	87	757	884
COLS 08	381	408	279	285	409	169	149	484	667
COLS 09	146	156	87	104	139	78	86	136	234
COLS 10	1375	1447	725	962	866	844	778	1073	2016
COLS 11	554	615	333	411	518	282	327	499	870
COLS 12	207	218	183	131	192	122	68	281	382
COLS 13	215	257	218	251	369	98	47	491	572
COLS 14	455	493	379	272	414	203	161	544	749
COLS 15	201	213	116	137	162	102	96	181	299
COLS 16	225	226	184	135	179	134	112	230	372
COLS 17	365	414	314	487	622	126	91	797	918
COLS 18	582	621	531	339	585	275	266	691	1052
COLS 19	1476	1618	1008	986	1443	678	652	1579	2399
COLS 20	504	541	407	311	498	236	240	546	844
COLS 21	973	1074	631	696	899	484	443	995	1549
COLS 22	1200	1329	674	912	1023	665	666	1068	1859
COLS 23	380	419	265	333	412	193	175	479	679
COLS 24	422	476	314	328	452	218	200	498	735
COLS 25	602	690	562	737	1012	245	148	1285	1471
COLS 26	221	247	145	286	319	105	79	410	519
COLS 27	615	671	390	556	642	318	277	746	1083
COLS 28	824	928	620	941	1239	298	259	1454	1770
COLS 29	239	268	138	193	260	102	130	245	410
COLS 30	599	669	315	480	484	346	373	472	900
COLS 31	308	347	222	308	381	160	144	438	612
COLS 32	568	604	337	406	506	274	277	526	853
COLS 33	681	704	522	408	581	314	272	698	1052
COLS 34	647	706	384	572	610	369	329	708	1099
COLS 35	392	449	386	457	712	117	111	812	962
COLS 36	569	597	325	387	463	297	294	489	834
COLS 37	238	260	151	163	204	129	137	208	375
COLS 38	249	278	144	209	257	119	114	296	430
COLS 39	106	116	78	72	84	63	52	109	179
COLS 40	204	219	165	125	161	105	94	210	346
COLS 41	113	117	92	52	68	63	50	98	162
COLS 42	337	348	184	296	308	184	163	357	551

OFFICIAL RESULTS \* GENERAL ELECTION \* NOVEMBER 6, 2001  
FRANKLIN COUNTY, OHIO  
Offices

FRANKLIN CO MUNI CT JUDGE (FTC1-1-02)	FRANKLIN CO MUNI CT JUDGE (FTC1-2-02)	FRANKLIN CO MUNI CT JUDGE (FTC1-3-02)	COLUMBUS AUDITOR	COLUMBUS CITY ATTORNEY			
Vote For 1	Vote For 1	Vote For 1	Vote For 1	Vote For 1			
S V C A O N T D E R	S H T A E Y V E N S N	B B L E Y T T H H E E L	J G A R M E E E S N E	H D U O G R F D E R	J S E N F Y D E R	K B I R M O W N E	J J A A N C E K T S O N
K A	B	M E L					

Ward Recap

									Precinct Public Count
COLS 43	506	565	294	394	469	284	309	449	806
COLS 44	909	1000	500	853	888	454	388	1120	1583
COLS 45	1330	1422	728	1032	935	841	674	1287	2173
COLS 46	1301	1408	695	1098	1107	714	682	1264	2062
COLS 47	562	639	354	504	621	273	248	718	1016
COLS 48	510	552	312	567	649	220	162	802	997
COLS 49	506	545	321	347	424	291	298	448	792
COLS 50	298	330	239	356	494	99	73	604	702
COLS 51	338	380	281	419	572	122	109	678	816
COLS 52	843	931	451	687	746	443	383	866	1327
COLS 53	941	1026	467	749	683	589	535	782	1389
COLS 54	675	734	381	585	579	405	358	693	1108
COLS 55	338	367	275	344	433	159	107	574	707
COLS 56	712	825	432	994	994	342	223	1327	1607
COLS 57	937	975	539	614	663	522	517	743	1334
COLS 58	761	815	472	501	626	404	418	656	1142
COLS 59	619	678	370	450	475	356	330	524	922
COLS 60	1048	1129	502	832	762	611	576	888	1643
COLS 61	385	419	196	325	325	214	192	385	612
COLS 62	906	942	464	725	708	466	420	875	1399
COLS 63	1089	1190	565	792	779	623	560	910	1565
COLS 64	695	726	337	511	431	416	347	546	1001
COLS 65	1301	1379	662	874	884	677	652	1120	2181
COLS 66	569	621	304	435	452	331	300	524	877
COLS 67	789	824	457	527	617	404	419	648	1147
COLS 68	247	261	151	190	230	126	85	297	403
COLS 69	984	1062	499	692	650	587	540	763	1455
COLS 70	816	933	455	638	755	442	447	756	1287
COLS 71	1680	1761	871	1134	1028	956	825	1422	2667
COLS 72	1468	1606	612	1105	911	850	724	1198	2338
COLS 73	1358	1400	655	935	824	748	699	1061	2076
COLS 74	767	811	367	546	458	475	421	588	1152
BEXLEY 1	486	545	336	300					801
BEXLEY 2	513	598	372	294					841
BEXLEY 3	490	551	368	277					853
BEXLEY 4	427	483	309	258					702
BLENDON	829	896	431	569					1263
BROWN	241	264	131	152					371
CAN WINCH	888	988	502	573					1683
CLINTON	249	284	165	157					398
DUBLIN 1	734	783	347	502					1098
DUBLIN 2	548	584	258	366					776

OFFICIAL RESULTS \* GENERAL ELECTION \* NOVEMBER 6, 2001  
FRANKLIN COUNTY, OHIO  
Offices

FRANKLIN CO MUNI CT JUDGE (FTC1-1-02)    FRANKLIN CO MUNI CT JUDGE (FTC1-2-02)    FRANKLIN CO MUNI CT JUDGE (FTC1-3-02)    COLUMBUS AUDITOR    COLUMBUS CITY ATTORNEY

Vote For 1	Vote For 1	Vote For 1	Vote For 1	Vote For 1
S V C A O N T D E R K A	S H T A E Y V E E S N B	B B L E Y T T H H E E L M E L	J G A R M E E E S N E E	H D U O G R H R I A N

Ward Recap

	427	448	181	291		Precinct Public Count
DUBLIN 3	427	448	181	291		600
DUBLIN 4	791	817	358	508		1141
FRANKLIN	490	528	320	284		754
GAHANNA 1	709	764	351	516		1085
GAHANNA 2	641	709	309	494		987
GAHANNA 3	671	723	313	564		1041
GAHANNA 4	1016	1106	490	800		1618
GRANDVIEW	1105	1209	757	692		1869
GROVE CITY 1	449	476	276	275		683
GROVE CITY 2	402	424	241	233		583
GROVE CITY 3	1311	1422	696	852		1963
GROVE CITY 4	613	659	335	378		878
GROVEPORT	398	429	228	246		621
HAMILTON	403	455	275	242		716
HARRISBURG	40	48	27	30		63
HILLIARD 1	445	450	237	284		643
HILLIARD 2	716	760	329	475		1033
HILLIARD 3	377	393	224	236		577
HILLIARD 4	725	772	378	440		1044
JACKSON	438	468	241	277		647
JEFFERSON	456	494	261	282		651
LOCKBOURNE	27	31	33	8		66
MADISON	1191	1317	726	748		1931
MARBLE CLIFF	116	143	81	78		202
MIFFLIN	121	125	65	81		175
MINERVA PARK	272	298	142	170		419
NEW ALBANY	794	848	463	446		1407
NORWICH	506	571	286	326		776
OBETZ	362	405	221	231		686
PERRY	983	1046	514	630		1577
PLAIN	408	448	239	266		744
PLEASANT	683	747	435	424		1114
PRAIRIE	1316	1416	769	835		2000
REYNS 1	670	711	353	476		1020
REYNS 2	668	690	349	431		949
REYNS 3	569	590	295	390		829
REYNS 4	407	420	229	259		569
RIVERLEA	140	150	74	93		238
SHARON	321	341	182	251		557
TRURO	136	142	72	84		181
UP ARL 1	1188	1327	740	720		1965
UP ARL 2	943	1061	576	556		1548

OFFICIAL RESULTS \* GENERAL ELECTION \* NOVEMBER 6, 2001  
FRANKLIN COUNTY, OHIO  
Offices

	FRANKLIN CO MUNI CT JUDGE (FTC1-1-02)	FRANKLIN CO MUNI CT JUDGE (FTC1-2-02)	FRANKLIN CO MUNI CT JUDGE (FTC1-3-02)	COLUMBUS AUDITOR	COLUMBUS CITY ATTORNEY			
	Vote For 1	Vote For 1	Vote For 1	Vote For 1	Vote For 1			
	S V C A O N T D E R K A	S H T A E Y V E E S N B	B B L E Y T T H H E E L M E L	J G A R M E E E S N E E	H D U O G R H R I J A N	J S E N F Y F D E R	K B I R M O W A N E	J J A A N C E K T S O N
UP ARL 3	968	1107	551	611				
UP ARL 4	912	1051	523	591				
UP ARL 5	1135	1285	548	776				
UP ARL 6	1403	1618	704	923				
URBANCREST	44	43	23	54				
VALLEYVIEW	112	126	73	66				
WASHINGTON	99	109	60	51				
WESTV 1	711	782	368	472				
WESTV 2	1087	1188	499	758				
WESTV 3	533	584	268	354				
WESTV 4	709	778	322	497				
WESTV 5	686	761	389	448				
WHITEHALL 1	269	286	158	169				
WHITEHALL 2	328	337	178	188				
WHITEHALL 3	419	448	254	235				
WHITEHALL 4	267	276	143	189				
WORTH 1	997	1089	559	661				
WORTH 2	695	743	459	409				
WORTH 3	1025	1114	523	672				
WORTH 4	749	819	409	501				
ABSENTEE	6044	6631	3614	4773	3505	1858	1759	3751
DELAWARE CO					75	56	50	91
FAIRFIELD CO					235	228	198	306
	<u>95122</u>	<u>103566</u>	<u>55634</u>	<u>70058</u>	<u>46163</u>	<u>26261</u>	<u>23774</u>	<u>54389</u>

Ward Recap

Precinct  
Public  
Count

UP ARL 3	968	1107	551	611					1625
UP ARL 4	912	1051	523	591					1513
UP ARL 5	1135	1285	548	776					1829
UP ARL 6	1403	1618	704	923					2235
URBANCREST	44	43	23	54					94
VALLEYVIEW	112	126	73	66					220
WASHINGTON	99	109	60	51					133
WESTV 1	711	782	368	472					1155
WESTV 2	1087	1188	499	758					1741
WESTV 3	533	584	268	354					853
WESTV 4	709	778	322	497					1080
WESTV 5	686	761	389	448					1154
WHITEHALL 1	269	286	158	169					401
WHITEHALL 2	328	337	178	188					443
WHITEHALL 3	419	448	254	235					579
WHITEHALL 4	267	276	143	189					378
WORTH 1	997	1089	559	661					1662
WORTH 2	695	743	459	409					1267
WORTH 3	1025	1114	523	672					1737
WORTH 4	749	819	409	501					1289
ABSENTEE	6044	6631	3614	4773	3505	1858	1759	3751	10906
DELAWARE CO					75	56	50	91	0
FAIRFIELD CO					235	228	198	306	0
	<u>95122</u>	<u>103566</u>	<u>55634</u>	<u>70058</u>	<u>46163</u>	<u>26261</u>	<u>23774</u>	<u>54389</u>	

OFFICIAL RESULTS \* GENERAL ELECTION \* NOVEMBER 6, 2001  
FRANKLIN COUNTY, OHIO  
Offices

COLUMBUS MEM OF COUNCIL

BEXLEY AUDITOR

BEXLEY MEM OF COUNCIL

DUBLIN MEM OF COUNCIL WARD 1

	Vote For 3							Vote For 1	Vote For 3			Vote For 1			Precinct Public Count										
	K E V I N L	B O Y C E N	S A I L E I O N	G A I L S I O N	S T U R R I S	H A R R I S	C O R N E L L A R Y	M O R R I S E L L E Y	O R S H A E L L E H N E	R I C H A R D W E N	S E N S I B L E W E N	W R I T E - I N	G A R Y W A N N	M I C H A E L T		E P S T A E I N	M A T T K E	L A M P K E	J E D I S O N	R I C K W E B E R	A L A N E	A M S T U T Z	C A T H Y A	B O R I N G	
COLS 01	-A	97	40	66	32	112	114	0																	169
	-B	61	28	43	25	66	74	0																	104
	-C	111	51	86	41	135	133	2																	205
		269	119	195	98	313	321	2																	478
COLS 02	-A	75	28	45	19	81	76	4																	122
	-B	104	45	55	35	130	135	0																	181
	-C	146	49	77	43	161	174	7																	235
	-D	93	52	66	41	103	113	0																	172
	-E	118	65	75	39	129	134	3																	211
	-F	116	35	64	27	128	135	0																	187
		652	274	382	204	732	767	14																	1108
COLS 03	-A	103	23	19	23	93	80	5																	133
	-B	128	40	33	26	120	100	5																	169
	-C	137	46	46	36	147	115	3																	197
	-D	103	31	47	28	95	95	1																	146
		471	140	145	113	455	390	14																	645
COLS 04	-A	119	41	20	27	103	87	11																	159
	-B	125	38	29	31	98	90	7																	157
	-C	49	10	11	8	51	34	3																	67
	-D	141	27	25	20	122	108	6																	174
		434	116	85	86	374	319	27																	557
COLS 05	-A	144	39	17	28	115	100	13																	178
	-B	164	31	18	26	138	104	12																	192
	-C	161	28	25	33	136	123	8																	196
	-D	84	16	11	23	60	48	12																	107
		553	114	71	110	449	375	45																	673
COLS 06	-A	132	28	17	27	107	101	5																	167
	-B	285	48	44	43	218	224	15																	329
	-C	179	37	26	40	133	125	4																	213
	-D	183	47	21	28	157	150	11																	220
	-E	161	31	14	14	120	118	8																	190
	-F	220	29	16	26	163	157	22																	248
		1160	220	138	178	898	875	65																	1367

OFFICIAL RESULTS \* GENERAL ELECTION \* NOVEMBER 6, 2001  
FRANKLIN COUNTY, OHIO  
Offices

COLUMBUS MEM OF COUNCIL

BEXLEY AUDITOR

BEXLEY MEM OF COUNCIL

DUBLIN MEM OF COUNCIL WARD 1

	Vote For 3							Vote For 1	Vote For 3				Vote For 1	Precinct Public Count		
	K E V I N L	B O Y C I N E	S G A I L S I O N	S H A T U R I S	C M O R R L E A R Y	M O A S H E L L U G H N E	R S I C H S E R N D B R E N W E N	W r i t e i n	G Q A R A Y W A N N	M E I C H A E L T	M L A T P K E	J E D M O R I S O N	R W I C K B E R	A A L M S T U T Z	C B A O R I N G	
COLS 07	- A	94	18	6	14	70	61	14								110
	- B	168	37	17	27	158	141	13								241
	- C	122	20	18	16	105	91	5								144
	- D	137	30	17	23	105	101	8								163
	- E	187	45	14	24	139	132	2								226
		708	150	72	104	577	526	42								884
COLS 08	- A	69	20	19	17	69	64	6								99
	- B	152	53	60	48	179	178	2								258
	- C	62	38	54	39	78	87	1								130
	- D	102	53	64	31	122	124	1								180
		385	164	197	135	448	453	10								667
COLS 09	- A	83	48	44	27	89	93	0								146
	- B	46	23	36	20	57	54	0								88
		129	71	80	47	146	147	0								234
COLS 10	- A	25	19	20	15	25	25	0								50
	- B	22	8	15	11	22	21	0								37
	- C	103	31	29	29	89	74	4								136
	- D	46	16	19	14	45	36	0								70
	- E	88	63	87	45	118	121	0								208
	- F	79	62	80	59	95	80	1								171
	- G	82	57	75	52	101	81	1								173
	- H	36	25	18	21	49	33	0								71
	- I	15	16	18	12	21	15	0								36
	- J	27	22	26	14	32	27	0								66
	- K	37	40	49	27	49	38	0								94
	- L	50	49	49	27	56	41	1								111
	- M	44	53	68	46	62	50	1								123
	- N	25	30	31	26	34	29	1								67
	- O	77	59	58	45	83	65	0								154
	- P	50	52	59	40	73	64	0								127
	- Q	19	16	22	6	22	23	0								46
	- R	37	26	30	17	42	33	0								68
	- S	2	5	4	2	3	7	0								8
	- T	28	25	34	21	28	26	0								68
	- U	51	50	58	46	78	77	1								132
		943	724	849	575	1127	966	10								2016

OFFICIAL RESULTS \* GENERAL ELECTION \* NOVEMBER 6, 2001

FRANKLIN COUNTY, OHIO

Offices

COLUMBUS MEM OF COUNCIL

BEXLEY AUDITOR

BEXLEY MEM OF COUNCIL

DUBLIN MEM OF COUNCIL WARD 1

	Vote For 3							Vote For 1	Vote For 3							Vote For 1	Precinct Public Count											
	K E V I N L	B O Y C E N E	S A I L S I O N E N	G I B B S I O N	S T U R R I S	H A R R I S	C O R N L L R Y	M C C L E L L R Y	M A R S H A L L E N E	O R S H A L L E N E	R I C H A R D W E N	S C H A R R E N W E N	W R I T E - I N	G A R R Y W A N N	Q U A L I F Y I N G	M I C H A E L T E I N T	E L I A B E T H E I N T	M A T T K E	J E D I S O N	M O R I S O N	R I C K W E B E R	A L A N E	A M S T U T Z	C A T H Y N A	B O R I N G			
COLS 11	-A	34	29	50	25	59	56	0																				92
	-B	82	27	70	31	98	104	1																				154
	-C	99	59	97	57	130	139	0																				212
	-D	80	36	74	24	109	99	0																				160
	-E	97	77	135	55	154	160	0																				252
		392	228	426	192	550	558	1																				870
COLS 12	-A	44	15	14	11	47	47	1																				71
	-B	62	24	20	10	54	41	2																				91
	-C	53	15	28	9	61	56	2																				81
	-D	72	31	41	18	98	95	3																				139
		231	85	103	48	260	239	8																				382
COLS 13	-A	43	6	3	12	28	27	1																				51
	-B	162	28	14	21	129	111	9																				204
	-C	109	16	15	17	80	74	5																				140
	-D	144	36	26	20	124	105	11																				177
		458	86	58	70	361	317	26																				572
COLS 14	-A	170	55	76	41	184	205	4																				261
	-B	84	35	41	27	102	87	4																				138
	-C	181	45	58	31	212	197	0																				264
	-D	55	16	20	14	69	62	0																				86
		490	151	195	113	567	551	8																				749
COLS 15	-A	29	26	31	21	38	32	3																				71
	-B	107	72	89	61	147	141	0																				228
		136	98	120	82	185	173	3																				299
COLS 16	-A	51	26	27	18	60	52	3																				90
	-B	71	25	28	20	69	77	3																				108
	-C	46	25	27	20	39	41	3																				77
	-D	19	12	14	11	30	26	2																				44
	-E	29	13	12	11	32	37	3																				53
		216	101	108	80	230	233	14																				372
COLS 17	-A	83	20	19	13	68	58	0																				104
	-B	221	37	30	33	182	142	11																				252
	-C	165	31	34	19	129	134	11																				214
	-D	170	25	26	19	131	119	23																				204
	-E	122	14	11	25	98	87	11																				144
		761	127	120	109	608	540	56																				918

OFFICIAL RESULTS \* GENERAL ELECTION \* NOVEMBER 6, 2001

FRANKLIN COUNTY, OHIO

Offices

COLUMBUS MEM OF COUNCIL

BEXLEY AUDITOR

BEXLEY MEM OF COUNCIL

DUBLIN MEM OF COUNCIL WARD 1

	Vote For 3							Vote For 1	Vote For 3				Vote For 1			Precinct Public Count
	K E V I N L	B O Y C N E	S G A I L B L S I O N E N	S H T A R U R R I S	C M O C C R N L L A R Y	M O A ' R S H A E L G H N N E	R S I E N r i t e - i n	W A N N	G Q A U R A Y L M A N N	M E I P C S H T A E I L N T	M L A A T M P K E	J M E O R D I S O N	R W I C K E B E R	A A L M A S T R U T Z	C B A O R I N G	
COLS 18	-A	78	40	58	33	103	99	6								155
	-B	115	40	74	34	131	123	1								193
	-C	97	39	55	28	110	102	3								159
	-D	113	41	88	36	117	118	1								190
	-E	130	45	70	32	137	131	0								202
	-F	82	34	56	36	101	99	1								153
		615	239	401	199	699	672	12								1052
COLS 19	-A	117	70	152	62	138	154	1								254
	-B	165	73	153	62	198	201	1								312
	-C	154	83	229	62	203	206	2								343
	-D	169	108	205	89	205	219	1								362
	-E	120	64	144	54	158	163	0								261
	-F	156	46	108	46	184	192	1								277
	-G	118	87	162	75	172	167	0								278
	-H	186	66	123	52	222	200	4								312
		1185	597	1276	502	1480	1502	10								2399
COLS 20	-A	184	87	176	75	213	222	2								352
	-B	124	50	78	45	152	132	3								228
	-C	133	65	143	61	152	167	2								264
		441	202	397	181	517	521	7								844
COLS 21	-A	113	65	131	67	145	155	1								250
	-B	146	94	153	65	183	195	2								304
	-C	118	56	134	50	163	153	1								247
	-D	67	35	53	32	77	69	2								121
	-E	148	90	202	69	192	225	1								340
	-F	139	80	143	68	158	187	0								287
		731	420	816	351	918	984	7								1549
COLS 22	-A	155	93	203	99	186	198	0								335
	-B	90	76	138	56	134	143	0								229
	-C	103	72	149	58	141	135	0								235
	-D	101	81	125	47	132	134	0								224
	-E	81	46	109	43	107	119	0								192
	-F	89	59	119	54	133	140	1								216
	-G	127	69	156	76	172	181	0								289
	-H	56	38	94	30	94	92	0								139
		802	534	1093	463	1099	1142	1								1859



OFFICIAL RESULTS \* GENERAL ELECTION \* NOVEMBER 6, 2001

FRANKLIN COUNTY, OHIO

Offices

COLUMBUS MEM OF COUNCIL

BEXLEY AUDITOR

BEXLEY MEM OF COUNCIL

DUBLIN MEM OF COUNCIL WARD 1

	Vote For 3							Vote For 1	Vote For 3				Vote For 1	Precinct Public Count												
	K E I N L	B O Y C E	S A I L S O N	G A I L S O N	S T U R R I S	H A R R I S	C O R N E L L A R Y	M O R R I S	O S H E A L L H E N E	R I C H A R D W E N	S E N S E R N E	W R I T E - I N	G A R Y W A N N		Q U A L M A N N	M I C H A E L T	E P S T A E L N	M A T T P K E	J E D M O R I S O N	R I C K W E B E R	A L A N E	A M S T U T Z	C A T H Y A	B O R I N G		
COLS 23	-A	88	44	49	29	98	83	3																	147	
	-B	113	44	59	34	111	101	5																		175
	-C	113	38	61	36	114	108	1																		176
	-D	111	40	69	32	120	113	0																		181
		425	166	238	131	443	405	9																		679
COLS 24	-A	75	32	49	30	96	96	0																		141
	-B	82	29	48	26	97	84	1																		137
	-C	75	40	57	29	105	105	0																		155
	-D	120	22	24	28	106	103	5																		154
	-E	58	43	78	39	95	95	0																		148
		410	166	256	152	499	483	6																		735
COLS 25	-A	205	39	44	27	170	156	9																		249
	-B	133	36	26	32	122	90	5																		168
	-C	155	19	17	15	134	116	3																		177
	-D	187	27	19	24	166	127	7																		221
	-E	203	32	19	20	172	153	4																		221
	-F	121	38	25	21	104	99	5																		156
	-G	235	38	28	41	192	166	13																		279
		1239	229	178	180	1060	907	46																		1471
COLS 26	-A	79	18	14	21	65	55	1																		108
	-B	23	6	9	7	19	14	1																		30
	-C	74	15	9	16	61	60	11																		101
	-D	136	33	32	34	114	111	13																		192
	-E	73	15	15	9	67	58	5																		88
		385	87	79	87	326	298	31																		519
COLS 27	-A	88	32	49	35	91	78	0																		142
	-B	60	17	24	17	55	56	2																		92
	-C	122	55	85	52	131	135	4																		212
	-D	115	36	49	32	96	102	5																		165
	-E	104	51	55	37	90	90	4																		158
	-F	156	93	128	79	200	206	4																		314
		645	284	390	252	663	667	19																		1083

OFFICIAL RESULTS \* GENERAL ELECTION \* NOVEMBER 6, 2001

FRANKLIN COUNTY, OHIO

Offices

COLUMBUS MEM OF COUNCIL

BEXLEY AUDITOR

BEXLEY MEM OF COUNCIL

DUBLIN MEM OF COUNCIL WARD 1

	Vote For 3							Vote For 1		Vote For 3				Vote For 1				
	K E V I N L	B O Y L S I O N	S G A I L S O N	S H A T U R R I S	C M O C R L A R Y	M O A R S Y H A L L E N	R S I E H A R N D W E N	W r i t e - I n	G A R Y W A N N	Q U A R L M A N N	M I C H A E L T	M A T T K E	J E D I S O N	R I C K B E R	A A L A N T U Z	C A T H Y A	B O R I N G	
COLS 28	-A	199	38	34	30	170	150	12										243
	-B	188	64	22	22	148	116	7										214
	-C	216	47	41	31	191	185	7										267
	-D	146	66	73	46	134	143	4										229
	-E	324	115	40	44	261	234	10										383
	-F	209	71	78	64	215	206	14										318
	-G	92	41	22	12	66	74	7										118
		1374	442	310	249	1185	1108	61										1770
COLS 29	-A	55	22	35	22	57	50	3										100
	-B	50	12	13	11	39	36	2										67
	-C	43	26	49	17	72	74	3										113
	-D	58	39	67	34	73	76	0										130
		206	99	164	84	241	236	8										410
COLS 30	-A	92	59	129	64	109	115	3										210
	-B	47	34	47	23	64	61	1										104
	-C	69	40	87	34	98	96	1										152
	-D	74	52	107	45	86	107	0										173
	-E	69	51	81	32	87	87	3										150
	-F	42	42	76	36	51	52	1										111
		393	278	527	234	495	518	9										900
COLS 31	-A	177	45	24	28	136	132	7										225
	-B	61	33	46	22	86	82	1										124
	-C	57	33	38	23	54	55	1										100
	-D	47	8	10	11	45	48	1										65
	-E	46	33	42	23	61	60	1										98
		388	152	160	107	382	377	11										612
COLS 32	-A	161	91	172	70	188	215	0										333
	-B	89	54	97	48	121	126	2										194
	-C	62	29	47	26	77	65	2										115
	-D	120	56	92	50	125	146	5										211
		432	230	408	194	511	552	9										853

Precinct Public Count

OFFICIAL RESULTS \* GENERAL ELECTION \* NOVEMBER 6, 2001

FRANKLIN COUNTY, OHIO

Offices

COLUMBUS MEM OF COUNCIL

BEXLEY AUDITOR

BEXLEY MEM OF COUNCIL

DUBLIN MEM OF COUNCIL WARD 1

	Vote For 3							Vote For 1	Vote For 3					Vote For 1										
	K E V I N L	B O Y C E	S A I L S I O N	G A I B S O N	S T U R I S	H A R R I S	C O C K R N L E E L A R Y	M O R R I S H A E L L U G H E N E	O R S H A E L L U G H E N E	R I C H A R D W E N	W R I T E - I n	G A R Y M A N N	Q U A L M A N N	M I C H A E L L N	P S T E I N	L A M P K E	J E D I S O N	M O R R I S O N	R I C K B E R	A L M A N E T Z	A M S T U T Z	C A T H Y A	B O R I N G	Precinct Public Count
COLS 33	-A	75	42	45	36	86	76	5																135
	-B	61	32	47	28	75	70	0																118
	-C	64	33	39	24	71	70	2																115
	-D	86	60	53	37	97	91	1																154
	-E	84	27	28	15	106	107	0																136
	-F	51	23	28	26	66	63	1																98
	-G	108	53	66	45	128	121	0																195
	-H	65	20	25	17	76	72	0																101
		594	290	331	228	705	670	9																1052
COLS 34	-A	141	65	75	61	137	124	3																232
	-B	101	69	77	46	106	104	7																190
	-C	63	20	29	18	55	52	0																87
	-D	121	57	86	39	157	147	1																222
	-E	90	52	63	44	94	85	1																164
	-F	115	50	72	53	131	118	4																204
		631	313	402	261	680	630	16																1099
COLS 35	-A	155	30	20	19	130	122	4																173
	-B	224	47	19	25	190	171	13																254
	-C	268	39	22	25	228	217	20																315
	-D	180	41	21	33	155	143	9																220
		827	157	82	102	703	653	46																962
COLS 36	-A	75	48	75	44	113	126	0																173
	-B	57	30	37	27	61	67	1																102
	-C	39	19	19	14	40	37	0																61
	-D	67	54	70	31	89	87	1																149
	-E	75	43	66	32	100	107	0																157
	-F	27	14	14	10	37	32	0																51
	-G	21	15	11	15	23	14	0																38
	-H	50	28	34	19	64	61	0																103
		411	251	326	192	527	531	2																834
COLS 37	-A	45	16	28	16	57	51	3																80
	-B	35	15	27	14	26	28	1																56
	-C	27	17	16	16	24	21	0																46
	-D	40	19	28	15	48	49	0																79
	-E	50	37	33	30	67	56	1																114
		197	104	132	91	222	205	5																375

OFFICIAL RESULTS \* GENERAL ELECTION \* NOVEMBER 6, 2001  
FRANKLIN COUNTY, OHIO  
Offices

COLUMBUS MEM OF COUNCIL

BEXLEY AUDITOR

BEXLEY MEM OF COUNCIL

DUBLIN MEM OF COUNCIL WARD 1

	Vote For 3								Vote For 1		Vote For 3				Vote For 1				Precinct Public Count							
	K E I N L	B O C E L	S A I L I O N	G A I L S E N	S T U R I S	H A R R I S	C O R N E L L A R Y	M O C C R E E L R Y	M O A R S H E A L L U G H N E	R I C H A R D W E N	S C H E A R N D B R E N	W R I T E - I n	G A R R Y W A N N	Q U A R A L M A N N	M I C H A E L T	P C H A E L L	M A T T K E	L A M P K E		J E D I S O N	R I C K B E R	A L A N E T Z	A M A N T U Y A	C A T H Y N G	B O T T I N G	
COLS 38	- A	93	58	66	39	108	96	0																		173
	- B	91	19	20	14	69	79	0																		118
	- C	64	38	53	27	86	86	1																		139
		248	115	139	80	263	261	1																		430
COLS 39	- A	39	25	29	15	40	37	0																		70
	- B	64	27	31	25	75	80	2																		109
		103	52	60	40	115	117	2																		179
COLS 40	- A	36	29	30	25	58	48	2																		92
	- B	26	13	16	8	32	29	1																		57
	- C	123	41	51	35	132	139	1																		197
		185	83	97	68	222	216	4																		346
COLS 41	- A	28	7	15	9	29	27	0																		44
	- B	10	7	8	7	18	8	0																		22
	- C	16	9	12	9	18	15	0																		30
	- D	15	8	3	6	16	12	0																		22
	- E	21	11	16	8	24	24	2																		44
		90	42	54	39	105	86	2																		162
COLS 42	- A	54	37	31	27	47	40	4																		90
	- B	22	10	9	7	25	25	2																		38
	- C	68	41	70	33	89	92	4																		149
	- D	87	24	19	26	80	62	6																		117
	- E	76	41	68	32	100	100	2																		157
		307	153	197	125	341	319	18																		551
COLS 43	- A	91	82	137	73	101	129	4																		222
	- B	67	47	88	47	92	96	0																		163
	- C	65	36	47	29	83	81	0																		126
	- D	80	46	104	36	111	103	0																		176
	- E	52	37	58	32	73	68	1																		119
		355	248	434	217	460	476	5																		806

OFFICIAL RESULTS \* GENERAL ELECTION \* NOVEMBER 6, 2001  
FRANKLIN COUNTY, OHIO

Offices

COLUMBUS MEM OF COUNCIL

BEXLEY AUDITOR

BEXLEY MEM OF COUNCIL

DUBLIN MEM OF COUNCIL WARD 1

	Vote For 3							Vote For 1	Vote For 3			Vote For 1			Precinct Public Count											
	K E V I N L	B O Y C E	S A I L I O N	G A I L S O N	S T U R I S	H A R R I S	C O R N E L L A R Y	M O R R I S E L L E N	O S H E A L L E N	R I C H A R D W E N	S E N S I B L E	W R I T E - I N	G A R Y W A N N	Q U A L I F I C A T I O N		M I C H A E L T	E P S T A E L I N	M A T T P K E	J E D M O R I S O N	R I C K W E B E R	A L A N E	A M S T U T Z	C A T H Y A	B O R I N G		
COLS 44	-A	128	39	25	29	109	92	5																	160	
	-B	108	40	21	24	84	69	5																	130	
	-C	144	39	23	22	128	99	5																	172	
	-D	114	45	35	22	99	99	2																	164	
	-E	122	38	28	27	111	86	4																	160	
	-F	69	31	29	21	71	72	1																	111	
	-G	63	27	23	16	50	46	8																	91	
	-H	104	59	41	41	126	102	5																	188	
	-I	73	46	50	39	71	57	3																	126	
	-J	87	57	76	47	117	100	2																	197	
	-K	45	23	26	24	48	40	0																	84	
		1057	444	377	312	1014	862	40																		1583
COLS 45	-A	98	36	40	34	102	89	5																	149	
	-B	122	54	39	35	100	71	10																	167	
	-C	116	53	33	30	105	68	13																	155	
	-D	66	50	55	38	70	63	1																	139	
	-E	58	30	27	22	58	48	2																	95	
	-F	78	38	58	29	92	88	3																	148	
	-G	73	56	44	39	88	66	4																	141	
	-H	48	25	28	23	56	42	0																	88	
	-I	85	57	55	43	104	80	3																	166	
	-J	91	40	49	27	89	68	3																	150	
	-K	42	40	41	39	57	51	0																	103	
	-L	91	66	78	50	144	97	1																	276	
	-M	176	101	114	87	213	142	4																	396	
		1144	646	661	496	1278	973	49																		2173
COLS 46	-A	75	63	97	50	109	104	3																	186	
	-B	129	173	192	130	149	164	11																	348	
	-C	66	38	47	34	67	59	2																	125	
	-D	70	42	54	34	96	97	1																	142	
	-E	110	70	95	59	132	131	1																	219	
	-F	40	31	44	31	51	58	0																	99	
	-G	51	23	18	19	54	49	0																	75	
	-H	101	60	64	41	109	110	3																	185	
	-I	179	90	110	68	181	194	2																	302	
	-J	54	23	23	15	55	49	3																	84	
	-K	5	2	3	2	3	2	0																	7	
	-L	63	34	44	33	66	51	1																	120	
	-M	82	43	61	39	103	67	4																	170	
		1025	692	852	555	1175	1135	31																		2062

OFFICIAL RESULTS \* GENERAL ELECTION \* NOVEMBER 6, 2001

FRANKLIN COUNTY, OHIO

Offices

COLUMBUS MEM OF COUNCIL

BEXLEY AUDITOR

BEXLEY MEM OF COUNCIL

DUBLIN MEM OF COUNCIL WARD 1

	Vote For 3							Vote For 1	Vote For 3				Vote For 1							
	K E I N L	B O Y I C E N	S A I L S O E N	G A I B S O E N	S T U R I S	H A R I S	C O C R N L E A R Y	M O C R Y H A L L R Y	O A S H A L L G E H N E	R I C N S E A N N W E N	W r i t e - i n	G A R Y M A N N	Q U A L I F I C A T I O N	M I C H A E L T	M A T T P K E	J E D R I S O N	R I C K W E B B E R	A L M A S T U T Z	C A T H Y N G	
COLS 47	- A	143	66	84	47	142	132	7												234
	- B	108	39	52	28	94	79	4												152
	- C	116	48	58	31	119	112	3												186
	- D	102	32	50	29	109	106	3												167
	- E	107	47	54	35	124	107	1												177
	- F	51	25	34	17	69	63	4												100
		627	257	332	187	657	599	22												1016
COLS 48	- A	80	25	15	11	70	57	2												95
	- B	103	30	34	22	83	76	5												133
	- C	191	56	48	38	187	160	5												248
	- D	170	42	45	46	149	134	13												222
	- E	55	16	19	12	60	54	1												78
	- F	168	46	32	35	153	133	17												221
		767	215	193	164	702	614	43												997
COLS 49	- A	48	31	27	19	57	48	1												88
	- B	87	48	75	45	106	103	0												166
	- C	99	45	60	44	105	100	3												172
	- D	64	37	74	25	121	99	0												162
	- E	44	26	27	25	55	47	1												86
	- F	56	40	45	29	70	66	0												118
		398	227	308	187	514	463	5												792
COLS 50	- A	185	25	22	24	141	127	9												213
	- B	232	27	20	27	187	170	0												252
	- C	115	17	10	12	99	91	3												139
	- D	49	31	43	35	63	42	0												98
		581	100	95	98	490	430	12												702
COLS 51	- A	190	31	21	35	157	152	4												234
	- B	124	21	21	24	106	105	5												152
	- C	239	57	39	44	195	176	15												284
	- D	119	23	17	20	105	88	5												146
		672	132	98	123	563	521	29												816

Precinct Public Count

OFFICIAL RESULTS \* GENERAL ELECTION \* NOVEMBER 6, 2001

FRANKLIN COUNTY, OHIO

Offices

COLUMBUS MEM OF COUNCIL

BEXLEY AUDITOR

BEXLEY MEM OF COUNCIL

DUBLIN MEM OF COUNCIL WARD 1

	Vote For 3								Vote For 1	Vote For 3				Vote For 1											
	K E V I N L	B O Y C E N	S A I L S I O N	G A I B L E N	S T U R R I S	H A R R I S	C O R R E L L A R Y	M O C C L E A R Y	M O R R I S H A E L L G E H N E	R I C H A R D W E N	S E N A T O R I E S C H N S A E R N D B R E N W E N	W R I T E - I n	G A R R Y W A N N	Q U A R A N T A N N	M E I P C S T H A E I L N T	M A A M T P K E	J E D M O R I S O N	R I C K W E B E R	A L M A N T U T Z	A S T U T Z	C A T H I N G A				
COLS 52	-A	117	78	148	80	134	151	1																259	
	-B	134	73	128	85	127	125	2																250	
	-C	113	65	126	59	136	149	3																236	
	-D	84	32	34	26	96	78	3																129	
	-E	88	26	22	23	79	66	3																115	
	-F	113	41	63	29	114	105	3																178	
	-G	36	19	22	14	38	23	0																62	
	-H	67	24	30	23	59	52	2																98	
		752	358	573	339	783	749	17																	1327
COLS 53	-A	67	66	106	60	101	96	0																177	
	-B	68	83	122	75	94	87	3																194	
	-C	102	95	140	69	127	120	3																236	
	-D	108	70	117	59	118	118	0																216	
	-E	70	62	96	55	80	96	1																167	
	-F	25	11	13	11	27	26	1																41	
	-G	60	38	49	37	70	63	2																131	
	-H	30	13	11	14	38	25	0																46	
	-I	96	65	91	58	94	93	1																181	
		626	503	745	438	749	724	11																	1389
COLS 54	-A	99	42	55	46	90	84	1																155	
	-B	106	67	95	39	112	105	8																198	
	-C	61	40	71	42	77	71	4																132	
	-D	114	78	135	82	125	130	6																244	
	-E	79	43	81	56	92	99	0																164	
	-F	128	55	90	46	120	123	3																215	
		587	325	527	311	616	612	22																	1108
COLS 55	-A	105	24	17	28	87	86	11																139	
	-B	135	47	21	33	112	108	5																178	
	-C	145	44	32	27	140	127	6																200	
	-D	129	54	28	30	143	127	8																190	
		514	169	98	118	482	448	30																	707

Precinct  
Public  
Count

OFFICIAL RESULTS \* GENERAL ELECTION \* NOVEMBER 6, 2001  
FRANKLIN COUNTY, OHIO  
Offices

COLUMBUS MEM OF COUNCIL

BEXLEY AUDITOR

BEXLEY MEM OF COUNCIL

DUBLIN MEM OF COUNCIL WARD 1

Vote For 3							Vote For 1	Vote For 3				Vote For 1													
K	B	S	G	S	H	C	M	M	O	R	S	W	G	Q	M	E	M	J	M	R	W	A	A	C	B
E	O	A	I	T	A	O	C	A	A	I	E	r	A	U	P	P	A	E	O	I	C	A	A	A	B
V	Y	L	B	U	R	R	C	R	S	C	N	i	R	A	I	S	T	D	R	K	B	L	A	C	B
I	C	L	S	R	R	N	L	E	H	H	S	t	Y	L	H	T	T	E	I	C	B	A	A	A	B
N	E	I	O	I	S	L	E	E	A	A	E	e	W	M	A	E	P	I	S	R	E	N	T	H	I
L		E	N	S		L	A	L	L	L	R	n	A	N	E	I	K	S	O	K	B	E	T	I	N
						R	Y	L	U	G	D		N	N	L	N		N				Z	A	A	A
								N	H	H	B				T										
								E	N	N	W														

																									Precinct Public Count
COLS 56	-A	89	42	28	28	80	61	6																	127
	-B	84	30	22	24	64	58	1																	103
	-C	133	24	22	21	101	115	5																	153
	-D	123	34	20	20	111	91	3																	152
	-E	272	66	35	66	194	160	19																	313
	-F	190	47	27	50	144	117	4																	219
	-G	187	41	29	30	152	138	10																	227
	-H	154	30	18	22	135	120	5																	186
	-I	70	44	40	37	78	53	1																	127
		1302	358	241	298	1059	913	54																	1607
COLS 57	-A	56	48	44	29	79	73	5																	123
	-B	58	47	68	44	78	92	0																	138
	-C	84	50	63	38	93	91	0																	158
	-D	87	71	81	52	120	120	2																	194
	-E	41	32	30	21	46	41	0																	80
	-F	65	68	89	50	95	70	0																	167
	-G	68	47	60	37	82	86	1																	140
	-H	58	45	55	30	74	61	2																	123
	-I	50	30	40	25	52	46	0																	97
	-J	59	37	45	40	67	62	0																	114
		626	475	575	366	786	742	10																	1334
COLS 58	-A	83	49	57	32	96	88	1																	150
	-B	101	51	77	40	102	110	1																	179
	-C	47	40	54	29	55	51	0																	95
	-D	71	41	63	37	107	107	0																	154
	-E	86	62	81	49	116	112	1																	201
	-F	58	27	49	26	69	73	1																	120
	-G	69	37	50	29	85	89	0																	132
	-H	46	38	55	24	55	48	0																	111
		561	345	486	266	685	678	4																	1142
COLS 59	-A	103	103	149	75	136	132	1																	259
	-B	83	80	106	62	114	109	3																	205
	-C	82	59	78	44	99	105	0																	167
	-D	54	32	44	23	56	57	0																	103
	-E	22	13	20	10	30	25	0																	45
	-F	85	53	79	46	73	80	0																	143
		409	340	476	260	508	508	4																	922



OFFICIAL RESULTS \* GENERAL ELECTION \* NOVEMBER 6, 2001

FRANKLIN COUNTY, OHIO

Offices

COLUMBUS MEM OF COUNCIL

BEXLEY AUDITOR

BEXLEY MEM OF COUNCIL

DUBLIN MEM OF COUNCIL WARD 1

	Vote For 3							Vote For 1	Vote For 3				Vote For 1	Precinct Public Count												
	K E V I N L	B O Y C E	S A I L S I O N	G A I L B L O N	S T U R R I S	H A R R I S	C O C R R N L E E L A R Y	M O A R S H E A L L U G H N N E	O R S H A E R N D B R W E N	R I C H A R D W E N	W I T E - l i n	G A R R Y W A N N	Q U A R A L M A N N		M I C H A E L T	E P S T A T E I N	M A T T K E	L A M P K E	J E D I S O N	M O R I S O N	R I C K B E R	A L M A N T U T Z	C A T H Y N G	B O R I N G		
COLS 60	-A	107	107	159	82	147	116	0																	301	
	-B	69	44	72	38	85	74	0																		150
	-C	110	99	136	89	156	169	1																		315
	-D	90	78	127	53	130	152	0																		228
	-E	55	53	64	42	66	63	0																		125
	-F	97	130	205	107	144	157	0																		313
	-G	80	49	70	29	112	108	0																		211
		608	560	833	440	840	839	1																		1643
COLS 61	-A	72	38	86	34	107	100	1																		164
	-B	59	24	34	17	61	51	3																		89
	-C	74	25	32	26	71	62	0																		114
	-D	103	84	124	79	148	138	1																		245
		308	171	276	156	387	351	5																		612
COLS 62	-A	48	22	32	15	48	37	1																		78
	-B	72	35	42	33	61	64	1																		113
	-C	77	43	79	48	106	88	2																		173
	-D	78	45	57	38	73	61	4																		143
	-E	74	49	63	49	87	81	1																		159
	-F	71	35	49	29	84	71	4																		137
	-G	157	62	69	39	140	110	3																		216
	-H	130	57	63	41	128	120	2																		206
	-I	81	47	73	43	95	79	2																		174
		788	395	527	335	822	711	20																		1399
COLS 63	-A	124	118	192	96	173	188	0																		328
	-B	67	55	82	43	96	92	0																		158
	-C	118	111	153	95	140	142	0																		279
	-D	36	31	34	21	48	43	1																		76
	-E	36	34	50	34	53	48	0																		93
	-F	81	43	76	38	102	95	1																		170
	-G	59	43	87	49	74	71	0																		148
	-H	41	34	46	29	52	54	1																		93
	-I	28	23	19	16	31	31	1																		54
	-J	75	54	73	44	91	97	1																		166
		665	546	812	465	860	861	5																		1565

OFFICIAL RESULTS \* GENERAL ELECTION \* NOVEMBER 6, 2001  
FRANKLIN COUNTY, OHIO  
Offices

COLUMBUS MEM OF COUNCIL

BEXLEY AUDITOR

BEXLEY MEM OF COUNCIL

DUBLIN MEM OF COUNCIL WARD 1

	Vote For 3							Vote For 1	Vote For 3			Vote For 1												
	K E I N L	B O V C E L	S A I L S I O N	G A I L B L S I O N	S T U R I S	H A R R I S	C O R N L E A R Y	M O C C R E E L L R Y	O A R S H A L L E H N E	R I C H A R D W E N	S E N S E A R N D B R E N	W R I t e - i n	G A R Y W A N N	Q U A L I F I C A T I O N	M I C H A E L L T	E P S T A N A E L N	M A T T P K E	J E D I S O N	R I C K E B E R	A L M A N E T Z	A M S T U T Z	C A T H Y N G A	Precinct Public Count	
COLS 64	-A	75	41	69	34	95	104	1																168
	-B	56	59	66	47	88	78	1																161
	-C	41	48	63	50	54	51	0																120
	-D	30	38	46	33	42	37	1																86
	-E	58	45	59	37	78	63	0																138
	-F	68	88	112	69	98	103	1																201
	-G	26	21	22	14	35	25	1																59
	-H	24	21	27	24	39	36	0																68
		378	361	464	308	529	497	5																1001
COLS 65	-A	94	48	107	51	151	118	0																266
	-B	107	95	150	71	139	118	1																289
	-C	119	63	128	54	171	136	0																303
	-D	79	48	122	37	142	106	0																234
	-E	122	95	155	62	183	144	1																356
	-F	74	45	101	33	119	106	0																216
	-G	136	101	184	93	214	158	2																405
	-H	38	36	45	32	64	45	0																112
		769	531	992	433	1183	931	4																2181
COLS 66	-A	56	45	56	36	58	66	3																123
	-B	34	19	13	11	34	32	3																56
	-C	94	51	83	42	119	110	1																185
	-D	75	51	69	44	71	72	1																143
	-E	105	92	103	74	135	126	2																252
	-F	52	37	62	33	66	64	0																118
		416	295	386	240	483	470	10																877
COLS 67	-A	33	31	44	20	41	39	0																84
	-B	58	37	57	25	68	74	1																123
	-C	45	20	35	17	47	40	2																79
	-D	18	11	17	10	25	22	0																43
	-E	61	34	44	26	70	65	0																109
	-F	101	48	96	48	140	121	0																212
	-G	75	48	68	39	86	89	0																148
	-H	68	38	52	29	74	76	0																125
	-I	25	27	26	17	42	41	0																67
	-J	41	20	42	20	49	48	1																90
	-K	38	22	38	17	42	30	0																67
		563	336	519	268	684	645	4																1147

OFFICIAL RESULTS \* GENERAL ELECTION \* NOVEMBER 6, 2001  
FRANKLIN COUNTY, OHIO  
Offices

COLUMBUS MEM OF COUNCIL

BEXLEY AUDITOR BEXLEY MEM OF COUNCIL

DUBLIN MEM OF COUNCIL WARD 1

	Vote For 3							Vote For 1	Vote For 3							Vote For 1	Precinct Public Count						
	K E V I N L	B O Y C N E	S A I L S I O N	G A I L S I O N	S T U R R I S	H A R R I S	C O C R N L E A R Y	M O C C R N L E A R Y	O A R S H A E L L E H N E	R I C H S E A R N B R E W E N	W R I T E - I n	G A R Y W A N N	Q U A L M A N N	M I C H A E L T	E P S T A E I N	M A T T P K E	J E D I S O N	R I C K B E R	A L A N T U Z	A M S T U Z	C A T H Y A	B O R I N G	
COLS 68	-A	71	21	35	20	85	77	2															120
	-B	57	20	27	13	56	45	1															84
	-C	78	30	47	30	88	63	5															124
	-D	50	24	22	15	51	38	1															75
		256	95	131	78	280	223	9															403
COLS 69	-A	85	63	97	43	115	104	0															216
	-B	36	27	25	14	46	39	1															67
	-C	91	93	125	70	125	115	0															247
	-D	106	72	105	51	144	134	0															246
	-E	79	56	74	50	92	85	0															170
	-F	62	47	68	43	72	68	0															140
	-G	19	14	26	11	30	26	0															50
	-H	40	32	40	30	58	48	1															94
	-I	69	71	87	56	102	82	0															186
	-J	16	12	15	10	16	20	1															39
		603	487	662	378	800	721	3															1455
COLS 70	-A	122	75	158	69	153	170	2															282
	-B	84	74	123	72	120	134	3															218
	-C	99	78	127	70	155	160	1															254
	-D	142	125	213	113	195	219	0															370
	-E	74	48	89	49	96	99	0															163
		521	400	710	373	719	782	6															1287
COLS 71	-A	96	75	104	56	143	121	0															262
	-B	69	48	65	33	84	79	2															159
	-C	43	29	43	19	47	36	1															87
	-D	76	35	79	45	105	98	1															202
	-E	62	40	55	38	86	81	0															166
	-F	148	107	144	70	222	177	3															371
	-G	76	60	79	36	108	85	0															204
	-H	140	93	136	56	183	123	0															319
	-I	67	46	60	28	84	63	3															147
	-J	90	55	80	37	123	98	1															210
	-K	103	70	156	74	179	134	0															320
	-L	79	69	119	53	120	96	0															231
		1049	727	1120	545	1484	1171	11															2667

OFFICIAL RESULTS \* GENERAL ELECTION \* NOVEMBER 6, 2001  
FRANKLIN COUNTY, OHIO  
Offices

COLUMBUS MEM OF COUNCIL

BEXLEY AUDITOR

BEXLEY MEM OF COUNCIL

DUBLIN MEM OF COUNCIL WARD 1

	Vote For 3							Vote For 1	Vote For 3					Vote For 1										
	K E I N L	B O Y C E	S A I L I O N	G A I L S E N	S T U R I S	H A R R I S	C O R N L L E A R Y	M O R R I S	O A R S H A L L G H E N E	R I C H A R D W E N	S E N T E R I N	W I T H I N	G A R Y W A N N	Q U A L I F Y I N G	M I C H A E L L T	E P S T A N E	M A T T H E W K E N	J O H N S O N	R I C K E R	A L A N E T Z	A M S T U T Z	C A T H Y N A	B O R I N G	Precinct Public Count
COLS 72	-A	137	123	193	103	230	202	0																428
	-B	112	124	177	98	147	143	2																320
	-C	101	110	176	89	158	167	0																369
	-D	155	140	238	112	216	201	3																452
	-E	131	129	174	109	192	160	0																416
	-F	105	108	172	95	172	150	0																353
		741	734	1130	606	1115	1023	5																2338
COLS 73	-A	110	74	121	72	149	134	2																259
	-B	43	36	37	27	45	45	0																93
	-C	82	79	109	61	107	99	1																215
	-D	45	32	45	30	69	60	2																109
	-E	84	61	83	53	95	89	2																192
	-F	71	59	77	52	82	76	2																156
	-G	92	51	71	41	116	100	0																225
	-H	175	132	213	78	267	202	1																547
	-I	99	94	114	79	133	104	2																280
		801	618	870	493	1063	909	12																2076
COLS 74	-A	102	80	134	65	171	145	4																310
	-B	61	55	74	34	72	57	0																139
	-C	74	81	143	61	117	100	1																227
	-D	37	29	39	22	44	38	2																84
	-E	18	25	16	18	26	25	0																51
	-F	25	26	32	15	33	35	0																61
	-G	57	41	67	30	79	59	0																132
	-H	51	46	67	42	84	78	1																148
		425	383	572	287	626	537	8																1152
BEXLEY 1	-A								168				118	159	137	159								246
	-B								147				134	122	100	129								220
	-C								232				160	213	178	213								335
									547				412	494	415	501								801
BEXLEY 2	-A								223				227	181	173	245								370
	-B								151				110	126	122	166								211
	-C								190				122	164	156	188								260
									564				459	471	451	599								841
BEXLEY 3	-A								195				169	192	159	210								309
	-B								193				147	207	179	200								311
	-C								150				110	130	129	164								233
									538				426	529	467	574								853

OFFICIAL RESULTS \* GENERAL ELECTION \* NOVEMBER 6, 2001  
FRANKLIN COUNTY, OHIO  
Offices

COLUMBUS MEM OF COUNCIL

BEXLEY AUDITOR

BEXLEY MEM OF COUNCIL

DUBLIN MEM OF COUNCIL WARD 1

	Vote For 3								Vote For 1		Vote For 3				Vote For 1		Precinct Public Count									
	K E I N L	B O V C E L	S A I L I O E N	G A I B L S O N	S T U R R I S	H A R R I S	C O R N E L L R Y	M C C L E E L A R Y	M A R S H A L L E N E	O ' R S H A L L U G H N E	R I C H A R D W E N	S E A A R N D B R E N	W r i t e - i n	G A R Y L M A N N	Q U A R A N N	M I C H A E L L N		E L I A S O N	M L A T T P K E	J E D I S O N	R I C K K E R	W E B B E R	A L M A S T E Z	C A T H Y N G A		
<b>BEXLEY 4</b>	-A													86		91	66	76	90						138	
	-B													239		160	179	213	248							347
	-C													130		113	141	105	121							217
														455		364	386	394	459							702
<b>DUBLIN 1</b>	-A																					41	135			200
	-B																					51	67			128
	-C																					64	83			169
	-D																					40	108			165
	-E																					36	113			168
	-F																					11	76			92
	-G																					38	106			176
																						281	688			1098
<b>ABSENTEE</b>		3076	1761	2471	1486	3474	3533	0	136							111	138	136	148			19	21			10906
		3076	1761	2471	1486	3474	3533	0	136							111	138	136	148			19	21			10906
<b>DELAWARE CO</b>		70	37	60	25	93	88	0																		0
		70	37	60	25	93	88	0																		0
<b>FAIRFIELD CO</b>		280	168	207	139	339	232	6																		0
		280	168	207	139	339	232	6																		0
<b>Grand Total :</b>		45972	23092	31670	18726	50983	47781	1198	2240							1772	2018	1863	2281			300	709			

OFFICIAL RESULTS \* GENERAL ELECTION \* NOVEMBER 6, 2001

FRANKLIN COUNTY, OHIO

Offices

COLUMBUS MEM OF COUNCIL

BEXLEY AUDITOR

BEXLEY MEM OF COUNCIL

DUBLIN MEM OF COUNCIL WARD 1

Vote For 3							Vote For 1	Vote For 3				Vote For 1						
K	B	S	S	C	M	M	R	W	G	Q	M	M	J	R	W	A	A	C
E	O	A	H	O	O	O	S		A	A	E	A	E	I	E	A	A	B
V	Y	I	T	C	C	A	I		R	R	P	A	C	C	B	L	M	C
I	C	L	U	R	R	R	N		A	A	H	T	H	R	I	A	S	A
N	E	S	R	I	N	E	C		Y	R	A	T	A	E	C	N	T	T
L		E	S	S	L	L	H		W	A	E	P	E	K	E	U	T	H
		N		L	A	L	E		A	M	I	I	S	B	T	T	A	R
				Y	R	Y	N		N	N	N	N	N	E	Z	Z	H	I
						E	E				T						I	N
							N										A	G

Ward Recap

	269	119	195	98	313	321	2												Precinct Public Count
COLS 01	269	119	195	98	313	321	2												478
COLS 02	652	274	382	204	732	767	14												1108
COLS 03	471	140	145	113	455	390	14												645
COLS 04	434	116	85	86	374	319	27												557
COLS 05	553	114	71	110	449	375	45												673
COLS 06	1160	220	138	178	898	875	65												1367
COLS 07	708	150	72	104	577	526	42												884
COLS 08	385	164	197	135	448	453	10												667
COLS 09	129	71	80	47	146	147	0												234
COLS 10	943	724	849	575	1127	966	10												2016
COLS 11	392	228	426	192	550	558	1												870
COLS 12	231	85	103	48	260	239	8												382
COLS 13	458	86	58	70	361	317	26												572
COLS 14	490	151	195	113	567	551	8												749
COLS 15	136	98	120	82	185	173	3												299
COLS 16	216	101	108	80	230	233	14												372
COLS 17	761	127	120	109	608	540	56												918
COLS 18	615	239	401	199	699	672	12												1052
COLS 19	1185	597	1276	502	1480	1502	10												2399
COLS 20	441	202	397	181	517	521	7												844
COLS 21	731	420	816	351	918	984	7												1549
COLS 22	802	534	1093	463	1099	1142	1												1859
COLS 23	425	166	238	131	443	405	9												679
COLS 24	410	166	256	152	499	483	6												735
COLS 25	1239	229	178	180	1060	907	46												1471
COLS 26	385	87	79	87	326	298	31												519
COLS 27	645	284	390	252	663	667	19												1083
COLS 28	1374	442	310	249	1185	1108	61												1770
COLS 29	206	99	164	84	241	236	8												410
COLS 30	393	278	527	234	495	518	9												900
COLS 31	388	152	160	107	382	377	11												612
COLS 32	432	230	408	194	511	552	9												853
COLS 33	594	290	331	228	705	670	9												1052
COLS 34	631	313	402	261	680	630	16												1099
COLS 35	827	157	82	102	703	653	46												962
COLS 36	411	251	326	192	527	531	2												834
COLS 37	197	104	132	91	222	205	5												375
COLS 38	248	115	139	80	263	261	1												430
COLS 39	103	52	60	40	115	117	2												179
COLS 40	185	83	97	68	222	216	4												346
COLS 41	90	42	54	39	105	86	2												162
COLS 42	307	153	197	125	341	319	18												551

OFFICIAL RESULTS \* GENERAL ELECTION \* NOVEMBER 6, 2001  
FRANKLIN COUNTY, OHIO

Offices

COLUMBUS MEM OF COUNCIL

BEXLEY AUDITOR

BEXLEY MEM OF COUNCIL

DUBLIN MEM OF COUNCIL WARD 1

	Vote For 3							Vote For 1	Vote For 3				Vote For 1										
	K E I N L	B O Y C E L	S A I L I O N	G A I L B L E N	S T U R R I S	H A R R I S	C O R N E L L A R Y	M O R E L E G H N E	A R S H E A L U G H N E	R I C H A R D B R E N W E N	W R I T E - I n	G A R Y W A N N	Q U A L I F I E D A L I E S E L E C T E D	M E I L T H A E L I N	M A T T H E W K E E	J E R E M I A H S O N	R I C K E R	A L M A N T U T Z	A M A N T U T Z	C A T H Y N G A	B O R I N G A		
COLS 43	355		248		434		217	460	476	5													806
COLS 44	1057		444		377		312	1014	862	40													1583
COLS 45	1144		646		661		496	1278	973	49													2173
COLS 46	1025		692		852		555	1175	1135	31													2062
COLS 47	627		257		332		187	657	599	22													1016
COLS 48	767		215		193		164	702	614	43													997
COLS 49	398		227		308		187	514	463	5													792
COLS 50	581		100		95		98	490	430	12													702
COLS 51	672		132		98		123	563	521	29													816
COLS 52	752		358		573		339	783	749	17													1327
COLS 53	626		503		745		438	749	724	11													1389
COLS 54	587		325		527		311	616	612	22													1108
COLS 55	514		169		98		118	482	448	30													707
COLS 56	1302		358		241		298	1059	913	54													1607
COLS 57	626		475		575		366	786	742	10													1334
COLS 58	561		345		486		266	685	678	4													1142
COLS 59	409		340		476		260	508	508	4													922
COLS 60	608		560		833		440	840	839	1													1643
COLS 61	308		171		276		156	387	351	5													612
COLS 62	788		395		527		335	822	711	20													1399
COLS 63	665		546		812		465	860	861	5													1565
COLS 64	378		361		464		308	529	497	5													1001
COLS 65	769		531		992		433	1183	931	4													2181
COLS 66	416		295		386		240	483	470	10													877
COLS 67	563		336		519		268	684	645	4													1147
COLS 68	256		95		131		78	280	223	9													403
COLS 69	603		487		662		378	800	721	3													1455
COLS 70	521		400		710		373	719	782	6													1287
COLS 71	1049		727		1120		545	1484	1171	11													2667
COLS 72	741		734		1130		606	1115	1023	5													2338
COLS 73	801		618		870		493	1063	909	12													2076
COLS 74	425		383		572		287	626	537	8													1152
BEXLEY 1												547		412	494	415	501						801
BEXLEY 2												564		459	471	451	599						841
BEXLEY 3												538		426	529	467	574						853
BEXLEY 4												455		364	386	394	459						702
DUBLIN 1																			281	688			1098
ABSENTEE	3076	1761	2471	1486	3474	3533	0	136						111	138	136	148	19	21				10906
DELAWARE CO	70	37	60	25	93	88	0																0
FAIRFIELD CO	280	168	207	139	339	232	6																0
	45972	23092	31670	18726	50983	47781	1198	2240						1772	2018	1863	2281	300	709				

Ward Recap

Precinct  
Public  
Count

OFFICIAL RESULTS \* GENERAL ELECTION \* NOVEMBER 6, 2001  
FRANKLIN COUNTY, OHIO  
Offices

DUBLIN MEM OF COUNCIL WARD 2    DUBLIN MEM OF COUNCIL WARD 3    DUBLIN MEM OF COUNCIL WARD 4    GAHANNA MEM OF COUNCIL WARD 1    GAHANNA MEM OF COUNCIL WARD 2    GAHANNA MEM OF COUNCIL WARD 3    GAHANNA MEM OF COUNCIL WARD 4

Vote For 1	Vote For 1	Vote For 1	Vote For 1	Vote For 1	Vote For 1	Vote For 1							
A S M A Y L A Y	P D A U M O U C H E L L	J R O E N N E R	B A O D A M E K	E G L E H L E	T L I C K L I D E R	J M O C H A N L I S T E R	M S I C H I A R E T Z I N G	R K O E L B E L E Y W	D S O H N E A P L H E R D	B S E T C I N C H C O M L L B	W r i t e - i n	J K A C K K P A T R I C	D P E B R A N E A

												Precinct Public Count
DUBLIN 2	-A	124										172
	-B	55										72
	-C	84										98
	-D	48										63
	-E	119										164
	-F	79										104
	-G	67										84
	-H	13										19
		<u>589</u>										776
DUBLIN 3	-A		33	69								114
	-B		72	86								173
	-C		76	104								196
	-D		34	60								117
			<u>215</u>	<u>319</u>								600
DUBLIN 4	-A				112	11	108					235
	-B				53	7	57					125
	-C				48	30	91					174
	-D				86	25	111					240
	-E				61	22	111					214
	-F				76	6	66					153
					<u>436</u>	<u>101</u>	<u>544</u>					1141
GAHANNA 1	-A							86	85			187
	-B							72	92			170
	-C							161	77			263
	-D							106	62			176
	-E							92	64			182
	-F							55	44			107
								<u>572</u>	<u>424</u>			1085
GAHANNA 2	-A								90	31		136
	-B								83	66		196
	-C								131	112		258
	-D								74	33		120
	-E								116	77		222
	-F								21	22		55
									<u>515</u>	<u>341</u>		987





OFFICIAL RESULTS \* GENERAL ELECTION \* NOVEMBER 6, 2001

FRANKLIN COUNTY, OHIO

Offices

DUBLIN MEM OF COUNCIL WARD 2	DUBLIN MEM OF COUNCIL WARD 3	DUBLIN MEM OF COUNCIL WARD 4	GAHANNA MEM OF COUNCIL WARD 1	GAHANNA MEM OF COUNCIL WARD 2	GAHANNA MEM OF COUNCIL WARD 3	GAHANNA MEM OF COUNCIL WARD 4								
Vote For 1	Vote For 1	Vote For 1	Vote For 1	Vote For 1	Vote For 1	Vote For 1	Vote For 1	Vote For 1	Vote For 1	Vote For 1	Vote For 1	Vote For 1	Vote For 1	Vote For 1
A S M A Y L A Y	P D A U M O U C H E L L	J R O E H I N N E R G R	B O D A M E K	E G L I Z A B E T H	T L E C K L I D E R	J M O C H A L L I S T E R	M S I C H I A R E T Z I N G	R K O E B L E L E Y W	D S O H N E A P L H E R D	B S E T C I K N Y C H C O M L M L B	W r i t e - i n	J A C K K	K I R K P A T R I C	D E B R A A
589	215	319	436	101	544	572	424	515	341	0	81	589	913	
32	10 297	30 450	23	16	31	37	33	38	15	0	0	40	35	
<b>621</b>	<b>522</b>	<b>799</b>	<b>465</b>	<b>117</b>	<b>585</b>	<b>609</b>	<b>457</b>	<b>553</b>	<b>356</b>	<b>0</b>	<b>81</b>	<b>629</b>	<b>948</b>	

Ward Recap

DUBLIN 2  
DUBLIN 3  
DUBLIN 4  
GAHANNA 1  
GAHANNA 2  
GAHANNA 3  
GAHANNA 4  
ABSENTEE  
DELAWARE CO  
UNION CO

Precinct  
Public  
Count  
776  
600  
1141  
1085  
987  
1041  
1618  
10906  
0  
0

OFFICIAL RESULTS \* GENERAL ELECTION \* NOVEMBER 6, 2001  
FRANKLIN COUNTY, OHIO  
Offices

GRANDVIEW HEIGHTS MEM OF COUNCIL

GROVE CITY MEM OF COUNCIL-AT-LG

GROVE CITY MEM OF COUNCIL WARD 1

GROVE CITY MEM OF COUNCIL WARD 3

	Vote For 4										Vote For 1		Vote For 1		Vote For 1		Precinct Public Count									
	K E L L E Y	F I L A N Y	O M A R	G A N O O M	D A V I D	J A C K S O N	B L A W H E A D	L A W H E A D	N A A N C H E R	P A R K E R	F R A N Z A C K	S L A N I T H	D S M I T H	S T E V E	W R I T E - I n	W A R R E N		G A R R E T	W S I L X T O N	V A A U G H N	R A A N D Y	S E Y M O U R	S T E V E N T T	R O B E R T Y	H A B L E Y	
GRANDVIEW	- A	223	202	216	158	147	148	254	174	208																520
	- B	165	135	163	108	91	105	151	130	161																353
	- C	194	138	174	146	129	106	155	115	143																376
	- D	221	95	218	90	90	134	123	110	147																347
	- E	128	99	116	98	107	61	108	82	83																273
		931	669	887	600	564	554	791	611	742																1869
GROVE CITY 1	- A															76	98	86	85							196
	- B															96	67	81	75							175
	- C															111	130	161	89							269
	- D															13	25	15	22							43
																296	320	343	271							683
GROVE CITY 2	- A															101	89									205
	- B															106	97									218
	- C															64	83									160
																271	269									583
GROVE CITY 3	- A															113	99						102	116		231
	- B															164	198						151	222		388
	- C															147	138						130	160		304
	- D															95	142						103	155		267
	- E															56	107						79	90		186
	- F															147	140						161	136		304
	- G															118	148						108	165		283
																840	972						834	1044		1963
GROVE CITY 4	- A															87	77									178
	- B															103	96									211
	- C															51	68									128
	- D															72	92									182
	- E															90	71									179
																403	404									878
ABSENTEE		52	51	44	49	37	38	36	43	0	155	156	18	20	55	86										10906
		52	51	44	49	37	38	36	43	0	155	156	18	20	55	86										10906
<b>Grand Total :</b>		983	720	931	649	601	592	827	654	742	1965	2121	361	291	889	1130										

OFFICIAL RESULTS \* GENERAL ELECTION \* NOVEMBER 6, 2001  
FRANKLIN COUNTY, OHIO  
Offices

GRANDVIEW HEIGHTS MEM OF COUNCIL

GROVE CITY MEM  
OF COUNCIL-AT-LG

GROVE CITY MEM  
OF COUNCIL WARD  
1

GROVE CITY MEM  
OF COUNCIL WARD  
3

Vote For 4										Vote For 1		Vote For 1		Vote For 1											
K E L E N Y	F I L A E N	O M A N R O M	G A N O M	D A V I D	J A C K S O N	B I L L H E A D	L A W L H E A D	N A N C Y R	P A R K E R J O	F R A N Z A C K	S L A E N Z A C K	D A M I T E H L	S T E V E J A S I N S	W R I T E - I n	W A R R E N E	G A R R E T T E	W I L L I A M	V A U D I N	R A E D M O U R	S E Y O U R	S T E V E N T	B E N J A M I N	R O B E R T E R E T T	H A T L E Y	
931	669	887	600	564	554	791	611	742							296	320	343	271							
															271	269									
															840	972						834		1044	
															403	404									
															155	156	18	20	55	86					
52	51	44	49	37	38	36	43	0																	
983	720	931	649	601	592	827	654	742							1965	2121	361	291	889	1130					

Ward Recap

GRANDVIEW  
GROVE CITY 1  
GROVE CITY 2  
GROVE CITY 3  
GROVE CITY 4  
ABSENTEE

Precinct  
Public  
Count

1869  
683  
583  
1963  
878  
10906

OFFICIAL RESULTS \* GENERAL ELECTION \* NOVEMBER 6, 2001

FRANKLIN COUNTY, OHIO

Offices

HILLIARD MEM OF COUNCIL (FT)

HILLIARD MEM OF COUNCIL (UTE1-5-04)

REYNOLDSBURG AUDITOR

REYNOLDSBURG MEM OF COUNCIL-AT-LG

	Vote For 4						Vote For 1	Vote For 1	Vote For 3					Precinct Public Count
	(REP)	(REP)	(REP)	(REP)	(REP)	(REP)	(REP)	(REP)	(REP)	(REP)	(DEM)			
	S U S A A N	M I O K P E E	H I E R R A T H	S K T Y A R G E L	J U T W T L L Y A M I I	D S O C H N H O N H A R D T	H W O H W I A T R N D E Y	L B A E O U G H E R	J D O U G H A N N	W H I L L I S A M L	R S O T A K E	P S R T E S A T I O N S		
HILLIARD 1	- A	61	54	52	42	54	55						99	
	- B	120	101	98	66	110	122						165	
	- C	152	137	134	81	160	163						223	
	- D	113	122	110	54	119	137						156	
		446	414	394	243	443	477						643	
HILLIARD 2	- A	159	148	147	66	150	176						234	
	- B	198	180	179	86	212	206						274	
	- C	195	175	183	121	207	221						302	
	- D	162	153	142	67	160	162						223	
		714	656	651	340	729	765						1033	
HILLIARD 3	- A	63	54	58	57	58	70						102	
	- B	97	91	89	90	95	115						169	
	- C	65	50	55	70	64	69						116	
	- D	138	117	112	70	104	148						190	
		363	312	314	287	321	402						577	
HILLIARD 4	- A	150	133	134	98	143	156						224	
	- B	139	135	132	139	139	183						234	
	- C	132	116	105	90	119	139						206	
	- D	137	128	123	81	122	142						200	
	- E	100	99	99	112	100	120						180	
		658	611	593	520	623	740						1044	
REYNS 1	- A							113	70	50	80	61	108	176
	- B							177	105	88	109	135	99	229
	- C							80	53	43	44	47	52	120
	- D							119	91	51	101	88	81	177
	- E							224	133	124	152	185	164	318
								713	452	356	486	516	504	1020
REYNS 2	- A							185	116	84	113	141	84	226
	- B							89	58	52	51	55	54	122
	- C							81	45	49	45	59	42	108
	- D							129	74	73	89	103	84	179
	- E							117	70	62	67	80	63	148
	- F							119	88	63	92	81	81	166
								720	451	383	457	519	408	949

OFFICIAL RESULTS \* GENERAL ELECTION \* NOVEMBER 6, 2001  
FRANKLIN COUNTY, OHIO  
Offices

HILLIARD MEM OF COUNCIL (FT)

HILLIARD MEM OF COUNCIL  
(UTE1-5-04)

REYNOLDSBURG AUDITOR

REYNOLDSBURG MEM OF COUNCIL-AT-LG

		Vote For 4					Vote For 1	Vote For 1	Vote For 3					Precinct Public Count
		(REP)	(REP)	(REP)	(REP)	(REP)	(REP)	(REP)	(REP)	(REP)	(REP)	(DEM)		
		S B U O S G A A N N	M C I O K P E E	K H I E R R K A T H	S S K T Y A R R G E L	J U T T W T I L L E I , A M I	D S O C N H O N H A R D T	H W O H W I A T R N D E Y	L B A E N O E U J H G H E R	J D O U H G N A N	W H I I L L L L I S A M L	R S O T N A K E	P S R T E E S A T R O N S	
REYNS 3	- A						102	59	60	65	71	73	138	
	- B						144	91	89	110	95	85	196	
	- C						137	105	64	99	93	79	180	
	- D						134	87	78	96	89	80	192	
	- E						96	68	65	73	62	50	123	
							613	410	356	443	410	367	829	
REYNS 4	- A						74	44	36	53	46	50	95	
	- B						65	33	41	46	45	47	94	
	- C						121	73	78	81	88	57	161	
	- D						122	77	79	83	86	71	162	
	- E						39	33	23	29	25	25	57	
							421	260	257	292	290	250	569	
ABSENTEE		113	104	103	82	96	120	143	89	91	100	111	116	10906
		113	104	103	82	96	120	143	89	91	100	111	116	10906
FAIRFIELD CO							22	22	18	7	14	11	9	0
							22	18	7	14	11	9	0	
LICKING CO							659	427	363	422	501	427	0	
							659	427	363	422	501	427	0	
<b>Grand Total :</b>		<b>2294</b>	<b>2097</b>	<b>2055</b>	<b>1472</b>	<b>2212</b>	<b>2504</b>	<b>3291</b>	<b>2107</b>	<b>1813</b>	<b>2214</b>	<b>2358</b>	<b>2081</b>	



OFFICIAL RESULTS \* GENERAL ELECTION \* NOVEMBER 6, 2001  
FRANKLIN COUNTY, OHIO  
Offices

UPPER ARLINGTON MEM OF COUNCIL      WESTERVILLE MEM OF COUNCIL      WHITEHALL MEM OF COUNCIL WARD 1      WHITEHALL MEM OF COUNCIL WARD 2      WHITEHALL MEM OF COUNCIL WARD 3      WHITEHALL MEM OF COUNCIL WARD 4

	Vote For 4				Vote For 4				Vote For 1		Vote For 1		Vote For 1		Vote For 1		Precinct Public Count																			
	J E F R E Y A	K U R Z A	L I D A E J	M A N G R E P T H E T	C L A R K H P E T	P R I A I M S R E	J A M E S R E	W A I M S R E	A N N E Z A L E S	G O N N Z A L E S	M I C H A E L	H E C K	B I L L E L D	H I G H L E D	T E R R E L L E N N E	W E I R E R E B R E N N E		C H R I S T I A N R E G U E Z	R O D R I G U E Z	J A C O B I A N R E G U E Z	T H O M A S J O H N L Y N	B R A D L E Y	J O H N L Y N	W A L T E R J	S A U L E L J	L A U R E N C E H	K E N N E D A U C H	T O M M Y R	S H A R E E Y N	H A R I S O N	M A R T I N Y	N E E L S O N				
UP ARL 1	-A	204	242	214	210																															356
	-B	192	235	180	194																															361
	-C	155	169	164	161																															257
	-D	132	145	132	130																															246
	-E	219	237	224	224																															407
	-F	219	223	221	209																															338
		1121	1251	1135	1128																															1965
UP ARL 2	-A	238	280	249	234																															413
	-B	103	114	110	107																															154
	-C	167	181	176	172																															282
	-D	241	265	257	234																															433
	-E	144	149	139	136																															266
		893	989	931	883																															1548
UP ARL 3	-A	220	237	237	223																															388
	-B	141	158	137	138																															263
	-C	192	200	187	195																															325
	-D	226	244	243	233																															391
	-E	156	148	145	150																															258
		935	987	949	939																															1625
UP ARL 4	-A	143	158	155	140																															264
	-B	210	214	197	191																															343
	-C	147	157	151	145																															251
	-D	151	157	161	156																															260
	-E	217	236	231	209																															395
		868	922	895	841																															1513
UP ARL 5	-A	229	236	231	219																															370
	-B	207	207	219	198																															339
	-C	176	205	187	172																															316
	-D	137	144	146	141																															247
	-E	118	129	126	123																															204
	-F	210	217	240	236																															353
		1077	1138	1149	1089																															1829



OFFICIAL RESULTS \* GENERAL ELECTION \* NOVEMBER 6, 2001  
FRANKLIN COUNTY, OHIO  
Offices

	UPPER ARLINGTON MEM OF COUNCIL				WESTERVILLE MEM OF COUNCIL				WHITEHALL MEM OF COUNCIL WARD 1	WHITEHALL MEM OF COUNCIL WARD 2	WHITEHALL MEM OF COUNCIL WARD 3	WHITEHALL MEM OF COUNCIL WARD 4														
	Vote For 4				Vote For 4				Vote For 1	Vote For 1	Vote For 1	Vote For 1														
	J E F R E Y	K U R Z	L I N D G E R J	M A U D G E R	C L A R K P E T T	P R A I S E R E	J A M E S R E	W I N F R E E	A N N E Z A L E S	G O N N E Z A L E S	M I C H A E L H E C K E L	B I L L H E L L D	T E R R E L E N N E	C H R I S T I A N R I G U E Z	J A C Q U E L Y N	B R I A N A N	W A L T E R J	S U R A L J	L E O N O B L A U C H	T O M M E R	P O T T E R	S H A C E O N	H A S S O N	M A R T I N A R L S O N	Precinct Public Count	
UP ARL 6	-A	245	245	238	235																					403
	-B	165	176	185	177																					269
	-C	194	206	196	200																					338
	-D	169	161	183	172																					282
	-E	218	225	224	215																					330
	-F	169	177	192	174																					284
	-G	200	203	212	201																					329
		1360	1393	1430	1374																					2235
WESTV 1	-A					129	138	152	137																	221
	-B					156	149	156	149																	246
	-C					140	145	148	129																	217
	-D					143	135	151	137																	239
	-E					167	158	155	153																	232
						735	725	762	705																	1155
WESTV 2	-A					142	155	144	148																	225
	-B					116	119	120	111																	188
	-C					140	150	142	133																	238
	-D					146	183	166	134																	241
	-E					153	167	159	154																	254
	-F					131	153	150	127																	250
	-G					210	233	215	202																	345
						1038	1160	1096	1009																	1741
WESTV 3	-A					137	144	141	131																	230
	-B					113	114	117	101																	186
	-C					81	80	83	80																	131
	-D					121	113	119	110																	192
	-E					67	65	68	60																	114
						519	516	528	482																	853
WESTV 4	-A					164	196	169	148																	242
	-B					144	162	150	130																	228
	-C					196	219	187	176																	287
	-D					219	235	197	188																	323
						723	812	703	642																	1080

OFFICIAL RESULTS \* GENERAL ELECTION \* NOVEMBER 6, 2001  
FRANKLIN COUNTY, OHIO  
Offices

UPPER ARLINGTON MEM OF COUNCIL					WESTERVILLE MEM OF COUNCIL				WHITEHALL MEM OF COUNCIL WARD 1		WHITEHALL MEM OF COUNCIL WARD 2		WHITEHALL MEM OF COUNCIL WARD 3		WHITEHALL MEM OF COUNCIL WARD 4		Precinct Public Count	
Vote For 4					Vote For 4				Vote For 1		Vote For 1		Vote For 1		Vote For 1			
J E F R E Y A	K U R Z Y	L I N D A J	M A N U G E R	C P L A I R T K C H P E T T	J W A I M N E F R E E	A G N N Z A L E S	M H I C H A E L A C K E L	B H I L L G H L F I E L D	T W E I R R E N R E B R Y L E N N E	C H R I S T O P H E R E Z	J T A H O M A S R I C K O M P U T E R S O N	B J R A Y I A N	W S A L R A L T E R J	L E N O B L A U C H	T O M M O T T E R	S H A R L O T A S S O N E Y	M A R L S O N T Y O N	
WESTV 5	-A					166	173	189	171									259
	-B					80	73	73	73									129
	-C					119	128	132	116									195
	-D					125	120	131	125									224
	-E					205	216	232	195									347
						<u>695</u>	<u>710</u>	<u>757</u>	<u>680</u>									1154
WHITEHALL 1	-A									17	33							55
	-B									63	55							120
	-C									157	65							226
										<u>237</u>	<u>153</u>							401
WHITEHALL 2	-A											55	78					137
	-B											55	113					173
	-C											45	83					133
												<u>155</u>	<u>274</u>					443
WHITEHALL 3	-A													59	70			134
	-B													72	77			152
	-C													60	41			106
	-D													79	101			187
														<u>270</u>	<u>289</u>			579
WHITEHALL 4	-A															83	42	134
	-B															69	47	121
	-C															79	24	123
																<u>231</u>	<u>113</u>	378
ABSENTEE		429	440	444	421	193	204	217	186	20	8	11	14	20	11	22	9	10906
		<u>429</u>	<u>440</u>	<u>444</u>	<u>421</u>	<u>193</u>	<u>204</u>	<u>217</u>	<u>186</u>	<u>20</u>	<u>8</u>	<u>11</u>	<u>14</u>	<u>20</u>	<u>11</u>	<u>22</u>	<u>9</u>	<u>10906</u>
DELAWARE CO						802	717	693	615									0
						<u>802</u>	<u>717</u>	<u>693</u>	<u>615</u>									0
<b>Grand Total :</b>		<u>6683</u>	<u>7120</u>	<u>6933</u>	<u>6675</u>	<u>4705</u>	<u>4844</u>	<u>4756</u>	<u>4319</u>	<u>257</u>	<u>161</u>	<u>166</u>	<u>288</u>	<u>290</u>	<u>300</u>	<u>253</u>	<u>122</u>	

OFFICIAL RESULTS \* GENERAL ELECTION \* NOVEMBER 6, 2001  
FRANKLIN COUNTY, OHIO  
Offices

UPPER ARLINGTON MEM OF COUNCIL    WESTERVILLE MEM OF COUNCIL    WHITEHALL MEM OF COUNCIL WARD 1    WHITEHALL MEM OF COUNCIL WARD 2    WHITEHALL MEM OF COUNCIL WARD 3    WHITEHALL MEM OF COUNCIL WARD 4

	Vote For 4				Vote For 4				Vote For 1		Vote For 1		Vote For 1		Vote For 1																				
	J E F R E Y A	K U Z A	L I D A E J	M A N G E R	C L R A I R T C H E P E T T	P R I A I M N S R E	J A I M N S R E	W I N N E S	A G N N E S	G O N N E S	M I C H A E L	H E Y E A C K L	B I L L L E D	H I G H L I E L D	T E I R R E Y B R E L E N N E	W I N N E S	C H R I S T I A N S I G U R E Z	R O D R I G U E Z	J A H C O M P U T E R Y N	T H O M A S S O N L Y N	B R I A N A N	J A Y A N	W A L T E R J	S A U L E L	L E O O B L A U C H	K E N N E D B L A U C H	T O M M Y R	P O L T E R Y N	S T A C E O Y N	H A S S O N	M A R T I N S O N				
UP ARL 1	1121		1251		1135		1128																											1965	
UP ARL 2	893		989		931		883																											1548	
UP ARL 3	935		987		949		939																											1625	
UP ARL 4	868		922		895		841																											1513	
UP ARL 5	1077		1138		1149		1089																											1829	
UP ARL 6	1360		1393		1430		1374																											2235	
WESTV 1									735		725		762		705																			1155	
WESTV 2									1038		1160		1096		1009																				1741
WESTV 3									519		516		528		482																				853
WESTV 4									723		812		703		642																				1080
WESTV 5									695		710		757		680																				1154
WHITEHALL 1																	237	153																401	
WHITEHALL 2																			155	274														443	
WHITEHALL 3																										270	289							579	
WHITEHALL 4																																		378	
ABSENTEE	429		440		444		421		193		204		217		186		20	8		11		14		20		11			231	113				10906	
DELAWARE CO									802		717		693		615																			0	
	6683		7120		6933		6675		4705		4844		4756		4319		257	161		166		288		290		300		253	122						

Ward Recap

Precinct  
Public  
Count



OFFICIAL RESULTS \* GENERAL ELECTION \* NOVEMBER 6, 2001

FRANKLIN COUNTY, OHIO

Offices

WORTHINGTON MEM OF COUNCIL

BRICE MEM OF COUNCIL

CANAL WINCHESTER MEM OF COUNCIL

Vote For 4						Vote For 4				Vote For 4				Precinct Public Count
G C O U M A R T N E Y	T D H I E O M T A R S I C W H	M D I U K F E Y	L O O R E Y	D H O O L G M L E S J	D T O U L G B O T T	A C D O A M P L T O N	L C E O M W I P S T O N E N	K E V A N N N N S T H A	C L H O R N I B S E R T R I G I N E R A R	J B O H N D E R	R D E E K I C E D S	B M O E R B S I H O N	F S R T E A N U C E E S	
						15	16	14	14	989	883	872	901	1683
CAN WINCH														130
TRURO														1662
WORTH 1	717	851	689	769	903	578								1267
WORTH 2	509	485	583	547	606	443								1737
WORTH 3	855	894	643	896	931	528								1289
WORTH 4	614	626	522	620	534	435								10906
ABSENTEE	286	300	224	296	247	126	1	1	1	1	62	54	48	53
FAIRFIELD CO										83	76	62	58	0
	2981	3156	2661	3128	3221	2110	16	17	15	15	1134	1013	982	1012

Ward Recap

CAN WINCH  
TRURO  
WORTH 1  
WORTH 2  
WORTH 3  
WORTH 4  
ABSENTEE  
FAIRFIELD CO

OFFICIAL RESULTS \* GENERAL ELECTION \* NOVEMBER 6, 2001  
FRANKLIN COUNTY, OHIO  
Offices

GROVEPORT MEM OF COUNCIL

HARRISBURG MEM OF COUNCIL  
LOCKBOURNE MEM OF COUNCIL

	Vote For 4				Vote For 4		Vote For 4						Precinct Public Count
	D D	D K	E R	J S	D G	K W	S B	M C	R C	J M	R M	T W	
	OR	AN	DA	IT	OI	EH	TO	IH	AO	OJ	IO	HE	
	NU	NO	RE	MA	NB	NE	EO	KE	LO	HJ	CO	EL	
	NR	DE	EY	EB	AS	TE	VT	EA	PN	NU	HR	OK	
	AY	EY		BL	LO	LE	EH	DL	HN	UN	AE	DR	
				LR	DN	LR	NE	LE		CK	RD	OR	
					A			E	S	IN	RS	RE	
											RR		L
GROVEPORT	-A	150	154	166	142								249
	-B	127	124	146	118								195
	-C	98	98	126	96								177
		<u>375</u>	<u>376</u>	<u>438</u>	<u>356</u>								621
HARRISBURG					44	40							63
					44	40							63
LOCKBOURNE							39	34	29	23	37	38	66
							39	34	29	23	37	38	66
ABSENTEE		57	49	66	50	1	0	7	7	3	4	6	10906
		<u>57</u>	<u>49</u>	<u>66</u>	<u>50</u>	<u>1</u>	<u>0</u>	<u>7</u>	<u>7</u>	<u>3</u>	<u>4</u>	<u>6</u>	10906
PICKAWAY CO					1	1							0
					1	1							0
<b>Grand Total :</b>		<u>432</u>	<u>425</u>	<u>504</u>	<u>406</u>	<u>46</u>	<u>41</u>	<u>46</u>	<u>41</u>	<u>32</u>	<u>27</u>	<u>43</u>	<u>44</u>

OFFICIAL RESULTS \* GENERAL ELECTION \* NOVEMBER 6, 2001

FRANKLIN COUNTY, OHIO

Offices

GROVEPORT MEM OF COUNCIL

HARRISBURG MEM OF COUNCIL  
LOCKBOURNE MEM OF COUNCIL

Vote For 4				Vote For 4		Vote For 4					
DORR NUN RAY	DK ANN NDE	ER DARE Y	J S I T M A E B L E R	D G O I N B A S T L O N D N A	K W E H N E T E L L E R	S B T O E O V T H E N E	M C I H K E A D D L E	R C A O L O N P N H S	J M O C H J N U N C K I N	R M F O C O H R E A R D S R R	T W H A L E L O K E D O R E L
375	376	438	356	44	40	39	34	29	23	37	38
57	49	66	50	1	0	7	7	3	4	6	6
<u>432</u>	<u>425</u>	<u>504</u>	<u>406</u>	<u>46</u>	<u>41</u>	<u>46</u>	<u>41</u>	<u>32</u>	<u>27</u>	<u>43</u>	<u>44</u>

Ward Recap

GROVEPORT  
HARRISBURG  
LOCKBOURNE  
ABSENTEE  
PICKAWAY CO

Precinct  
Public  
Count

621  
63  
66  
10906  
0

OFFICIAL RESULTS \* GENERAL ELECTION \* NOVEMBER 6, 2001  
FRANKLIN COUNTY, OHIO  
Offices

MARBLE CLIFF MEM OF COUNCIL

MINERVA PARK  
MEM OF COUNCIL

NEW ALBANY MEM OF COUN (FT)

NEW ALBANY MEM  
OF COUN  
(UTE12-31-03)

NEW ROME MAYOR  
(UTE12-31-03)

	Vote For 4						Vote For 4						Vote For 1					Vote For 1	Precinct Public Count
	M A T T H E W P	C I N C H I O W N E P	A J N E W E L	J K E I N F R E Y A	L M Y U R N R D R A A Y	D R A O V A I R K	J S A A M V E A G E S G E	P P A A M R K E K L - C U R R Y	N F A E N R C G Y U S I O N	G M L A Y R D S H E H A	M M I O K T E T	T T H O N E M E F S F N	S P L E E V A S N I C K	J M A U R E L L E S L E R W R J					
MARBLE CLIFF	91	122	90	123	107	83										202			
	91	122	90	123	107	83										202			
MINERVA PARK							308									419			
							308									419			
NEW ALBANY									215	237	227	202	232			382			
- A									236	207	219	205	230			446			
- B									346	296	316	320	362			579			
- C									797	740	762	727	824			1407			
PRAIRIE															4	159			
- F															4	159			
ABSENTEE	14	13	10	14	14	13	20		41	44	44	46	44		2	10906			
	14	13	10	14	14	13	20		41	44	44	46	44		2	10906			
<b>Grand Total :</b>	<b>105</b>	<b>135</b>	<b>100</b>	<b>137</b>	<b>121</b>	<b>96</b>	<b>328</b>		<b>838</b>	<b>784</b>	<b>806</b>	<b>773</b>	<b>868</b>	<b>6</b>					



OFFICIAL RESULTS \* GENERAL ELECTION \* NOVEMBER 6, 2001  
FRANKLIN COUNTY, OHIO  
Offices

MARBLE CLIFF MEM OF COUNCIL

MINERVA PARK  
MEM OF COUNCIL

NEW ALBANY MEM OF COUN (FT)

NEW ALBANY MEM  
OF COUN  
(UTE12-31-03)

NEW ROME MAYOR  
(UTE12-31-03)

Vote For 4							Vote For 4							Vote For 1					Vote For 1		Precinct Public Count					
M	C	A	J	J	K	L	M	D	R	J	S	P	P	N	F	G	M	M	M	T		T	S	P	J	M
A	I	N	E	E	I	Y	U	A	O	A	A	A	A	A	E	L	A	I	O	H	A	T	L	A	U	
T	C	N	W	F	N	N	R	V	A	M	V	M	R	N	R	Y	R	K	T	O	N	E	E	E	L	
H	I	E	L	R	G	D	R	I	R	E	A	E	K	C	G	D	S	E	T	M	E	V	A	M	E	
E	O			R	E	A	A	D	K	S	G	E	L	Y	U	E	H			A	F	E	S	N	E	
W	N			Y		Y				E		A	C	S						S	F	N	I	R		
E													U	I	O	A				N		C	K	W		
P				A									R	N										J		
													Y													
91		122		90		123		107		83		308		797		740		762		727		824			202	
																										419
																										1407
14		13		10		14		14		13		20		41		44		44		46		44		4		159
105		135		100		137		121		96		328		838		784		806		773		868		2		10906
																								6		

Ward Recap

MARBLE CLIFF  
MINERVA PARK  
NEW ALBANY  
PRAIRIE  
ABSENTEE



OFFICIAL RESULTS \* GENERAL ELECTION \* NOVEMBER 6, 2001  
FRANKLIN COUNTY, OHIO  
Offices

OBETZ MEM OF COUNCIL

RIVERLEA MEM OF COUNCIL

URBANCREST MEM OF COUNCIL

Vote For 4							Vote For 4				Vote For 4				Precinct Public Count														
J E R R Y	B R O W N	S H E N D I L E R S O N	H E N R I E O O K	B O N N I E O O K	K E U L L Y I N S	M L L Y I N S	K A U L D L E Y	P L E Y	E S T H E R A R M T	R I N T H E R A R M T	J A R M I E P L E T T	M A U R Y J O	C R S A C J O	R E A G I N S A L D M		D A V I D	M O V I R D E	J O H N A R	S H A R E	D E A B O N H A N L A	J O H N A L L	S M I T H A E L L	M O N T G O M E R Y C O L L E	S M I T H A E L L	W R I T E I N G				
374	311	271	265	286	275	373							168	147	155	150													686
21	10	15	4	10	20	21							13	16	14	14													238
395	321	286	269	296	295	394							181	163	169	164													94
																													10906

Ward Recap

OBETZ  
RIVERLEA  
URBANCREST  
ABSENTEE

OFFICIAL RESULTS \* GENERAL ELECTION \* NOVEMBER 6, 2001  
 FRANKLIN COUNTY, OHIO  
 Offices

VALLEYVIEW MEM OF COUNCIL

Vote For 4											
L B	C D	C E	R G	J M	J O	R S	W S	C S	I W	W	
A L	H A	A A	A R	A O	U '	I H	I I	R M	R H	r	
R A	R V	D D	Y A	C R	D B	C U	L M	A I	E I	t	
R K	I I	E D	L V	K G	Y R	H S	L S	I T	N T	e	
Y E	S S	N Y	E S	B N	A I	A T	I A	G H	E E	-	
	T O	I S	E		A E	R E	A			n	
	P H				N	D R	A	C			
	E										
VALLEYVIEW	46	23	119	125	109	96	38	18	68	115	67
ABSENTEE	3	2	5	6	8	8	4	4	6	8	0
<b>Grand Total :</b>	<b>49</b>	<b>25</b>	<b>124</b>	<b>131</b>	<b>117</b>	<b>104</b>	<b>42</b>	<b>22</b>	<b>74</b>	<b>123</b>	<b>67</b>

Precinct  
 Public  
 Count  
 220  
 220  
 10906  
 10906

OFFICIAL RESULTS \* GENERAL ELECTION \* NOVEMBER 6, 2001  
 FRANKLIN COUNTY, OHIO  
 Offices

VALLEYVIEW MEM OF COUNCIL

Vote For 4										
L B	C D	C E	R G	J M	J O	R S	W S	C S	I W	W
A L	H A	A A	A R	A O	U	I H	I I	R M	R H	r
R A	R V	D D	Y A	C R	D B	C U	L M	A I	E I	i
R K	I I	E D	L V	K G	Y R	H S	L S	I T	N T	t
Y E	S S	N Y	E E	A N	I A	A T	I A	G H	E E	e
	T O	N I	N S	B N	A E	R E	A M	C		-
	P H	S	E		N	D R	M			i
	H E						A			n
46	23	119	125	109	96	38	18	68	115	67
3	2	5	6	8	8	4	4	6	8	0
49	25	124	131	117	104	42	22	74	123	67

Ward Recap

VALLEYVIEW  
 ABSENTEE

Precinct  
 Public  
 Count

220  
 10906



OFFICIAL RESULTS \* GENERAL ELECTION \* NOVEMBER 6, 2001  
FRANKLIN COUNTY, OHIO  
Offices

BLENDON TOWNSHIP TRUSTEE

BROWN TOWNSHIP TRUSTEE

CLINTON TOWNSHIP TRUSTEE

FRANKLIN TOWNSHIP TRUSTEE

Vote For 2

Vote For 2

Vote For 2

Vote For 2

K E V I N	B A C O N	B I L L S	B A T L E	R O B E R T G	D O N L E	C O B L E	C H O R T I N A	C O X I S T I N A	J O S E P H A	H A S K E P H E Y	P H A N L L Y	W r i t e r i n	G A R Y L	D E V E L	R O N A L D A S	W I L L I A M S	F R E D E R I C K	S E I D E R I S	L A R R Y S	C H E R Y L D	S H E R R Y L C K	E D W A R D W	S W E A G E D R	W r i t e r i n	
664	421	111	234	335	287	120	28						302	275			261	267			463	474	65		
338	155	24	23	72	56	27	0														99	85	4		
51	45	9	9	21	4	12	0						11	14	19	27					48	49	0		
1053	621	144	266	428	347	159	28						313	289	280	294					610	608	69		

Ward Recap

BLENDON  
BROWN  
CLINTON  
FRANKLIN  
MINERVA PARK  
VALLEYVIEW  
ABSENTEE

Precinct  
Public  
Count

1263  
371  
398  
754  
419  
220  
10908







OFFICIAL RESULTS \* GENERAL ELECTION \* NOVEMBER 6, 2001  
FRANKLIN COUNTY, OHIO  
Offices

HAMILTON TOWNSHIP TRUSTEE					JACKSON TOWNSHIP TRUSTEE		JEFFERSON TOWNSHIP TRUSTEE		MADISON TOWNSHIP TRUSTEE				MIFFLIN TOWNSHIP TRUSTEE		Precinct Public Count														
Vote For 2					Vote For 2		Vote For 2		Vote For 2				Vote For 2																
S H A N N O N	B U S H I N S	C H R I S T I A N	H A R R I S O N	J E R R I C K S O N	H I C K L E Y	E M M U E L	M U C H L E Y	R O T E M P L E	S T E P H E N P H A N	D A V I D	B A R R I S	B L O O M I N G	L O U I S I A	D O I N N A	M A L A G A N	S A R A L L E	C O N R A V I L L E	B O B V I N	G A R R I N	J I M M E L	H U M M E L	D E N I S	W H I T E	J O S E P H P O H E R I C H	S A C K W A R T	J A C K W A R T			
JEFFERSON	-A													148	160														216
	-B													143	143														203
	-C													155	183														232
														446	486														651
LOCKBOURNE		25	37	5	21	20																							66
MADISON	-A															101	109	115	156										289
	-B															77	111	103	140										242
	-C															108	150	93	185										314
	-D															98	119	67	143									253	
	-E															21	48	80	75									144	
	-F															163	140	84	153									322	
	-G															77	105	35	98									184	
	-H															69	78	52	113									183	
																714	860	629	1063									1931	
MIFFLIN	-A																							67	64			99	
	-B																						44	57				76	
																							111	121				175	
OBETZ	-A	78	139	52	22	102																						234	
	-B	46	71	44	23	57										26	25	33	41									255	
	-C	79	118	38	13	69																						197	
		203	328	134	58	228										26	25	33	41									686	
REYNS 2	-A													53	56													226	
														53	56													226	
URBANCREST														34	45													94	
														34	45													94	
ABSENTEE		29	59	18	9	40								220	230	45	42	79	124	153	180	190	194					10906	
		29	59	18	9	40								220	230	45	42	79	124	153	180	190	194					10906	
<b>Grand Total :</b>		<b>678</b>	<b>951</b>	<b>321</b>	<b>185</b>	<b>540</b>								<b>3121</b>	<b>3330</b>	<b>544</b>	<b>584</b>	<b>1297</b>	<b>1686</b>	<b>1998</b>	<b>2320</b>	<b>2781</b>	<b>3032</b>						

OFFICIAL RESULTS \* GENERAL ELECTION \* NOVEMBER 6, 2001  
FRANKLIN COUNTY, OHIO

Offices

HAMILTON TOWNSHIP TRUSTEE					JACKSON TOWNSHIP TRUSTEE		JEFFERSON TOWNSHIP TRUSTEE		MADISON TOWNSHIP TRUSTEE				MIFFLIN TOWNSHIP TRUSTEE		Precinct Public Count							
Vote For 2					Vote For 2		Vote For 2		Vote For 2				Vote For 2									
S H A N N O N	B U S H I N S	C H A R I N S	H A R R I S	J E R K Y S	E U C I C L E N	M U N I C L E N	R O T G I E R P F L E	D A V I R D I S	B L O L T Z	D O I N N A	M A L T A G A N	S C O R A V I L L E	B O A R B I N	J I M M E L	D E H N I S	J O S E P H	J A C K W A L R T					
51	27	26	16	20								305	389	984	677			86				
																594	627	1683				
																515	567	1085				
																581	566	987				
																790	957	1041				
								372	445									1618				
								334	409									683				
								1207	1225									583				
								531	540									1963				
												173	288	199	359			878				
								423	436									621				
										446	486							716				
																		647				
																		651				
																		66				
												714	860	629	1063			1931				
																111	121	175				
												26	25	33	41			686				
										53	56							226				
								34	45									94				
								220	230	45	42	79	124	153	180	190	194	10906				
								678	951	321	185	540	3121	3330	544	584	1297	1686	1998	2320	2781	3032

Ward Recap

COLS 49  
CAN WINCH  
GAHANNA 1  
GAHANNA 2  
GAHANNA 3  
GAHANNA 4  
GROVE CITY 1  
GROVE CITY 2  
GROVE CITY 3  
GROVE CITY 4  
GROVEPORT  
HAMILTON  
JACKSON  
JEFFERSON  
LOCKBOURNE  
MADISON  
MIFFLIN  
OBETZ  
REYNS 2  
URBANCREST  
ABSENTEE

OFFICIAL RESULTS \* GENERAL ELECTION \* NOVEMBER 6, 2001  
FRANKLIN COUNTY, OHIO  
Offices

NORWICH  
TOWNSHIP  
TRUSTEE

PERRY TOWNSHIP TRUSTEE

PLAIN TOWNSHIP TRUSTEE

PLEASANT TOWNSHIP TRUSTEE

Vote For 2			Vote For 2			Vote For 2			Vote For 2													
C	B	D	B	D	R	J	R	D	J	B	J	D	S	W	K	C	S	H	W	D	W	W
A	U	U	A	I	O	A	O	O	A	O	O	A	H	O	A	O	A	E	A	O	R	i
R	K	L	R	M	B	E	R	A	N	B	N	L	N	N	E	N	S	H	B	L	R	t
L	E	A	A	N	R	R	S	L	I	B	N	A	D	A	T	E	I	O	L	E	T	e
S	D	N	A	E	M	D	W	D	K	A	A	D	A	R	R	E	R	H	J	I	N	-
W	I		J																			n

																						Precinct Public Count
HARRISBURG														31	19	11	41	0				63
														31	19	11	41	0				63
HILLIARD 1	- A	71	54																			99
	- B	117	88																			165
	- C	148	126																			223
	- D	114	99																			156
		450	367																			643
HILLIARD 2	- A	160	134																			234
	- B	184	168																			274
	- C	206	167																			302
	- D	147	119																			223
		697	588																			1033
HILLIARD 3	- A	69	75																			102
	- B	113	107																			169
	- C	79	57																			116
	- D	121	112																			190
		382	351																			577
HILLIARD 4	- A	152	144																			224
	- B	165	143																			234
	- C	135	113																			206
	- D	132	102																			200
	- E	120	93																			180
		704	595																			1044
NEW ALBANY	- A						101	170	111	199												382
	- B						74	217	127	165												446
	- C						86	304	168	211												579
							261	691	406	575												1407
NORWICH	- A	164	132																			209
	- B	168	168																			235
	- C	142	136																			197
	- D	93	86																			135
		567	522																			776
PERRY	- A			107	173	337																443
	- B			155	376	194																465
	- C			52	50	49																91
	- D			156	220	455																578
				470	819	1035																1577

OFFICIAL RESULTS \* GENERAL ELECTION \* NOVEMBER 6, 2001  
FRANKLIN COUNTY, OHIO  
Offices

NORWICH  
TOWNSHIP  
TRUSTEE

PERRY TOWNSHIP TRUSTEE

PLAIN TOWNSHIP TRUSTEE

PLEASANT TOWNSHIP TRUSTEE

Vote For 2		Vote For 2			Vote For 2				Vote For 2																	
C	B	D	W	B	D	R	M	J	R	D	B	J	B	J	B	D	S	W	K	C	S	H	W	D	W	W
A	H	U	U	A	I	O	Y	A	O	O	A	A	O	O	R	O	H	A	R	O	W	A	E	A	O	R
R	A	R	R	R	M	B	E	M	P	N	L	N	B	H	A	N	O	L	E	N	I	R	B	L	R	r
L	R	L	K	B	O	E	R	E	E	A	L	I	B	N	N	A	E	T	B	N	S	O	E	E	t	
E	S	N	A	A	R	T		S	R	L	A	S		A	D	L	M	E	S	I	H	L	R	H	e	
S	D	N	A	A		E		M		D	R	K		A	T	D	A	R	E	E	R	D	,	I	n	
W				J						W						R	E					H	J	R	N	
I																									g	
																									o	
PLAIN	-A									91	58	83	92												204	
	-B									74	69	119	89												201	
	-C									144	130	124	184												339	
										<u>309</u>	<u>257</u>	<u>326</u>	<u>365</u>												744	
PLEASANT	-A																	113	67	21	94	7			184	
	-B																	124	73	29	144	17			228	
	-C																	99	75	26	104	4			187	
	-D																	139	84	38	121	4			236	
	-E																	101	55	26	104	2			165	
	-F																	32	41	26	56	27			114	
																		<u>608</u>	<u>395</u>	<u>166</u>	<u>623</u>	<u>61</u>			1114	
ABSENTEE		182	161	35	60	65	40	40	32	42	37	19	16	44	0										10906	
		<u>182</u>	<u>161</u>	<u>35</u>	<u>60</u>	<u>65</u>	<u>40</u>	<u>40</u>	<u>32</u>	<u>42</u>	<u>37</u>	<u>19</u>	<u>16</u>	<u>44</u>	<u>0</u>										10906	
<b>Grand Total :</b>		<u>2982</u>	<u>2584</u>	<u>505</u>	<u>879</u>	<u>1100</u>	<u>610</u>	<u>988</u>	<u>764</u>	<u>982</u>	<u>676</u>	<u>433</u>	<u>193</u>	<u>708</u>	<u>61</u>											

Precinct  
Public  
Count

OFFICIAL RESULTS \* GENERAL ELECTION \* NOVEMBER 6, 2001

FRANKLIN COUNTY, OHIO

Offices

NORWICH  
TOWNSHIP  
TRUSTEE

PERRY TOWNSHIP TRUSTEE

PLAIN TOWNSHIP TRUSTEE

PLEASANT TOWNSHIP TRUSTEE

Vote For 2		Vote For 2			Vote For 2				Vote For 2								
C H A R L E S W I	B U A R K L E S	D U R R K A M N D	W O R R K M A R D	B A I R M E R T E	D O Y B E R S E	J A O M P E E R M	R O P E E R M	D O A N L A L D R D W	B A O N L I B S K	J O R H A N N D A T	D O H N O A E L M A K R E R	W A R L E T B E S R	C O W N I S H E R	H A R B O E R D H J R	D A L E T H I N G T O	W R I T E - I N	
												31	19	11	41	0	
HARRISBURG	450	367															63
HILLIARD 1	697	588															643
HILLIARD 2	382	351															1033
HILLIARD 3	704	595															577
HILLIARD 4																	1044
NEW ALBANY								261	691	406	575						1407
NORWICH	567	522															776
PERRY				470	819	1035											1577
PLAIN								309	257	326	365						744
PLEASANT												608	395	166	623	61	1114
ABSENTEE	182	161	35	60	65	40	40	32	42	37	19	16	44	0			10906
	2982	2584	505	879	1100	610	988	764	982	676	433	193	708	61			

Ward Recap

Precinct  
Public  
Count

OFFICIAL RESULTS \* GENERAL ELECTION \* NOVEMBER 6, 2001  
FRANKLIN COUNTY, OHIO  
Offices

PRAIRIE TOWNSHIP TRUSTEE      SHARON TOWNSHIP TRUSTEE      TRURO TOWNSHIP TRUSTEE      WASHINGTON TOWNSHIP TRUSTEE      FRANK CO MEM OF GOV BD OF ED SERV CTR

Vote For 2	Vote For 2	Vote For 2	Vote For 2	Vote For 3
J O A H R N T W	T E R R E L S E A R P	K E E L S E A R T O N	J O E W H A R T O N	L A R R Y W O R T H I N G T O
M A L L K E N K	D A V I D L O R	B A C H E L O R	P I N S L L E Y R Y	T E R R I C O D E M U S
				T O M C H F O R D
				B A R R I S T R U S S I O N
				J A N T O N O P L O S
				M I C H A E L H
				K E N N A E N
				J O E L C B E R L I T H
				R O B I N P L E A S
				M A R I Y E

					Precinct Public Count
COLS 44	-H			99	188
COLS 44	-I			66	126
COLS 44	-J			102	197
COLS 44	-K			44	84
				<u>311</u>	<u>595</u>
COLS 45	-D			56	139
COLS 45	-E			54	95
COLS 45	-G			85	141
COLS 45	-H			7	88
COLS 45	-I			93	166
COLS 45	-J			79	150
COLS 45	-K			68	103
COLS 45	-L			126	276
COLS 45	-M			190	396
				<u>758</u>	<u>1554</u>
COLS 49	-A			53	88
	-E			57	86
	-F			64	118
				<u>174</u>	<u>292</u>
COLS 50	-C			15	139
COLS 50	-D			58	98
				<u>73</u>	<u>237</u>
COLS 73	-A			63	259
	-G			108	225
	-H			181	547
	-I			100	280
				<u>452</u>	<u>1311</u>
BLENDON	-B			0	99
				<u>0</u>	<u>99</u>
CAN WINCH	-A			339	824
	-B			137	300
	-C			161	381
	-D			85	178
				<u>722</u>	<u>1683</u>









OFFICIAL RESULTS \* GENERAL ELECTION \* NOVEMBER 6, 2001  
FRANKLIN COUNTY, OHIO  
Offices

	PRAIRIE TOWNSHIP TRUSTEE				SHARON TOWNSHIP TRUSTEE			TRURO TOWNSHIP TRUSTEE			WASHINGTON TOWNSHIP TRUSTEE		FRANK CO MEM OF GOV BD OF ED SERV CTR															
	Vote For 2				Vote For 2			Vote For 2			Vote For 2		Vote For 3															
	J O H N T W	H A R R I S O N	T E E S E A R P	K E L S E A R	J O E	W H A R T O N	L A R R Y	W O R T H I N G T O	M A L R K	A L L E N	D A V I D L O R	B A C H E L O R	P A U L R Y	T E R R Y	N I C O D E M U S	T O M C H F O R D	B A R R B E T T S I O N	J A N T O N O P L O S	A N T O N O P L O S	M I C H A E L	K E N A E N	J O Y C E L I T H	G A B R I E L L I T H	R O B I N - P L E A S	M A R I Y E	W H I T E		
WORTH 1	-A							117	197	155																		448
	-B							119	207	190																		473
	-C							111	168	143																		445
	-D							76	96	106																		296
								423	668	594																		1662
WORTH 2	-A							127	209	183																		522
	-B							96	169	140																		369
	-C							96	132	135																		376
								319	510	458																		1267
WORTH 3	-A							101	204	186																		505
	-B							137	212	177																		553
	-C							114	152	145																		410
	-D							73	128	103																		269
								425	696	611																		1737
WORTH 4	-A							88	175	137																		354
	-B							99	168	137																		368
	-C							100	140	150																		356
	-D							64	78	80																		211
								351	561	504																		1289
ABSENTEE		71	103	58	44	187	289	280	135	74	131	117	134	367	315	367												10906
		71	103	58	44	187	289	280	135	74	131	117	134	367	315	367												10906
DELAWARE CO												460	356															0
												460	356															0
FAIRFIELD CO																		442	340	413								0
																		442	340	413								0
LICKING CO																		1	1	1								0
																		1	1	1								0
UNION CO												0	0															0
												0	0															0
<b>Grand Total :</b>		<b>883</b>	<b>1304</b>	<b>897</b>	<b>741</b>	<b>2054</b>	<b>3042</b>	<b>2737</b>	<b>2125</b>	<b>1410</b>	<b>2125</b>	<b>2745</b>	<b>2619</b>	<b>6408</b>	<b>5587</b>	<b>6092</b>												

OFFICIAL RESULTS \* GENERAL ELECTION \* NOVEMBER 6, 2001

FRANKLIN COUNTY, OHIO

Offices

PRAIRIE TOWNSHIP TRUSTEE

SHARON TOWNSHIP TRUSTEE

TRURO TOWNSHIP TRUSTEE

WASHINGTON TOWNSHIP TRUSTEE

FRANK CO MEM OF GOV BD OF ED SERV CTR

Vote For 2				Vote For 2			Vote For 2			Vote For 2		Vote For 3			Precinct Public Count				
J O H N T W	H A R R S E A R P	T K E L S E A R P	K E L S E A R P	J O E A R T O N	W H A R R T H I N G T O	L A R R T H I N G T O	M A L R L K E N	A L L V I D E L L O R	D A A C H E L L O R	P I A N S U L L E R Y	T N E R R O D E M U S	T O I M T C H F O R D	B A T R U S S I O N	J A N T O N O P L O S		M K E I C E N N A E L H	J O A L C B E R A L I T H	R R O B I D N - P L E A S	M W A R I T E E
																311	284	319	595
																758	654	720	1554
																174	151	172	292
																73	68	70	237
																452	412	419	1311
																0	0	0	99
																722	614	699	1683
														625	606				1098
														454	460				776
														359	349				600
														647	613				1141
																364	290	319	621
																361	295	337	716
																20	18	18	66
																993	819	967	1931
																662	668	612	1407
																293	265	281	686
																336	329	306	744
	812	1201	839	697															2000
										585	367	543							1020
										485	322	497							949
										468	340	501							829
										349	224	344							569
							67	99	67										238
							282	219	223										557
										103	83	109				79	64	72	181
														83	101				133
							423	668	594										1662
							319	510	458										1267
							425	696	611										1737
							351	561	504										1289
	71	103	58	44			187	289	280	135	74	131		117	134	367	315	367	10906
														460	356				0
																442	340	413	0
																1	1	1	0
														0	0				0
	883	1304	897	741			2054	3042	2737	2125	1410	2125		2745	2619	6408	5587	6092	

Ward Recap

- COLS 44
- COLS 45
- COLS 49
- COLS 50
- COLS 73
- BLENDON
- CAN WINCH
- DUBLIN 1
- DUBLIN 2
- DUBLIN 3
- DUBLIN 4
- GROVEPORT
- HAMILTON
- LOCKBOURNE
- MADISON
- NEW ALBANY
- OBETZ
- PLAIN
- PRAIRIE
- REYNS 1
- REYNS 2
- REYNS 3
- REYNS 4
- RIVERLEA
- SHARON
- TRURO
- WASHINGTON
- WORTH 1
- WORTH 2
- WORTH 3
- WORTH 4
- ABSENTEE
- DELAWARE CO
- FAIRFIELD CO
- LICKING CO
- UNION CO

OFFICIAL RESULTS \* GENERAL ELECTION \* NOVEMBER 6, 2001  
FRANKLIN COUNTY, OHIO  
Offices

BEXLEY CSD MEM OF BD OF ED

CANAL WINCH LSD MEM OF BD OF ED  
(FT)

CANAL WINCH LSD  
MEM OF BD OF ED  
(UT)

Vote For 3					Vote For 3					Vote For 1					
S	G	D	P	C	S	A	S	C	M	S	S	D	W	W	W
T	R	I	E	R	A	N	U	H	I	T	M	E	A	r	r
E	O	A	T	Y	L	D	T	U	L	A	I	B	i	i	i
V	S	N	E	S	T	Y	T	C	L	N	T	R	T	t	t
E	S	E	R	T	E	R		K	E	H	A	E	e	e	e
N	M	S	A					R				S	-	-	-
A	O	N										J	A	I	I
J	N	N		K								A	C	n	n
												K			
COLS 45	-H							5		4		3		0	1
COLS 45	-L							131		125		140		13	18
COLS 45	-M							183		176		210		20	22
								<u>319</u>		<u>305</u>		<u>353</u>		<u>33</u>	<u>41</u>
BEXLEY 1	-A	157	162	129	132										
	-B	135	98	113	123										
	-C	216	181	162	208										
		<u>508</u>	<u>441</u>	<u>404</u>	<u>463</u>										
BEXLEY 2	-A	241	181	190	248										
	-B	142	140	111	125										
	-C	168	169	156	151										
		<u>551</u>	<u>490</u>	<u>457</u>	<u>524</u>										
BEXLEY 3	-A	161	229	162	158										
	-B	176	233	149	173										
	-C	144	137	119	144										
		<u>481</u>	<u>599</u>	<u>430</u>	<u>475</u>										
BEXLEY 4	-A	93	74	77	74										
	-B	207	177	206	223										
	-C	111	144	101	106										
		<u>411</u>	<u>395</u>	<u>384</u>	<u>403</u>										
CAN WINCH	-A							377		351		350		109	137
	-B							152		138		136		43	47
	-C							162		167		172		79	76
	-D							88		77		90		27	24
								<u>779</u>		<u>733</u>		<u>748</u>		<u>258</u>	<u>284</u>
MADISON	-A							45		46		37		30	25
	-E							28		29		23		10	11
								<u>73</u>		<u>75</u>		<u>60</u>		<u>40</u>	<u>36</u>
ABSENTEE		135	134	116	133			60		56		68		0	1
		<u>135</u>	<u>134</u>	<u>116</u>	<u>133</u>			<u>60</u>		<u>56</u>		<u>68</u>		<u>0</u>	<u>1</u>
FAIRFIELD CO								601		511		507		120	157
								<u>601</u>		<u>511</u>		<u>507</u>		<u>120</u>	<u>157</u>
<b>Grand Total :</b>		<b>2086</b>	<b>2059</b>	<b>1791</b>	<b>1998</b>			<b>1832</b>		<b>1680</b>		<b>1736</b>		<b>451</b>	<b>519</b>

Precinct  
Public  
Count

88

276

396

760

246

220

335

801

370

211

260

841

309

311

233

853

138

347

217

702

824

300

381

178

1683

289

144

433

10906

10906

0

0

OFFICIAL RESULTS \* GENERAL ELECTION \* NOVEMBER 6, 2001  
FRANKLIN COUNTY, OHIO  
Offices

BEXLEY CSD MEM OF BD OF ED

CANAL WINCH LSD MEM OF BD OF ED  
(FT)

CANAL WINCH LSD  
MEM OF BD OF ED  
(UT)

Vote For 3				Vote For 3				Vote For 1							
S	G	D	P	C	S	A	S	C	M	S	S	D	W	W	W
T	R	I	E	R	A	N	U	H	I	T	M	E	A	r	r
E	O	A	T	Y	L	D	T	U	L	A	I	B	I	i	i
V	S	N	E	S	T	Y	T	C	L	N	T	R	T	t	t
E	S	E	R	T		E		K	E	H		A	E	e	e
N	M	S		A		R		R				S		-	-
A	O			L								J		i	i
J	N	N		K								A		n	n
												C			
												K			
	508	441	404	463				319	305	353	33	41			
COLS 45															
BEXLEY 1															
BEXLEY 2	551	490	457	524											
BEXLEY 3	481	599	430	475											
BEXLEY 4	411	395	384	403											
CAN WINCH								779	733	748	258	284			
MADISON								73	75	60	40	36			
ABSENTEE	135	134	116	133				60	56	68	0	1			
FAIRFIELD CO								601	511	507	120	157			
	2086	2059	1791	1998				1832	1680	1736	451	519			

Ward Recap

COLS 45  
BEXLEY 1  
BEXLEY 2  
BEXLEY 3  
BEXLEY 4  
CAN WINCH  
MADISON  
ABSENTEE  
FAIRFIELD CO

Precinct  
Public  
Count

760  
801  
841  
853  
702  
1683  
433  
10906  
0







OFFICIAL RESULTS \* GENERAL ELECTION \* NOVEMBER 6, 2001  
FRANKLIN COUNTY, OHIO

Offices

COLUMBUS CSD MEM OF BD OF ED (FT)

COLUMBUS CSD  
MEM OF BD OF ED  
(UT)

DUBLIN CSD MEM OF BD OF ED

Vote For 3

Vote For 1

Vote For 3

	A N D Y E R S	B O W L E R S	B U L C K E L	B E R T M O N D	A G N I N D R E H W E R	L O R E R T A	R U T H E L	K E V I N J A D M A	T I T M O R R H Y	J E F F O T	A W A R N E R	J U L I E	P A T R I C K D R I C H	T O M I E S	M A R G O C H	D A N I E L	N O R E E N	E R I C P	Precinct Public Count
COLS 13	- A	9	3	26	11	30	11	18	9	17	25								51
	- B	20	10	115	77	142	16	59	9	47	108								204
	- C	12	5	67	54	85	24	41	11	35	71								140
	- D	12	8	112	67	124	42	74	14	39	105								177
		53	26	320	209	381	93	192	43	138	309								572
COLS 14	- A	98	56	130	129	62	79	41	47	143	83								261
	- B	46	29	66	68	34	41	21	28	72	43								138
	- C	83	47	129	127	71	62	26	50	119	93								264
	- D	30	13	36	39	22	18	8	21	33	32								86
		257	145	361	363	189	200	96	146	367	251								749
COLS 15	- A	22	20	24	19	11	23	17	16	37	17								71
	- B	102	72	95	90	43	88	23	40	137	51								228
		124	92	119	109	54	111	40	56	174	68								299
COLS 16	- A	24	21	44	40	24	27	21	12	43	28								90
	- B	19	37	53	55	29	28	16	17	46	36								108
	- C	16	20	34	36	34	22	20	13	28	39								77
	- D	10	11	21	19	14	13	8	10	20	13								44
	- E	15	18	22	17	15	10	8	14	22	21								53
		84	107	174	167	116	100	73	66	159	137								372
COLS 17	- A	24	13	54	24	64	25	33	7	37	36								104
	- B	21	16	153	82	188	57	106	19	76	135								252
	- C	26	17	122	45	137	39	89	11	66	90								214
	- D	19	11	127	76	147	31	96	11	46	118								204
	- E	9	7	95	43	97	28	63	7	32	83								144
		99	64	551	270	633	180	387	55	257	462								940
COLS 18	- A	53	37	71	58	41	48	38	35	80	46								155
	- B	50	55	102	87	38	70	29	37	90	61								193
	- C	39	50	73	70	46	44	32	35	79	54								159
	- D	62	54	83	85	40	55	31	42	83	71								190
	- E	72	42	94	95	38	72	36	36	97	66								202
	- F	42	45	78	64	43	41	23	29	66	64								153
		318	283	501	459	246	330	189	214	495	362								1052

OFFICIAL RESULTS \* GENERAL ELECTION \* NOVEMBER 6, 2001  
FRANKLIN COUNTY, OHIO  
Offices

COLUMBUS CSD MEM OF BD OF ED (FT)

COLUMBUS CSD  
MEM OF BD OF ED  
(UT)

DUBLIN CSD MEM OF BD OF ED

		Vote For 3								Vote For 1		Vote For 3					Precinct Public Count											
		A N D Y	B O W E R S	B I L L K E L	U C K E L	B E R T M O N D	D E R M O N D	A G N I N D R E H W E R	L O R E R T A	H E R T A	R U C H E L	M U N I C I L	K E V I N J A M A	U H A M M A Y	T I M O R T H Y	J E F F O T		A L A R N E R	J U L I E	B E L I T	P A T R I C K D R I C H	T O M I E S	M A R G A R E T H	G O R G H	D A N I E L E E N	E R I C P		
COLS 19	- A	123	70	107	130	40	72	23	48	158	51																	254
	- B	126	95	145	167	46	107	39	50	189	80																	312
	- C	145	75	157	179	56	116	31	63	207	82																	343
	- D	158	78	174	189	44	133	37	65	238	78																	362
	- E	128	84	97	130	44	81	16	52	150	68																	261
	- F	101	74	129	144	47	75	33	68	139	90																	277
	- G	127	69	117	142	40	116	16	46	181	59																	278
	- H	103	98	150	135	66	98	41	79	164	95																	312
			1011	643	1076	1216	383	798	236	471	1426	603																2399
COLS 20	- A	163	82	176	187	65	111	33	36	237	76																352	
	- B	70	63	113	118	48	69	34	39	110	73																228	
	- C	96	74	116	134	48	92	39	52	158	72																264	
			329	219	405	439	161	272	106	127	505	221															844	
COLS 21	- A	126	57	108	137	46	88	17	46	159	58																250	
	- B	135	76	137	157	74	109	27	72	196	77																304	
	- C	104	56	118	117	56	81	36	57	150	59																247	
	- D	54	37	57	52	34	50	21	20	76	37																121	
	- E	152	66	153	185	42	139	26	45	224	66																340	
	- F	129	88	129	137	39	96	29	38	186	43																287	
		700	380	702	785	291	563	156	278	991	340															1549		
COLS 22	- A	177	70	116	180	46	132	26	55	236	50																335	
	- B	117	73	84	94	44	91	34	32	145	53																229	
	- C	112	67	108	101	56	98	22	50	159	46																235	
	- D	104	43	95	105	48	97	31	58	157	44																224	
	- E	106	53	63	89	29	65	13	50	131	35																192	
	- F	120	59	83	83	38	76	21	42	137	51																246	
	- G	135	75	116	128	40	88	27	55	176	57																289	
	- H	71	38	64	70	30	54	11	28	103	24																139	
		942	478	729	850	331	700	185	370	1244	360															1859		
COLS 23	- A	29	27	88	51	64	57	39	30	69	58																147	
	- B	44	28	85	55	90	53	48	27	83	70																175	
	- C	51	39	93	74	70	56	26	36	79	68																176	
	- D	56	36	80	77	69	51	41	45	92	68																181	
			180	130	346	257	293	217	154	138	323	264															679	

OFFICIAL RESULTS \* GENERAL ELECTION \* NOVEMBER 6, 2001  
FRANKLIN COUNTY, OHIO  
Offices

COLUMBUS CSD MEM OF BD OF ED (FT)

COLUMBUS CSD  
MEM OF BD OF ED  
(UT)

DUBLIN CSD MEM OF BD OF ED

		Vote For 3							Vote For 1		Vote For 3					Precinct Public Count			
		A N D Y	B O W E R S	B U C K L E	B E R T M O N D	A G N D R E H E R	L O R E R T A	R U T H E I L	M C N E I L	K E V I N J A D M A	T I M O R R H Y	J E F F O T	A L A R N E R	J U L I E	P A T R I C K D R I C H		T O M F R I E S	M A R G O R G H	D A N I E L E E N
COLS 24	-A	43	49	67	54	48	42	22	37	81	45								141
	-B	42	34	72	53	60	41	28	18	70	55								137
	-C	66	54	63	69	33	50	13	30	92	44								155
	-D	25	13	98	63	96	34	49	17	58	69								154
	-E	54	45	64	59	43	55	14	39	89	43								148
		230	195	364	298	280	222	126	141	390	256								735
COLS 25	-A	36	12	165	101	174	61	74	24	82	137								249
	-B	28	12	89	39	102	52	74	23	64	80								168
	-C	15	5	120	78	128	28	48	19	31	117								177
	-D	22	12	131	73	144	43	87	13	58	117								221
	-E	21	15	148	77	167	50	89	11	41	152								221
	-F	17	17	92	49	110	41	54	5	50	89								156
	-G	16	10	191	93	205	58	121	15	77	156								279
		155	83	936	510	1030	333	547	110	403	848								1471
COLS 26	-A	14	7	52	29	57	28	46	8	43	42								108
	-B	7	3	13	8	17	11	16	2	10	15								30
	-C	4	11	55	35	60	19	44	8	28	53								101
	-D	28	16	97	54	103	31	70	16	56	89								192
	-E	11	7	47	27	61	22	43	11	32	47								88
		64	44	264	153	298	111	219	45	169	246								519
COLS 27	-A	36	27	68	47	59	43	37	21	59	62								142
	-B	25	18	40	34	43	24	27	11	41	32								92
	-C	73	45	95	93	51	71	37	32	114	54								212
	-D	36	28	86	66	69	44	38	22	77	57								165
	-E	45	31	66	51	71	65	42	28	78	50								158
	-F	127	67	146	144	67	114	36	50	192	77								344
		342	216	501	435	360	361	217	164	561	332								1083
COLS 28	-A	34	20	155	69	163	45	121	18	68	139								243
	-B	21	13	134	75	136	53	95	13	56	129								214
	-C	41	31	163	94	144	96	99	16	92	131								267
	-D	64	35	111	91	74	91	54	21	119	63								229
	-E	35	27	260	162	193	116	153	18	109	215								381
	-F	65	44	177	168	106	110	79	39	135	129								318
	-G	19	14	75	53	55	30	31	7	41	55								118
		279	184	1075	712	871	541	632	132	620	861								1770

OFFICIAL RESULTS \* GENERAL ELECTION \* NOVEMBER 6, 2001  
FRANKLIN COUNTY, OHIO  
Offices

COLUMBUS CSD MEM OF BD OF ED (FT)

COLUMBUS CSD  
MEM OF BD OF ED  
(UT)

DUBLIN CSD MEM OF BD OF ED

	Vote For 3								Vote For 1		Vote For 3		Precinct Public Count										
	A N D Y	B O W E R S	B I L L K E L	B U C K E L	B E R T M O N D	D R U M M O N D	A G N I N D R E H W E R	L O R E R T A	R U C H E L	M U N I C I L	K E V I N J A M A	M U H A M M A D		T I M O R H Y	J E F F O T	A W A R N E R	J U L I E	P A T R I C K R I C H	T O M I E S	M A R G O R G Y C H	D A N I E L N	R O B E R T P	
COLS 29	- A	22	20	36	23	42	25	30	16	44	36												100
	- B	14	8	34	23	38	7	20	10	20	30												67
	- C	53	31	39	32	31	28	4	31	63	29												113
	- D	73	41	37	45	46	38	6	35	85	34												130
		162	100	146	123	157	98	60	92	212	129												410
COLS 30	- A	105	59	80	86	42	64	30	45	133	45												210
	- B	41	26	44	42	22	41	12	23	59	26												104
	- C	76	44	53	85	36	53	11	38	115	22												152
	- D	100	46	58	87	40	66	15	27	116	40												173
	- E	78	34	54	51	36	60	25	44	86	44												150
	- F	67	32	38	42	15	51	11	15	75	17												111
		467	241	327	393	191	335	104	192	584	194												900
COLS 31	- A	41	15	123	65	124	49	86	28	70	114												225
	- B	50	25	55	54	37	46	17	14	62	37												124
	- C	36	27	50	27	42	28	12	21	63	26												100
	- D	12	5	42	29	43	11	13	8	30	27												65
	- E	36	22	49	33	32	34	13	25	62	24												98
		175	94	319	208	278	168	141	96	287	228												612
COLS 32	- A	164	109	111	154	63	110	28	59	200	77												333
	- B	94	56	87	84	42	75	13	38	118	49												194
	- C	38	23	51	44	37	28	15	17	50	39												115
	- D	120	49	92	87	58	62	24	45	120	71												211
		416	237	341	369	200	275	80	159	488	236												853
COLS 33	- A	46	29	49	54	37	36	28	22	62	42												135
	- B	39	32	55	55	31	34	16	20	61	35												118
	- C	35	30	54	53	25	34	23	18	65	33												115
	- D	62	29	62	68	33	53	15	22	84	44												154
	- E	42	26	65	81	37	36	14	31	55	51												136
	- F	28	32	43	42	27	37	19	22	50	31												98
	- G	72	46	86	86	43	57	26	44	103	54												195
	- H	40	19	45	52	26	27	15	27	47	41												101
		364	243	459	491	259	314	156	206	527	331												1052

OFFICIAL RESULTS \* GENERAL ELECTION \* NOVEMBER 6, 2001  
FRANKLIN COUNTY, OHIO  
Offices

COLUMBUS CSD MEM OF BD OF ED (FT)

COLUMBUS CSD MEM OF BD OF ED (UT)  
DUBLIN CSD MEM OF BD OF ED

	Vote For 3									Vote For 1		Vote For 3						Precinct Public Count														
	A N D Y	B N O W E R S	B U C K E L	B U C K E L	B E R T M O N D	D E R M O N D	A G N I N T R E H E R	L O R E R T A	H E R T A	R U C N E H I L	M U C H I L	K E V I N M J A D M A	U H A M M A	T I M O R H Y	S M O R H Y	J E F F O T	C A R N E R		A W L A R N E R	J U L I E	B E L I E	P A R T I E D R I C H	T O M I E S	M A R G O C H	G O O C H	D A N I E L E E N	N O R E E N	E R I C P	R O Y			
COLS 34	- A	88	41	109	75	91	74	62	36	109	91																					232
	- B	62	49	100	72	52	73	36	31	113	48																					190
	- C	19	12	53	37	33	37	23	12	46	30																					87
	- D	75	71	90	108	76	86	32	35	138	54																					222
	- E	47	20	76	48	68	70	49	27	86	55																					164
	- F	67	46	88	69	68	64	45	41	106	62																					204
		358	239	516	409	388	404	247	182	598	340																					1099
COLS 35	- A	23	13	109	68	116	35	61	17	66	93																					173
	- B	18	13	154	101	171	54	117	11	60	161																					254
	- C	20	15	196	114	228	59	137	8	74	187																					315
	- D	21	24	140	67	143	48	94	17	71	108																					220
		82	65	599	350	658	196	409	53	271	549																					962
COLS 36	- A	85	51	81	83	45	43	12	26	101	46																					173
	- B	3	5	7	5	5	6	0	2	7	6																					102
	- C	0	0	0	0	0	0	0	0	0	0																					61
	- D	56	37	36	36	26	39	10	34	78	23																					149
	- E	0	0	2	1	0	0	2	1	1	1																					157
	- F	0	0	0	0	0	0	0	0	0	0																					51
	- G	0	0	0	0	0	0	0	0	0	0																					38
		144	93	126	125	76	88	24	63	187	76																					731
COLS 37	- A	28	19	38	36	30	22	6	23	46	30																					80
	- B	14	7	20	12	18	10	12	7	17	17																					56
	- C	1	1	1	1	1	2	0	2	2	1																					46
	- D	0	1	2	1	2	0	0	0	2	0																					79
	- E	1	1	3	4	3	5	4	2	5	3																					114
		44	29	64	54	54	39	22	34	72	51																					376
COLS 38	- A	52	43	73	58	62	55	35	40	99	47																					173
	- B	24	15	54	36	59	27	35	16	52	39																					118
	- C	46	37	61	46	49	34	15	34	75	49																					139
		122	95	188	140	170	116	85	90	226	135																					430
COLS 39	- A	24	21	30	23	15	26	14	15	45	14																					70
	- B	24	31	58	46	27	37	16	18	55	34																					109
		48	52	88	69	42	63	30	33	100	48																					179
COLS 40	- A	26	18	32	34	21	25	17	32	38	34																					92
	- B	17	12	25	13	18	17	12	13	21	18																					57
	- C	62	35	78	95	43	56	32	75	88	70																					197
		105	65	135	142	82	98	61	120	147	122																					346



OFFICIAL RESULTS \* GENERAL ELECTION \* NOVEMBER 6, 2001  
FRANKLIN COUNTY, OHIO  
Offices

COLUMBUS CSD MEM OF BD OF ED (FT)

COLUMBUS CSD  
MEM OF BD OF ED  
(UT)

DUBLIN CSD MEM OF BD OF ED

	Vote For 3								Vote For 1		Vote For 3		Precinct Public Count										
	A N D Y	B O W E R S	B I L L K E L	B U C K E L	B E R T M O N D	D E R T M O N D	A G N D R E H E R	L O R E R T A	R U T H E L	M C N E L	K E V I N J A D M A	T S I M O R H Y		J E F F O T	A W A R N E R	J U L I E	B E S T	P A T R I E D R I C H	T O M I E S	M A R G O C H Y	D A N I E L	N O R E E N	E R I C P
COLS 46	-A	88	35	80	78	45	69	27	31	111	49												186
	-B	163	62	133	135	67	162	53	43	230	77												348
	-C	58	26	48	46	30	42	13	31	70	33												125
	-D	50	40	48	48	33	43	19	25	68	35												142
	-E	85	44	105	98	55	98	26	28	118	58												219
	-G	0	0	0	0	0	0	0	0	0	0												75
	-H	52	34	82	69	63	67	35	21	91	53												185
	-I	125	59	125	111	81	115	50	39	163	74												302
	-J	27	21	32	29	39	25	23	14	46	26												84
	-K	2	1	3	1	3	1	4	2	4	3												7
	-L	13	4	17	12	16	13	8	2	20	11												120
	-M	4	2	4	3	2	0	2	1	6	0												170
		667	328	677	630	434	635	260	237	927	419												1963
COLS 47	-A	80	52	123	101	78	77	57	25	129	76												234
	-B	42	17	86	51	68	48	44	23	70	57												152
	-C	51	30	84	75	77	64	41	26	93	57												186
	-D	50	32	78	72	56	54	30	27	87	50												167
	-E	66	40	88	76	56	58	31	36	101	52												177
	-F	27	18	39	30	44	32	25	25	51	36												100
		316	189	498	405	379	333	228	162	531	328												1016
COLS 48	-A	27	9	51	27	45	24	43	15	42	43												95
	-B	31	16	76	46	55	39	44	21	56	53												133
	-C	43	35	140	96	142	68	99	19	96	116												248
	-D	29	25	130	69	138	66	102	24	73	114												222
	-E	24	22	34	36	20	22	19	19	43	24												78
	-F	26	31	129	74	136	67	76	15	70	120												221
		180	138	560	348	536	286	383	113	380	470												997
COLS 49	-B	73	56	65	57	55	63	20	43	101	49												166
COLS 49	-C	64	36	74	58	61	49	34	42	87	61												172
COLS 49	-D	77	41	57	64	53	41	12	55	94	45												162
		214	133	196	179	169	153	66	140	282	155												500
COLS 50	-A	22	16	126	72	134	38	86	6	48	131												213
	-B	11	17	170	113	180	41	91	4	46	167												252
	-C	5	6	71	34	83	24	34	6	25	63												139
	-D	1	1	2	3	0	1	0	1	2	1												98
		39	40	369	222	397	104	211	17	121	362												702

OFFICIAL RESULTS \* GENERAL ELECTION \* NOVEMBER 6, 2001  
FRANKLIN COUNTY, OHIO  
Offices

COLUMBUS CSD MEM OF BD OF ED (FT)

COLUMBUS CSD  
MEM OF BD OF ED  
(UT)

DUBLIN CSD MEM OF BD OF ED

	Vote For 3									Vote For 1		Vote For 3						Precinct Public Count										
	A N D Y	B O W E R S	B I L L K E L	B U C K E L	B E R T M O N D	D E R T M O N D	A G N I N D R E H E R	L H O E R T A	R U C H I L	M U C H I L	K E V I N J A M A	M U H A M M A D	T I M O T H Y	J E F F O T	C A R L	A W A R N E R	J U L I E	B E L I T	P A T R I C H	F R I E D R I C H	T O M I E S	M A R G O R G H	G O O C H	D A N I E L	N O R E E N	E R I C P		
COLS 51	-A	24	21	137	86	160	55	80	15	66	123																	234
	-B	8	15	98	56	93	39	54	16	39	77																	152
	-C	36	17	177	93	181	71	119	29	93	149																	284
	-D	28	12	82	50	99	32	56	9	42	84																	146
		96	65	494	285	533	197	309	69	240	433																	816
COLS 52	-A	133	77	95	115	60	72	31	56	165	63																	259
	-B	117	57	113	102	78	88	48	44	139	72																	250
	-C	103	60	99	124	60	74	29	55	154	57																	236
	-D	33	12	72	54	60	47	33	20	69	46																	129
	-E	28	12	67	38	55	45	46	14	47	55																	115
	-F	43	30	54	49	39	39	32	21	66	38																	178
	-G	14	11	28	9	24	23	19	6	24	24																	62
	-H	9	7	34	19	32	23	28	10	25	31																	98
		480	266	562	510	408	411	266	226	689	386																	1327
COLS 53	-A	103	42	59	81	34	76	13	32	122	38																	177
	-B	109	48	82	67	39	87	15	28	138	29																	194
	-C	128	60	91	113	38	109	22	56	166	47																	236
	-D	99	51	97	85	67	73	27	36	135	50																	216
	-E	91	43	56	67	43	74	17	32	111	38																	167
	-F	16	7	26	13	20	19	7	7	26	14																	41
	-I	96	42	61	61	43	88	32	33	114	47																	181
		642	293	472	487	284	526	133	224	812	263																	1212
COLS 54	-A	89	31	71	52	55	47	32	36	88	46																	155
	-B	89	47	98	64	53	66	35	52	100	60																	198
	-C	63	29	49	51	40	46	20	38	80	29																	132
	-D	118	49	114	104	71	91	33	50	151	63																	244
	-E	73	34	84	67	40	76	22	21	104	37																	164
	-F	81	34	99	88	75	81	51	30	109	68																	215
		493	224	515	426	334	407	193	227	632	303																	1108
COLS 55	-A	15	11	80	41	72	55	62	8	56	60																	139
	-B	26	17	89	59	98	39	83	30	45	104																	178
	-C	21	24	109	75	112	51	86	25	67	97																	200
	-D	33	28	101	75	81	50	67	27	72	80																	190
		95	80	379	250	363	195	298	90	240	341																	707



OFFICIAL RESULTS \* GENERAL ELECTION \* NOVEMBER 6, 2001  
FRANKLIN COUNTY, OHIO

Offices

COLUMBUS CSD MEM OF BD OF ED (FT)

COLUMBUS CSD  
MEM OF BD OF ED  
(UT)

DUBLIN CSD MEM OF BD OF ED

Vote For 3

Vote For 1

Vote For 3

A N D Y	B O W E R S	B I L L K E L	B U C K E L	B E R T M O N D	D E R M O N D	A G N I N D R E H E R	L O R E T T A	H E R E D	R U T H E I L	M C N E I L	K E V I N J A D M A	M U H A M M A D	T I M O R T H Y	S T E P H E N M O R R I S	J E F F O T	C A B O T	A L A R N E R	J U L I E	B E S T	P A T	F R I E D R I C H	T O M I E S	M A R G O C H Y	G O O C H	D A N I E L E E N	N O R E E N	E R I C P	R O Y
------------------	----------------------------	---------------------------------	----------------------------	--------------------------------------	---------------------------------	---	---------------------------------	-----------------------	---------------------------------	----------------------------	--	--------------------------------------	--------------------------------------	---	----------------------------	-----------------------	---------------------------------	-----------------------	------------------	-------------	---	----------------------------	--------------------------------------	-----------------------	---	----------------------------	-----------------------	-------------

Precinct  
Public  
Count

COLS 56	-A	22	15	68	31	71	41	54	13	51	60																				127	
	-B	12	7	56	30	65	40	36	5	37	51																				103	
	-C	16	16	97	55	96	44	56	9	62	66																				153	
	-D	17	9	94	51	105	47	53	12	51	80																				192	
	-E	18	15	177	66	207	133	150	14	89	164																				313	
	-F	18	17	131	38	136	75	113	20	64	121																				219	
	-G	28	24	138	67	143	50	95	26	72	121																				227	
	-H	15	16	112	72	112	52	69	14	56	103																				186	
	-I	0	0	0	0	0	0	0	0	0	0																				127	
		146	119	873	410	935	482	626	113	482	766																				1607	
COLS 57	-A	47	40	52	40	45	39	18	23	66	42																				123	
	-B	73	33	61	59	35	43	7	36	90	38																					138
	-C	16	11	32	28	19	17	9	12	33	14																					158
	-E	15	7	11	8	8	13	5	7	21	3																					80
	-F	1	0	0	1	0	1	0	0	1	0																					167
	-G	75	48	54	50	42	40	14	41	97	27																					140
	-H	2	4	10	6	4	6	3	4	10	4																					123
	-J	7	2	8	4	8	5	2	1	10	3																					114
		236	145	228	196	161	164	58	124	328	131																					1043
COLS 58	-A	22	16	21	26	15	15	2	11	27	11																					150
	-B	45	18	35	38	21	22	4	21	54	20																					179
	-D	68	37	74	73	46	46	9	43	92	45																					154
	-E	5	2	5	6	6	8	2	3	10	5																					201
	-F	1	2	5	4	1	1	0	3	4	2																					120
	-G	55	28	66	53	41	48	13	26	76	39																					132
	-H	0	0	1	0	1	1	1	0	1	2																					111
		196	103	207	200	131	141	31	107	264	124																					1047
COLS 59	-A	146	74	99	115	40	117	13	41	176	51																					259
	-B	102	58	90	78	46	79	14	36	133	37																					205
	-C	69	31	81	94	34	69	14	20	115	31																					167
	-D	49	21	46	38	24	41	11	14	66	19																					103
	-E	12	6	23	21	14	21	8	4	31	5																					45
	-F	75	28	51	69	24	58	16	33	99	28																					143
		453	218	390	415	182	385	76	148	620	171																					922

OFFICIAL RESULTS \* GENERAL ELECTION \* NOVEMBER 6, 2001  
FRANKLIN COUNTY, OHIO  
Offices

COLUMBUS CSD MEM OF BD OF ED (FT)

COLUMBUS CSD  
MEM OF BD OF ED  
(UT)

DUBLIN CSD MEM OF BD OF ED

	Vote For 3									Vote For 1		Vote For 3						Precinct Public Count											
	A N D Y	B O W E R S	B I L L K E L	B U C K E L	B E T T Y M O N D	D E R M O N D	A N D R E W E R	G I N T H E R	L O R A T T A	H E R D	R U T H E L	M C N E I L	K E V I N J A M A	M U H A M M A D	T I M O R T H Y	S T A M O R T H Y	J E F F O T		C A R B O N E R	A L A B A R N E R	J U L I E	B L I T	P A R T I E D R I C H	T O M M I E S	M A R G O R G Y C H	D A N I E L N	N O R R I E E N	E R I C P	
COLS 60	-A																					0	0	0	0	0	0	0	301
	-B																					60	34	82	41	46	42	150	
	-C																					61	24	82	33	44	49	315	
	-D	112	53	119	109	29	88	10	40	148	40											49	24	61	45	44	34	228	
	-E																											125	
	-F	169	71	112	111	33	145	13	49	214	49																	313	
	-G	0	1	1	1	0	0	0	0	1	0																	211	
		281	125	232	221	62	233	23	89	363	89											170	82	225	119	134	125	1643	
COLS 61	-A	78	28	67	63	48	60	26	33	107	35																	164	
	-B	23	21	47	33	34	31	23	16	44	29																	89	
	-C	32	13	55	31	43	34	41	13	52	38																	114	
	-D	126	55	108	111	42	99	25	44	166	51																	245	
		259	117	277	238	167	224	115	106	369	153																	612	
COLS 62	-A	0	0	0	0	0	0	0	0	0	0																	78	
	-B	4	2	3	2	4	5	6	2	5	5																	113	
	-F	7	3	9	7	5	9	2	2	13	3																	137	
	-G	17	6	44	18	33	31	32	3	25	37																	216	
	-H	1	0	0	0	0	1	0	0	0	1																	206	
	-I	0	0	1	1	0	0	0	1	1	0																	174	
		29	11	57	28	42	46	40	8	44	46																	924	
COLS 63	-A	168	69	114	149	47	162	21	39	244	41																	328	
	-B	0	0	0	0	0	0	0	0	0	0											67	23	64	55	58	39	158	
	-C	147	58	103	101	48	133	15	60	172	55											7	3	7	4	5	3	279	
	-D																					40	16	33	22	14	20	76	
	-E	39	20	38	24	12	31	4	25	50	18											9	6	7	4	4	4	93	
	-F	84	40	67	66	44	48	11	34	100	37																	170	
	-G																					67	30	73	51	52	23	148	
	-H	43	27	33	32	16	31	8	23	59	17																	93	
	-I																											54	
	-J	9	2	2	6	1	6	1	6	7	3											29	12	26	20	11	12	166	
		490	216	357	378	168	411	60	187	632	171											274	122	271	200	200	140	1565	



OFFICIAL RESULTS \* GENERAL ELECTION \* NOVEMBER 6, 2001

FRANKLIN COUNTY, OHIO

Offices

COLUMBUS CSD MEM OF BD OF ED (FT)

COLUMBUS CSD  
MEM OF BD OF ED  
(UT)

DUBLIN CSD MEM OF BD OF ED

		Vote For 3								Vote For 1		Vote For 3						Precinct Public Count					
		A N D Y E R S	B I L L K E L	B U C K E L	B E R T M O N D	A G N D R E W E R	L O R E T T A	H E A R D	R U T H E I L	M C N E I L	K E V I N - J A M A	M U H A M M A D	T I T M O R R H Y	J E F F O T	A L B E R N E R	J U L I E	B E L L E S T E		P A T R I C K R I C H	T O M M I E S	M A R G A R E T A G O O C H	D A N I E L E E N	E R I C P R O Y
COLS 73	-A	16	6	26	17	16	18	5	10	24	15												259
	-B	0	0	0	0	0	0	0	0	0	0												93
	-C	1	1	1	2	0	1	0	1	1	3												215
	-E	0	0	0	0	0	0	0	0	0	0												192
	-H	29	20	45	43	18	28	12	18	61	15												547
	-I	23	12	25	22	15	27	5	9	32	15												289
		69	39	97	84	49	74	22	38	118	48												1586
COLS 74	-B															73	18	97	42	51	42		139
COLS 74	-C	3	2	3	3	1	1	0	1	4	1					115	51	140	86	61	77		227
COLS 74	-D															27	17	54	33	25	33		84
COLS 74	-E															25	9	27	18	14	12		51
COLS 74	-F															31	10	30	17	26	21		61
COLS 74	-G															62	23	78	45	48	55		132
COLS 74	-H	0	0	0	0	0	0	0	0	0	0					78	22	103	65	51	39		148
		3	2	3	3	1	1	0	1	4	1					411	150	529	306	276	279		842
BLENDON	-C	3	2	3	0	2	2	1	2	2	2												183
		3	2	3	0	2	2	1	2	2	2												183
CLINTON	-A	64	58	61	45	46	54	17	59	91	47												170
	-B	35	32	37	17	38	21	19	15	57	25												97
	-C	38	80	38	43	26	32	20	28	62	32												131
		137	170	136	105	110	107	56	102	210	104												398
DUBLIN 1	-A															65	24	127	65	60	81		200
	-B															54	29	57	61	50	47		128
	-C															61	25	61	78	100	62		169
	-D															77	20	74	74	93	59		165
	-E															72	19	84	65	104	75		168
	-F															53	15	55	40	30	33		92
	-G															84	23	78	69	87	73		176
																466	155	536	452	524	430		1098
DUBLIN 2	-A															86	24	81	65	80	64		172
	-B															38	11	40	26	38	19		72
	-C															45	18	48	39	44	37		98
	-D															19	7	24	18	26	21		63
	-E															73	19	70	67	79	79		164
	-F															39	14	53	55	43	39		104
	-G															17	11	17	16	17	13		84
	-H															2	1	0	2	0	1		19
																319	105	333	288	327	273		776



OFFICIAL RESULTS \* GENERAL ELECTION \* NOVEMBER 6, 2001  
FRANKLIN COUNTY, OHIO  
Offices

COLUMBUS CSD MEM OF BD OF ED (FT)

COLUMBUS CSD  
MEM OF BD OF ED  
(UT)

DUBLIN CSD MEM OF BD OF ED

	Vote For 3								Vote For 1		Vote For 3						Precinct Public Count								
	A N D Y E R S	B N O W L C K E L	B U L C K E L	B U L C K E L	D E R T M O N D	A N D N E W E R	G I D N E R	L O R A T T A	H E R E D	R U T H E L	M U N I C I L	K E V I N - J A M A	M U N I C I L	T I M O R T H Y	J E F F O T	C A R L A R N E R	A W L A R N E R	J U L I E	B L I T E	P A T I E D R I C H	T O M I E S	M A R G R E T Y H	D A N I E L N	E R I C P	
WASHINGTON																			5	4	4	6	4	9	133
																			5	4	4	6	4	9	133
ABSENTEE	1718	765	2012	1977	1640	1472	673	540	2387	1536	149	81	161	126	130	129		149	81	161	126	130	129	10906	
	1718	765	2012	1977	1640	1472	673	540	2387	1536	149	81	161	126	130	129		149	81	161	126	130	129	10906	
DELAWARE CO																			357	132	493	582	395	621	0
																			357	132	493	582	395	621	0
UNION CO																			244	57	166	113	110	134	0
																			244	57	166	113	110	134	0
<b>Grand Total :</b>	19106	11158	28334	23352	21615	18602	12616	9226	29367	20340	3749	1358	4123	3439	3436	3186		3749	1358	4123	3439	3436	3186		

OFFICIAL RESULTS \* GENERAL ELECTION \* NOVEMBER 6, 2001

FRANKLIN COUNTY, OHIO

Offices

COLUMBUS CSD MEM OF BD OF ED (FT)

COLUMBUS CSD  
MEM OF BD OF ED  
(UT)

DUBLIN CSD MEM OF BD OF ED

Vote For 3

Vote For 1

Vote For 3

A N D Y	B O W E R S	B I L L L	B U C K E L	B E R T M O N D	D E R M O N D	A G N I N R E H W E R	L O R E R T A	H E A R T H I L	R U C N E I L	M U C H I L	K E V I N M A D M A	M U H V A M H Y	T I M O R T H Y	J E F F O T	C A B O T	A L A R N E R	W A R N E R	J U L I E	B E S T	P A T R I E D R I C H	F R I E D R I C H	T O M I E S	M A R G O C H Y	G O O C H	D A N I E L E E N	N O R E E N	E R I C P
------------------	----------------------------	-----------------------	----------------------------	--------------------------------------	---------------------------------	---	---------------------------------	--------------------------------------	---------------------------------	----------------------------	--	--------------------------------------	--------------------------------------	----------------------------	-----------------------	---------------------------------	----------------------------	-----------------------	------------------	---	---	----------------------------	--------------------------------------	-----------------------	---	----------------------------	-----------------------

Precinct  
Public  
Count

Ward Recap

COLS 01	216	138	204	226	129	133	57	108	275	144																			478
COLS 02	442	238	493	565	224	365	136	223	662	279																			1108
COLS 03	109	91	342	253	344	181	216	83	272	268																			645
COLS 04	76	37	306	155	360	161	228	45	179	289																			557
COLS 05	58	55	391	199	442	146	319	55	178	368																			673
COLS 06	124	77	843	415	847	327	572	97	333	775																			1367
COLS 07	69	48	522	226	571	186	387	60	232	486																			884
COLS 08	242	134	301	271	188	206	98	105	363	196																			667
COLS 09	72	52	107	85	91	82	31	52	127	76																			234
COLS 10	152	74	205	154	167	126	77	84	232	130																			1031
COLS 11	430	244	377	356	218	251	62	196	523	209																			870
COLS 12	102	79	176	142	125	90	92	90	172	128																			382
COLS 13	53	26	320	209	381	93	192	43	138	309																			572
COLS 14	257	145	361	363	189	200	96	146	367	251																			749
COLS 15	124	92	119	109	54	111	40	56	174	68																			299
COLS 16	84	107	174	167	116	100	73	66	159	137																			372
COLS 17	99	64	551	270	633	180	387	55	257	462																			918
COLS 18	318	283	501	459	246	330	189	214	495	362																			1052
COLS 19	1011	643	1076	1216	383	798	236	471	1426	603																			2399
COLS 20	329	219	405	439	161	272	106	127	505	221																			844
COLS 21	700	380	702	785	291	563	156	278	991	340																			1549
COLS 22	942	478	729	850	331	700	185	370	1244	360																			1859
COLS 23	180	130	346	257	293	217	154	138	323	264																			679
COLS 24	230	195	364	298	280	222	126	141	390	256																			735
COLS 25	155	83	936	510	1030	333	547	110	403	848																			1471
COLS 26	64	44	264	153	298	111	219	45	169	246																			519
COLS 27	342	216	501	435	360	361	217	164	561	332																			1083
COLS 28	279	184	1075	712	871	541	632	132	620	861																			1770
COLS 29	162	100	146	123	157	98	60	92	212	129																			410
COLS 30	467	241	327	393	191	335	104	192	584	194																			900
COLS 31	175	94	319	208	278	168	141	96	287	228																			612
COLS 32	416	237	341	369	200	275	80	159	488	236																			853
COLS 33	364	243	459	491	259	314	156	206	527	331																			1052
COLS 34	358	239	516	409	388	404	247	182	598	340																			1099
COLS 35	82	65	599	350	658	196	409	53	271	549																			962
COLS 36	144	93	126	125	76	88	24	63	187	76																			731
COLS 37	44	29	64	54	54	39	22	34	72	51																			375
COLS 38	122	95	188	140	170	116	85	90	226	135																			430
COLS 39	48	52	88	69	42	63	30	33	100	48																			179
COLS 40	105	65	135	142	82	98	61	120	147	122																			346
COLS 41	42	22	80	69	49	53	31	27	73	52																			162
COLS 42	187	112	237	181	186	200	106	118	286	182																			551

OFFICIAL RESULTS \* GENERAL ELECTION \* NOVEMBER 6, 2001  
FRANKLIN COUNTY, OHIO  
Offices

COLUMBUS CSD MEM OF BD OF ED (FT)

COLUMBUS CSD  
MEM OF BD OF ED  
(UT)

DUBLIN CSD MEM OF BD OF ED

Ward Recap	Vote For 3									Vote For 1		Vote For 3							Precinct Public Count									
	A N D Y	B O W E R S	B I L L K E L	B U C K E L	B E R T M O N D	D E R M O N D	A G N I N D R E H W E R	L O R E R T A	H E R T D	R U C H E L	M U N I C I L	K E V I N J A D M A	U H A N M A	T I M O R H Y	J E F F O T	C A R N E R	A W A R N E R	J U L I E		B E L I T	P A T R I C H	F R I E D R I C H	T O M I E S	M A R G O C H	G O O C H	D A N I E L E N	N O R E E N	R O Y C P
COLS 43	395	216	330	339	207	269	72	172	478	216																		806
COLS 44	190	95	553	281	532	288	449	114	383	453																		1311
COLS 45	198	107	370	220	306	247	214	117	346	259																		1122
COLS 46	667	328	677	630	434	635	260	237	927	419																		1963
COLS 47	316	189	498	405	379	333	228	162	531	328																		1016
COLS 48	180	138	560	348	536	286	383	113	380	470																		997
COLS 49	214	133	196	179	169	153	66	140	282	155																		500
COLS 50	39	40	369	222	397	104	211	17	121	362																		702
COLS 51	96	65	494	285	533	197	309	69	240	433																		816
COLS 52	480	266	562	510	408	411	266	226	689	386																		1327
COLS 53	642	293	472	487	284	526	133	224	812	263																		1212
COLS 54	493	224	515	426	334	407	193	227	632	303																		1108
COLS 55	95	80	379	250	363	195	298	90	240	341																		707
COLS 56	146	119	873	410	935	482	626	113	482	766																		1607
COLS 57	236	145	228	196	161	164	58	124	328	131																		1043
COLS 58	196	103	207	200	131	141	31	107	264	124																		1047
COLS 59	453	218	390	415	182	385	76	148	620	171																		922
COLS 60	281	125	232	221	62	233	23	89	363	89	170	82	225	119	134	125												1643
COLS 61	259	117	277	238	167	224	115	106	369	153																		612
COLS 62	29	11	57	28	42	46	40	8	44	46																		924
COLS 63	490	216	357	378	168	411	60	187	632	171	274	122	271	200	200	140												1565
COLS 64	0	0	1	0	1	1	0	0	1	0																		1001
COLS 66	148	91	167	149	116	155	74	72	215	116																		877
COLS 67	29	18	33	27	13	18	2	14	42	11																		296
COLS 68	101	76	207	139	174	121	122	59	197	142																		403
COLS 69	11	9	23	17	12	13	8	8	27	12	109	38	113	92	91	73												569
COLS 70	631	347	524	587	212	505	102	233	871	241																		1287
COLS 73	69	39	97	84	49	74	22	38	118	48																		1586
COLS 74	3	2	3	3	1	1	0	1	4	1	411	150	529	306	276	279												842
BLENDON	3	2	3	0	2	2	1	2	2	2																		183
CLINTON	137	170	136	105	110	107	56	102	210	104																		398
DUBLIN 1											466	155	536	452	524	430												1098
DUBLIN 2											319	105	333	288	327	273												776
DUBLIN 3											237	88	258	274	289	289												600
DUBLIN 4											493	132	539	523	613	400												1141
FRANKLIN	1	1	0	0	0	0	0	1	1	0																		134
GAHANNA 3	0	0	0	0	0	0	0	0	0	0																		217
MIFFLIN	38	32	53	40	50	50	29	34	68	47																		175
NORWICH											8	2	4	6	0	3												197
PERRY	10	11	12	7	7	9	1	14	14	7	17	9	27	16	17	17												1134
SHARON	84	72	73	90	30	49	15	56	114	50																		557
TRURO	0	0	1	0	1	0	0	1	0	1																		51



OFFICIAL RESULTS \* GENERAL ELECTION \* NOVEMBER 6, 2001  
FRANKLIN COUNTY, OHIO  
Offices

COLUMBUS CSD MEM OF BD OF ED (FT)

COLUMBUS CSD  
MEM OF BD OF ED  
(UT)

DUBLIN CSD MEM OF BD OF ED

Vote For 3

Vote For 1

Vote For 3

A N D Y R S	B N O W E L K E L	B I L C L U C K E L	B T M Y M O N D E R	D E R T M E H W E R	A N D N E H W E R	G I D N E H W E R	L O R A T E R D A	H E R T D A	R U C H E L	M T N H I L	K E V I N - J A M A	M U H I A M H Y	T I M O R T H Y	J E F F O T	C A B L E F O T	A L L R N E R	J U L I E	B L S I T E	P A R T I D R I C H	F R I E D R I C H	T O M M I E S	M A R G A R E T Y H	D A N I E L N	E R I C P	Precinct Public Count		
53	52	77	57	54	55	14	42	105	42	0	0	0	0	0	0	0	0	0	0	0	0	0	0	0	284		
1718	765	2012	1977	1640	1472	673	540	2387	1536	5	4	4	6	4	149	81	161	126	130	129	357	132	493	582	395	621	10906
19106	11158	28334	23352	21615	18602	12616	9226	29367	20340	244	57	166	113	110	134	3749	1358	4123	3439	3436	3186	0	0	0	0	0	

Ward Recap

UP ARL 6  
VALLEYVIEW  
WASHINGTON  
ABSENTEE  
DELAWARE CO  
UNION CO

OFFICIAL RESULTS \* GENERAL ELECTION \* NOVEMBER 6, 2001

FRANKLIN COUNTY, OHIO

Offices

GAHANNA-JEFFERSON CSD MEM OF BD OF ED

GRANDVIEW HEIGHTS CSD MEM OF BD OF ED

GROVEPORT MADISON LSD MEM OF BD OF ED

Vote For 3					Vote For 3					Vote For 3					Precinct Public Count		
M A R L E N E	E A R D L E R N E	K H E A V I R N S T O N	R J Y O A L L E P Y	C Y L O A D R E R I C E	S T E R I G A N A	B U R I G A N	B R O O K I A K N	A K N E I L L E R A J	S M U C L Z L A E O N N D E	N W O R L L M L A A C E J E	T E L L R L E N K	J B A A M R E N S E T M T	R M I C H A E I N D	R P O B L E Y T H O L		L R Y I L N E Y	
COLS 26	- E	0	0	0	0												88
		0	0	0	0												88
COLS 44	- H										76	95	47	71	108		188
COLS 44	- I										54	67	29	58	63		126
COLS 44	- J										56	110	76	91	105		197
COLS 44	- K										25	46	24	52	48		84
											211	318	176	272	324		595
COLS 45	- D										34	44	26	60	53		139
COLS 45	- E										54	36	33	32	49		95
COLS 45	- G										63	76	43	60	66		141
COLS 45	- H										1	6	4	5	3		88
COLS 45	- I										100	59	56	56	78		166
COLS 45	- J										90	56	30	46	79		150
COLS 45	- K										43	52	32	49	60		103
											385	329	224	308	388		882
COLS 46	- D	10	12	10	10												142
COLS 46	- J	0	0	0	0												84
COLS 46	- M	0	0	0	0												170
		10	12	10	10												396
COLS 50	- C										0	0	0	0	0		139
COLS 50	- D										41	48	43	41	64		98
											41	48	43	41	64		237
COLS 56	- E	0	0	0	0												313
COLS 56	- I	61	64	49	63												127
		61	64	49	63												440
GAHANNA 1	- A	92	85	104	100												187
	- B	110	87	89	109												170
	- C	147	131	138	131												263
	- D	100	89	98	104												176
	- E	106	86	107	94												182
	- F	54	47	48	59												107
		609	525	584	597												1085

OFFICIAL RESULTS \* GENERAL ELECTION \* NOVEMBER 6, 2001

FRANKLIN COUNTY, OHIO

Offices

GAHANNA-JEFFERSON CSD MEM OF BD OF ED

GRANDVIEW HEIGHTS CSD MEM OF BD OF ED

GROVEPORT MADISON LSD MEM OF BD OF ED

	Vote For 3				Vote For 3					Vote For 3					Precinct Public Count				
	M A R L E N E	K E I R N S O N	H A V I R S T P Y	J O Y L O R E R I C E	C Y L O A D R E R I C E	S T E R V E G A N A	B R I O I A K N	R O O I O K N	A N E I L L T L E R J	S U Z A N D E	M U C Z L A N D E	N O R R L M L A C J E	T E L R L I E N K	A A M R E N S E T M T		J B A R E N S E T M T	R M C R H T A I R N D	R P O A L B L E R Y T	L R Y I L N E Y
GAHANNA 2	-A	78	57	84	78														136
	-B	116	107	82	103														196
	-C	153	130	129	163														258
	-D	68	57	65	64														120
	-E	138	116	116	133														222
	-F	39	29	22	33														55
		592	496	498	574														987
GAHANNA 3	-A	62	62	44	65														114
	-B	83	54	65	84														149
	-C	128	111	103	104														215
	-D	140	124	119	124														217
	-E	135	94	97	119														195
	-F	83	75	77	79														151
		629	520	505	575														1041
GAHANNA 4	-A	170	109	120	144														246
	-B	115	110	90	111														204
	-C	158	118	127	141														265
	-D	133	81	87	107														184
	-E	176	131	133	149														269
	-F	176	118	124	154														260
	-G	99	99	78	104														190
		1027	766	759	910														1618
GRANDVIEW	-A					313	318	247	331	84									520
	-B					201	187	176	230	54									353
	-C					155	224	228	231	85									376
	-D					145	193	204	241	87									347
	-E					98	173	133	146	92									273
						912	1095	988	1179	402									1869
GROVEPORT	-A											65	158	64	165	159			249
	-B											67	113	75	122	110			195
	-C											47	108	47	126	127			177
												179	379	186	413	396			621
JEFFERSON	-A	135	88	103	126														216
	-B	112	91	88	127														203
	-C	133	123	96	129														232
		380	302	287	382														651



OFFICIAL RESULTS \* GENERAL ELECTION \* NOVEMBER 6, 2001  
FRANKLIN COUNTY, OHIO  
Offices

GAHANNA-JEFFERSON CSD MEM OF BD OF ED    GRANDVIEW HEIGHTS CSD MEM OF BD OF ED    GROVEPORT MADISON LSD MEM OF BD OF ED

Ward Recap	Vote For 3				Vote For 3					Vote For 3					Precinct Public Count		
	M A R D L E R N E	E A V I R N S T O N	K H Y A L N E P Y	J O L A D E R C E	C Y L A D E R I R C E	S T E R V E G A N A	B U R I A K N	C O O K T L E A R J	A K I L L E R N D	S M Z L E O N D	N W O R L L M A C E J E	T E L R L I E N K	J A M E S M T	B A R M R S E T M T		R M I C H A E I R N D	R P O B L E R Y T
COLS 26	0	0	0	0													88
COLS 44											211	318	176	272	324		595
COLS 45											385	329	224	308	388		882
COLS 46	10	12	10	10													396
COLS 50											41	48	43	41	64		237
COLS 56	61	64	49	63													440
GAHANNA 1	609	525	584	597													1085
GAHANNA 2	592	496	498	574													987
GAHANNA 3	629	520	505	575													1041
GAHANNA 4	1027	766	759	910													1618
GRANDVIEW						912	1095	988	1179	402							1869
GROVEPORT											179	379	186	413	396		621
JEFFERSON	380	302	287	382													651
MADISON											659	917	585	943	1034		1931
MARBLE CLIFF						93	93	83	131	33							202
MIFFLIN	20	18	16	18													99
OBETZ											76	107	73	102	140		255
REYNS 2	0	0	0	0													226
TRURO											55	65	55	55	76		130
ABSENTEE	208	165	172	203	59	77	63	75	32	151	133	116	144	179			10906
	3536	2868	2880	3332	1064	1265	1134	1385	467	1757	2296	1458	2278	2601			

OFFICIAL RESULTS \* GENERAL ELECTION \* NOVEMBER 6, 2001  
FRANKLIN COUNTY, OHIO  
Offices

HAMILTON LSD MEM OF BD  
OF ED

HILLIARD CSD MEM OF BD OF ED

PLAIN LSD MEM OF BD OF ED

Vote For 3					Vote For 3					Vote For 3					Precinct Public Count									
R A D A L	R U P E R T	D A I T L	S C H U T L	W r i t e r i n	D E S I G N E R	B O B I S I T E R	T H A M S O N	C A M E R O N	L I B E R Y C H V H	G I B B R Y C H V H	D O U G G I E D	M A R G A R E T	W I L L I A M R	M I C H A E L		R O B E R T C K	J U L I E L L O	D I A N D E K I N G	P E T E R Z H	H O V A T H	J E N N I F E R	L O N N E Z	A N N E T H O P	
COLS 10	-A				23	33	22	20	0															50
	-E				108	115	84	94	0															208
	-F				83	92	81	85	0															171
	-G				74	80	89	85	0															173
	-H				44	38	34	34	0															71
	-J				39	37	38	27	0															66
	-K				57	52	45	49	0															94
	-L				71	58	50	59	0															111
	-M				68	76	63	68	0															123
	-N				43	32	34	32	0															67
	-O				88	80	76	68	0															154
	-P				79	65	64	71	0															127
	-Q				14	17	18	16	0															46
	-R				31	38	43	35	0															68
	-S				4	2	2	3	0															8
	-T				31	40	30	31	0															68
					857	855	773	777	0															1605
COLS 49	-A	57	61	5																				88
	-E	51	56	4																				86
	-F	63	77	13																				118
		171	194	22																				292
COLS 50	-C	12	13	0																				139
		12	13	0																				139
COLS 57	-C				24	28	30	19	0															158
COLS 57	-D				14	18	16	16	0															194
COLS 57	-E				7	6	7	6	0															80
COLS 57	-F				88	85	90	91	0															167
COLS 57	-H				13	14	11	9	0															123
COLS 57	-I				42	37	32	35	0															97
COLS 57	-J				0	0	0	0	0															114
					188	188	186	176	0															933

OFFICIAL RESULTS \* GENERAL ELECTION \* NOVEMBER 6, 2001  
FRANKLIN COUNTY, OHIO  
Offices

HAMILTON LSD MEM OF BD OF ED

HILLIARD CSD MEM OF BD OF ED

PLAIN LSD MEM OF BD OF ED

Vote For 3				Vote For 3					Vote For 3						Precinct Public Count			
R A D A L	R U P E R T	D S V H T L E	W r i t e - i n	D E I S E T	B O N I B S I T E	T H O L M H A O S O N	L I B E R Y A C H	D O U G G I E D	W M I L L I E R C A E M R	R O B E R T C K	J U L I E L L O	D O L L A N D E E K I N G	P H O E R V A T H	J E N N I F E R		L O P E Z	A N N E T T E	L U S E N T H O P
COLS 69	-A			133	102	138	117	0										216
	-B			38	44	40	31	0										67
	-C			167	121	126	99	0										247
	-D			156	114	124	105	0										246
	-E			96	95	105	84	0										170
	-H			11	11	14	14	0										94
	-I			121	106	85	86	0										186
	-J			2	2	1	1	0										39
				<u>724</u>	<u>595</u>	<u>633</u>	<u>537</u>	<u>0</u>										1265
COLS 73	-A									29	43	31	38	58	46			259
	-G									39	99	80	74	74	86			225
	-H									85	113	226	239	169	147			547
	-I									62	71	85	113	93	69			280
										<u>215</u>	<u>326</u>	<u>422</u>	<u>464</u>	<u>394</u>	<u>348</u>			1311
BLENDON	-B									0	0	0	0	0	0			99
										<u>0</u>	<u>0</u>	<u>0</u>	<u>0</u>	<u>0</u>	<u>0</u>			99
BROWN	-A			110	112	129	166	0										238
	-B			57	85	73	93	0										133
				<u>167</u>	<u>197</u>	<u>202</u>	<u>259</u>	<u>0</u>										371
DUBLIN 2	-C			0	0	0	0	0										98
DUBLIN 2	-D			6	11	10	9	0										63
DUBLIN 2	-G			23	23	14	24	0										84
DUBLIN 2	-H			7	12	13	10	0										19
				<u>36</u>	<u>46</u>	<u>37</u>	<u>43</u>	<u>0</u>										264
FRANKLIN	-C			6	4	2	5	0										134
				<u>6</u>	<u>4</u>	<u>2</u>	<u>5</u>	<u>0</u>										134
HAMILTON	-A	103	120	4														205
	-B	69	84	7														126
	-C	106	130	8														169
	-D	109	145	7														216
		<u>387</u>	<u>479</u>	<u>26</u>														716
HILLIARD 1	-A			46	53	55	56	0										99
	-B			105	79	83	89	0										165
	-C			145	109	133	120	0										223
	-D			94	86	88	85	0										156
				<u>390</u>	<u>327</u>	<u>359</u>	<u>350</u>	<u>0</u>										643

OFFICIAL RESULTS \* GENERAL ELECTION \* NOVEMBER 6, 2001  
FRANKLIN COUNTY, OHIO  
Offices

HAMILTON LSD MEM OF BD OF ED

HILLIARD CSD MEM OF BD OF ED

PLAIN LSD MEM OF BD OF ED

Vote For 3				Vote For 3					Vote For 3						Precinct Public Count					
R A D A L	R U N D P E L T	D A C V I U D T L E	S C H H U T T E I N	W r i t e r s	D E N I S E T T	B H O M A S O N F	T O L M H O S O N F	C O L B R Y A C H V H	L I B E R I A N S V H	G E O R G E I A M R A	D O M I N I C A E D	W I L I A M I E L I A E M R	R O B E R T C K	J U L I E L L O		D I A N D E K I N G	P H I L I P P E R Z H	J E N N I F E R	L O U I S I A Z	A L L E N S E N T H O P
HILLIARD 2	-A				136	138	137	123	0											234
	-B				190	151	132	125	0											274
	-C				173	189	179	140	0											302
	-D				147	122	124	107	0											223
					646	600	572	495	0											1633
HILLIARD 3	-A				50	63	52	56	0											102
	-B				98	89	89	80	0											169
	-C				56	66	50	58	0											116
	-D				116	84	107	91	0											190
					320	302	298	285	0											577
HILLIARD 4	-A				132	115	122	137	0											224
	-B				117	141	138	129	0											234
	-C				124	112	108	92	0											206
	-D				120	95	113	117	0											200
	-E				94	91	91	97	0											180
					587	554	572	572	0											1044
LOCKBOURNE		21	32	1																66
		21	32	1																66
NEW ALBANY	-A									124	164	161	169	141	139					382
	-B									123	119	207	237	132	236					446
	-C									236	103	255	292	179	306					579
										483	386	623	698	452	681					1407
NORWICH	-A				101	124	114	125	0											209
	-B				168	126	120	106	0											235
	-C				131	103	92	84	0											197
	-D				81	92	60	60	0											135
					481	445	386	375	0											776
OBETZ	-A	108	134	5																234
	-C	109	112	11																197
		217	246	16																431
PLAIN	-A									68	129	65	50	64	74					204
	-B									55	76	69	70	65	59					201
	-C									93	166	145	132	115	102					339
										216	371	279	252	244	235					744



OFFICIAL RESULTS \* GENERAL ELECTION \* NOVEMBER 6, 2001  
FRANKLIN COUNTY, OHIO  
Offices

HAMILTON LSD MEM OF BD  
OF ED

HILLIARD CSD MEM OF BD OF ED

PLAIN LSD MEM OF BD OF ED

Vote For 3				Vote For 3					Vote For 3						Precinct Public Count							
R A D A L	R U P E R T	D A C H I U T L E	S C H U T T E r i n	D E I S E T	B O N I S E T	T H A M A O N F	C H O L M A O N F	L I B E R Y C H V H	G I B E R A C H V H	D O G E D	M A G I E D	W I L L I E M R	R O B L E R T C K	J U L I E L L O		D O N E L K I N G	P E T E R Z H	H O V A T H	J E N N E F E R	L O P E Z	A N N E T T E	L U I S E N T H O P
PRAIRIE	-A			87	71	64	81	0														144
	-C			31	32	35	45	0														173
	-L			62	47	58	74	0														112
				180	150	157	200	0														429
WASHINGTON				58	69	75	70	0														133
				58	69	75	70	0														133
ABSENTEE		43	46	0	235	210	220	210	0	56	57	83	83	53	71							10906
		43	46	0	235	210	220	210	0	56	57	83	83	53	71							10906
LICKING CO										0	1	0	0	1	1							0
										0	1	0	0	1	1							0
UNION CO					0	0	0	0	0													0
					0	0	0	0	0													0
<b>Grand Total :</b>		<b>851</b>	<b>1010</b>	<b>65</b>	<b>4875</b>	<b>4542</b>	<b>4472</b>	<b>4354</b>	<b>0</b>	<b>970</b>	<b>1141</b>	<b>1407</b>	<b>1497</b>	<b>1144</b>	<b>1336</b>							

OFFICIAL RESULTS \* GENERAL ELECTION \* NOVEMBER 6, 2001  
FRANKLIN COUNTY, OHIO  
Offices

HAMILTON LSD MEM OF BD OF ED

HILLIARD CSD MEM OF BD OF ED

PLAIN LSD MEM OF BD OF ED

Vote For 3				Vote For 3					Vote For 3																			
R	R	D	S	W	D	B	T	C	L	G	D	M	W	M	R	B	J	D	D	G	P	H	J	L	A	L		
A	U	A	C	r	E	O	H	A	I	I	O	A	I	E	O	A	U	I	I	O	E	O	R	E	N	N	U	
N	P	V	H	i	N	B	O	L	B	E	U	G	L	R	B	L	L	I	A	E	T	R	V	N	P	E	S	
D	P	I	U	t	I	B	M	H	B	R	G	G	L	C	E	C	I	U	A	N	D	E	R	A	N	E	E	
A	E	D	T	e	S	I	A	O	Y	A	I	I	I	A	R	H	E	L	E	K	E	R	A	T	H	T	H	
L	R	T	L	E	E	T	S	O	C	H	D	M	R	A	T	I	C	L	O	I	N	Z	H	F	E	R	O	
				n			F	N	V	H					K													
					857	855	773	777	0																			
COLS 10																												1605
COLS 49	171	194	22																									292
COLS 50	12	13	0																									139
COLS 57					188	188	186	176	0																			933
COLS 69					724	595	633	537	0																			1265
COLS 73															215	326	422	464	394	348								1311
BLENDON															0	0	0	0	0	0								99
BROWN					167	197	202	259	0																			371
DUBLIN 2					36	46	37	43	0																			264
FRANKLIN					6	4	2	5	0																			134
HAMILTON	387	479	26																									716
HILLIARD 1					390	327	359	350	0																			643
HILLIARD 2					646	600	572	495	0																			1033
HILLIARD 3					320	302	298	285	0																			577
HILLIARD 4					587	554	572	572	0																			1044
LOCKBOURNE	21	32	1																									66
NEW ALBANY															483	386	623	698	452	681								1407
NORWICH					481	445	386	375	0																			776
OBETZ	217	246	16																									431
PLAIN															216	371	279	252	244	235								744
PRAIRIE					180	150	157	200	0																			429
WASHINGTON					58	69	75	70	0																			133
ABSENTEE	43	46	0		235	210	220	210	0						56	57	83	83	53	71								10906
LICKING CO															0	1	0	0	1	1								0
UNION CO					0	0	0	0	0																			0
	851	1010	65		4875	4542	4472	4354	0						970	1141	1407	1497	1144	1336								

Ward Recap

Precinct  
Public  
Count

OFFICIAL RESULTS \* GENERAL ELECTION \* NOVEMBER 6, 2001

FRANKLIN COUNTY, OHIO

Offices

REYNOLDSBURG CSD MEM  
OF BD OF ED

SOUTH-WESTERN CSD MEM OF BD OF  
ED

UPPER ARLINGTON CSD MEM OF BD OF ED

Vote For 3				Vote For 3				Vote For 2						Precinct Public Count									
C H E R Y L	M A X	A N D R E E J	S W O R P E W	H A R R Y W	Z E R N E Y E	B E T H H A R O V E	C O N T R A C T Y O N	J O H N S O N	W I L L I A M G	M I C H A E L A T M Y	K R I S T I A N S H Y N	B O B I N	J I M M Y H E R		F I S H E R	B R E N D A R D T	G R E G G A R D T	L I N D E A S	J O H N D E A S	M A R I Z G I U E I	P R I Z E I	J O S E P H P L E T Y	
COLS 10	-B					1	3	2	1														37
COLS 10	-F											0	0	0	0	0	0	0	0	0	0	0	171
COLS 10	-G					3	3	2	1														173
						4	6	4	2			0	0	0	0	0	0	0	0	0	0	0	381
COLS 11	-B					3	5	4	1														154
						3	5	4	1														154
COLS 32	-C					7	3	7	7														115
						7	3	7	7														115
COLS 36	-A					0	2	4	4														173
	-B					54	46	51	44														102
	-C					39	44	25	26														61
	-D					22	19	26	21														149
	-E					81	77	77	72														157
	-F					29	27	28	30														51
	-G					25	27	17	19														38
	-H					68	62	43	59														103
						318	304	271	275														834
COLS 37	-B					7	6	7	4														56
COLS 37	-C					27	22	23	23														46
COLS 37	-D					43	42	34	42														79
COLS 37	-E					55	56	52	57														114
						132	126	116	126														295
COLS 38	-C					0	0	0	0														139
						0	0	0	0														139
COLS 45	-E	2	3	3																			95
		2	3	3																			95
COLS 46	-A	0	0	0																			186
	-D	0	0	0																			142
	-E	0	0	0																			219
	-F	55	60	51																			99
	-G	44	37	35																			75
	-H	11	9	10																			185
	-I	14	13	11																			302
		124	119	107																			1208

OFFICIAL RESULTS \* GENERAL ELECTION \* NOVEMBER 6, 2001

FRANKLIN COUNTY, OHIO

Offices

REYNOLDSBURG CSD MEM OF BD OF ED

SOUTH-WESTERN CSD MEM OF BD OF ED

UPPER ARLINGTON CSD MEM OF BD OF ED

		Vote For 3				Vote For 2				Vote For 2						Precinct Public Count								
		C H R Y L	M A X	A N D R E E W J	S W R P E E	H A R R Y W	Z E U N E	B E T H G R O V E	C O N T R A O V E	J O T H N S O N	W I L L A M Y G	M I C H A E L A T M Y G	K R I S S T Y S H Y N	B O B I N	J I M M E R		B R E N D A	G R E H A R D T	L I N D A S	J O N N E S	M A R G Z U E I	P I Z Z U T I	J O S E P H L E Y	S E N C L E Y
COLS 57	-C							39	31	29	29													158
COLS 57	-D							82	86	71	77													194
COLS 57	-E							11	14	11	13													80
COLS 57	-F							1	1	0	0													167
COLS 57	-G							0	0	0	0													140
COLS 57	-H							50	47	42	40													123
COLS 57	-I							10	13	8	11													97
COLS 57	-J							55	55	50	44													114
								<u>248</u>	<u>247</u>	<u>211</u>	<u>214</u>													1073
COLS 58	-A							60	57	47	52													150
	-B							54	56	43	53													179
	-C							54	53	54	48													95
	-E							103	104	86	105													201
	-F							67	63	51	58													120
	-G							0	0	0	0													132
	-H							60	54	54	52													111
								<u>398</u>	<u>387</u>	<u>335</u>	<u>368</u>													988
COLS 63	-G													1	0	3	1	2	0					148
COLS 63	-H													0	0	0	0	0	0					93
COLS 63	-I													0	0	0	0	0	0					54
														<u>1</u>	<u>0</u>	<u>3</u>	<u>1</u>	<u>2</u>	<u>0</u>					295
COLS 64	-F													0	0	0	0	0	0					201
														<u>0</u>	<u>0</u>	<u>0</u>	<u>0</u>	<u>0</u>	<u>0</u>					201
COLS 67	-A							55	51	50	48													84
	-B							75	88	53	64													123
	-C							46	53	39	36													79
	-D							18	24	17	16													43
	-E							68	59	56	63													109
	-F							93	91	76	69													212
	-G							80	96	84	81													148
	-H							75	69	62	70													125
	-I							43	40	29	42													67
	-J							55	59	35	50													90
	-K							45	44	37	38													67
								<u>653</u>	<u>674</u>	<u>538</u>	<u>577</u>													1147

OFFICIAL RESULTS \* GENERAL ELECTION \* NOVEMBER 6, 2001  
FRANKLIN COUNTY, OHIO  
Offices

REYNOLDSBURG CSD MEM OF BD OF ED      SOUTH-WESTERN CSD MEM OF BD OF ED      UPPER ARLINGTON CSD MEM OF BD OF ED

	Vote For 3				Vote For 3				Vote For 2				Precinct Public Count				
	C H R Y L	M A R R E W	A N D R E W	S W A R T H W E J	B E R T H A O V E	C O N G R E S S M A N	J O H N S O N	W I L L I A M G	K E V I N S H Y N	S T E P H A N A T T S H Y N	B O B I N	A R M S T R O N G H E R		J I M M E S T R O N G H E R	B R E N D A R D T	L E O N A R D S	M A I G I E T I
FRANKLIN	-A				87	95	87	80									161
	-B				63	70	59	55									115
	-C				73	74	67	46									134
	-D				68	79	78	64									139
	-E				83	95	89	79									163
	-F				17	15	15	21									42
					<u>391</u>	<u>428</u>	<u>395</u>	<u>345</u>									754
GROVE CITY 1	-A				114	117	96	103									196
	-B				111	120	85	96									175
	-C				157	163	118	141									269
	-D				23	27	17	21									43
					<u>405</u>	<u>427</u>	<u>316</u>	<u>361</u>									683
GROVE CITY 2	-A				128	132	98	101									205
	-B				144	137	123	114									218
	-C				102	95	89	84									160
					<u>374</u>	<u>364</u>	<u>310</u>	<u>299</u>									583
GROVE CITY 3	-A				148	140	129	138									231
	-B				241	233	201	199									388
	-C				182	173	156	162									304
	-D				163	174	124	138									267
	-E				116	99	100	98									186
	-F				194	178	167	176									304
	-G				188	178	161	166									283
					<u>1232</u>	<u>1175</u>	<u>1038</u>	<u>1077</u>									1963
GROVE CITY 4	-A				106	94	98	85									178
	-B				133	139	128	120									211
	-C				84	85	64	72									128
	-D				102	111	101	89									182
	-E				103	109	88	105									179
					<u>528</u>	<u>538</u>	<u>479</u>	<u>471</u>									878
HARRISBURG					34	41	34	33									63
					34	41	34	33									63
JACKSON	-A				80	97	66	70									140
	-B				85	109	61	79									150
	-C				101	87	78	80									148
	-D				135	119	120	117									209
					<u>401</u>	<u>412</u>	<u>325</u>	<u>346</u>									647

OFFICIAL RESULTS \* GENERAL ELECTION \* NOVEMBER 6, 2001

FRANKLIN COUNTY, OHIO

Offices

REYNOLDSBURG CSD MEM  
OF BD OF ED

SOUTH-WESTERN CSD MEM OF BD OF  
ED

UPPER ARLINGTON CSD MEM OF BD OF ED

Vote For 3				Vote For 3				Vote For 2						Precinct Public Count								
C H R Y L	M A R E E W	A N R P E J	S W A E Y W	B T H G A O V E	C O N G	J O H N S O N	W I L L I A M Y G	K I S S T A S H Y N	B O B I N	A R K I N	J I M M H E R	F I S H E R	B R E N D A T		G R E N H A R D T	L I N D E A S	J O N D E S	M A R G U E T I	P R I Z G U E I	J O S E P H L E Y T		
JEFFERSON	-C	3	2	2																	232	
		3	2	2																		232
PERRY	-C								11	7	11	8	7	0								91
									11	7	11	8	7	0								91
PLEASANT	-A				83	91	84	74														184
	-B				120	147	97	96														228
	-C				87	112	71	66														187
	-D				122	139	123	125														236
	-E				84	106	72	87														165
	-F				55	80	39	45														114
					551	675	486	493														1114
PRAIRIE	-B				159	175	139	131														277
PRAIRIE	-C				59	61	43	52														173
PRAIRIE	-D				166	147	159	147														263
PRAIRIE	-E				80	79	60	64														134
PRAIRIE	-F				90	88	84	88														159
PRAIRIE	-G				104	120	116	105														208
PRAIRIE	-H				67	69	71	53														124
PRAIRIE	-I				82	90	74	83														152
PRAIRIE	-J				57	65	47	55														94
PRAIRIE	-K				76	98	79	77														160
					940	992	872	855														1744
REYNS 1	-A	97	99	84																		176
	-B	143	147	136																		229
	-C	70	68	59																		120
	-D	103	108	97																		177
	-E	182	192	179																		318
		595	614	555																		1020
REYNS 2	-A	131	122	119																		226
	-B	72	77	70																		122
	-C	71	68	60																		108
	-D	108	116	104																		179
	-E	96	91	85																		148
	-F	102	93	87																		166
		580	567	525																		949

OFFICIAL RESULTS \* GENERAL ELECTION \* NOVEMBER 6, 2001

FRANKLIN COUNTY, OHIO

Offices

REYNOLDSBURG CSD MEM  
OF BD OF ED

SOUTH-WESTERN CSD MEM OF BD OF  
ED

UPPER ARLINGTON CSD MEM OF BD OF ED

	Vote For 3			Vote For 3				Vote For 2															
	C H R Y L	M A R E W	A N D R E W	S W O P E E	H A R R I S O N	Z E R U N E	B E T H A	C O N G R O V E	C A T H Y	J O H N S O N	W I L L I A M G	M I C H A E L A R T Y	K R I S T I A N S H Y N	B O R K I N	J I M S H E R	B R E N D A R D T	L J O N D A S	M A R I Z A G I E	P I Z Z U T I	J O S E P H C L E Y			
REYNS 3	- A	98	92	82																		138	
	- B	126	130	119																			196
	- C	108	109	107																			180
	- D	111	125	109																			192
	- E	86	84	79																			123
		529	540	496																			829
REYNS 4	- A	65	62	51																			95
	- B	64	64	57																			94
	- C	96	103	97																			161
	- D	103	107	95																			162
	- E	36	36	35																			57
		364	372	335																			569
TRURO	- A	26	27	29																			51
		26	27	29																			51
UP ARL 1	- A													144	72	53	109	161	41				356
	- B													151	75	54	114	159	67				361
	- C													105	65	32	88	122	27				257
	- D													99	49	30	86	120	52				246
	- E													169	94	45	170	174	51				407
	- F													132	80	48	136	165	36				338
														800	435	262	703	901	274				1965
UP ARL 2	- A													171	82	41	170	201	60				413
	- B													72	32	26	52	72	19				154
	- C													104	72	51	81	131	23				282
	- D													149	111	73	150	172	36				433
	- E													82	62	65	83	115	15				266
														578	359	256	536	691	153				1548
UP ARL 3	- A													138	101	59	143	169	34				388
	- B													90	76	42	103	104	18				263
	- C													120	83	49	95	150	32				325
	- D													168	101	77	115	191	35				391
	- E													93	81	56	73	97	17				258
														609	442	283	529	711	136				1625

Precinct  
Public  
Count

OFFICIAL RESULTS \* GENERAL ELECTION \* NOVEMBER 6, 2001

FRANKLIN COUNTY, OHIO

Offices

REYNOLDSBURG CSD MEM OF BD OF ED

SOUTH-WESTERN CSD MEM OF BD OF ED

UPPER ARLINGTON CSD MEM OF BD OF ED

		Vote For 3			Vote For 3				Vote For 2				Precinct Public Count		
		C M H A E X R Y L	A S N W D O R P E E W	H Z A E R U R N Y E W	B C E O T N H G R O V E	C J A T H N Y S O N	W M I C L A R R A T M Y G	K S R T I A S T T Y S H Y N	B A O R K I N	J F I I M S H E R	B G R E R H N H D A R D T	L J O N N D E A S	M P A I R Z G Z I U E T	J S O P E N S E N C P C L E T Y	
UP ARL 4	-A								110	58	60	54	138	16	264
	-B								147	85	64	76	168	19	343
	-C								90	71	66	45	119	21	251
	-D								103	106	45	52	121	16	260
	-E								132	157	63	90	162	30	395
									<u>582</u>	<u>477</u>	<u>298</u>	<u>317</u>	<u>708</u>	<u>102</u>	<u>1513</u>
UP ARL 5	-A								136	97	71	109	150	31	370
	-B								129	132	79	73	157	19	339
	-C								119	104	57	86	150	25	316
	-D								68	108	65	49	113	22	247
	-E								56	59	70	52	80	10	204
	-F								120	127	93	63	161	27	353
									<u>628</u>	<u>627</u>	<u>435</u>	<u>432</u>	<u>811</u>	<u>134</u>	<u>1829</u>
UP ARL 6	-A								146	169	83	88	169	32	403
	-B								73	88	94	68	109	17	269
	-C								105	132	63	80	137	17	338
	-D								102	142	33	66	115	29	282
	-E								131	124	69	65	151	25	330
	-F								82	99	75	73	132	10	284
	-G								88	118	59	83	134	21	329
									<u>727</u>	<u>872</u>	<u>476</u>	<u>523</u>	<u>947</u>	<u>151</u>	<u>2235</u>
URBANCREST					42	50	27	33							94
					42	50	27	33							94
ABSENTEE		150	156	153	508	547	465	406	279	207	114	163	310	65	10906
		150	156	153	508	547	465	406	279	207	114	163	310	65	10906
FAIRFIELD CO		0	0	0											0
		0	0	0											0
LICKING CO		606	603	524											0
		606	603	524											0
PICKAWAY CO					10	14	10	10							0
					10	14	10	10							0
<b>Grand Total :</b>		<u>2979</u>	<u>3003</u>	<u>2729</u>	<u>7179</u>	<u>7415</u>	<u>6243</u>	<u>6299</u>	<u>4215</u>	<u>3426</u>	<u>2138</u>	<u>3212</u>	<u>5088</u>	<u>1015</u>	



OFFICIAL RESULTS \* GENERAL ELECTION \* NOVEMBER 6, 2001

FRANKLIN COUNTY, OHIO

Offices

REYNOLDSBURG CSD MEM OF BD OF ED

SOUTH-WESTERN CSD MEM OF BD OF ED

UPPER ARLINGTON CSD MEM OF BD OF ED

	Vote For 3			Vote For 3				Vote For 2					
	C M H A E X R Y L	A S N W D O R P E E W	H Z A E R U R N E E W	B C E O T N H G R O V E	C J A O T H H N Y S O N	W M I C L C L A I R A T M Y	K S R T I A S S T T A Y S H Y N	B A O R B K I N	J F I I M S H E R	B G R E R E N H D A R D T	L J I O N N D E A S	M P A I R Z G Z I U E I	J S O P S E N C L E Y
COLS 10				4	6	4	2	0	0	0	0	0	0
COLS 11				3	5	4	1						
COLS 32				7	3	7	7						
COLS 36				318	304	271	275						
COLS 37				132	126	116	126						
COLS 38				0	0	0	0						
COLS 45	2	3	3										
COLS 46	124	119	107										
COLS 57				248	247	211	214						
COLS 58				398	387	335	368						
COLS 63								1	0	3	1	2	0
COLS 64								0	0	0	0	0	0
COLS 67				653	674	538	577						
FRANKLIN				391	428	395	345						
GROVE CITY 1				405	427	316	361						
GROVE CITY 2				374	364	310	299						
GROVE CITY 3				1232	1175	1038	1077						
GROVE CITY 4				528	538	479	471						
HARRISBURG				34	41	34	33						
JACKSON				401	412	325	346						
JEFFERSON	3	2	2										
PERRY								11	7	11	8	7	0
PLEASANT				551	675	486	493						
PRAIRIE				940	992	872	855						
REYNS 1	595	614	555										
REYNS 2	580	567	525										
REYNS 3	529	540	496										
REYNS 4	364	372	335										
TRURO	26	27	29										
UP ARL 1								800	435	262	703	901	274
UP ARL 2								578	359	256	536	691	153
UP ARL 3								609	442	283	529	711	136
UP ARL 4								582	477	298	317	708	102
UP ARL 5								628	627	435	432	811	134
UP ARL 6								727	872	476	523	947	151
URBANCREST				42	50	27	33						
ABSENTEE	150	156	153	508	547	465	406	279	207	114	163	310	65
FAIRFIELD CO	0	0	0										
LICKING CO	606	603	524										
PICKAWAY CO				10	14	10	10						
<b>TOTAL</b>	<b>2979</b>	<b>3003</b>	<b>2729</b>	<b>7179</b>	<b>7415</b>	<b>6243</b>	<b>6299</b>	<b>4215</b>	<b>3426</b>	<b>2138</b>	<b>3212</b>	<b>5088</b>	<b>1015</b>

Ward Recap

Precinct  
Public  
Count

COLS 10  
COLS 11  
COLS 32  
COLS 36  
COLS 37  
COLS 38  
COLS 45  
COLS 46  
COLS 57  
COLS 58  
COLS 63  
COLS 64  
COLS 67  
FRANKLIN  
GROVE CITY 1  
GROVE CITY 2  
GROVE CITY 3  
GROVE CITY 4  
HARRISBURG  
JACKSON  
JEFFERSON  
PERRY  
PLEASANT  
PRAIRIE  
REYNS 1  
REYNS 2  
REYNS 3  
REYNS 4  
TRURO  
UP ARL 1  
UP ARL 2  
UP ARL 3  
UP ARL 4  
UP ARL 5  
UP ARL 6  
URBANCREST  
ABSENTEE  
FAIRFIELD CO  
LICKING CO  
PICKAWAY CO

381  
154  
115  
834  
295  
139  
95  
1208  
1073  
988  
295  
201  
1147  
754  
683  
583  
1963  
878  
63  
647  
232  
91  
1114  
1744  
1020  
949  
829  
569  
51  
1965  
1548  
1625  
1513  
1829  
2235  
94  
10906  
0  
0  
0

OFFICIAL RESULTS \* GENERAL ELECTION \* NOVEMBER 6, 2001  
FRANKLIN COUNTY, OHIO  
Offices

WESTERVILLE CSD MEM OF BD OF ED

WHITEHALL CSD MEM OF BD  
OF ED

		Vote For 3							Vote For 3							Precinct Public Count								
		K A H L E E N	C O U Z E I L	M I H A E N S	C L A I E N S	L Y N D O N	D U N D O N	A N G L E L L A T T	G I L L E L L E T T	K E V I N	H O F M A N	D A N	H O L M E S	N A N C Y	N E S T O R - B A K		W r i t e - i n	W A L T E R S	A R M T E S	D A R R L E N E	J E S S U P	K M G A R D	M A G A R D	
COLS 42	-D	2	6	2	6	3	2	2																117
		2	6	2	6	3	2	2																117
COLS 52	-F	17	30	7	24	14	7	18																178
COLS 52	-H	8	9	11	17	13	8	10																98
		25	39	18	41	27	15	28																276
COLS 53	-G	8	7	7	8	3	4	8																131
COLS 53	-H	14	17	12	18	16	10	20																46
		22	24	19	26	19	14	28																177
COLS 54	-E	0	0	0	0	1	1	1																164
		0	0	0	0	1	1	1																164
COLS 61	-B	0	1	1	1	1	1	2																89
COLS 61	-D	0	0	1	1	1	0	1																245
		0	1	2	2	2	1	3																334
COLS 62	-A	22	28	14	28	20	10	31																78
	-B	24	43	25	28	32	23	31																113
	-C	52	57	35	50	57	39	75																173
	-D	42	46	18	46	51	29	62																143
	-E	51	52	26	57	60	35	70																159
	-F	33	46	27	35	37	29	57																137
	-G	43	49	22	51	34	32	57																216
	-H	53	78	37	84	67	41	78																206
	-I	46	56	39	58	44	25	72																174
		366	455	243	437	402	263	533																1399
COLS 66	-A	0	0	0	0	0	0	0																123
	-B	0	1	1	2	1	0	0																56
	-C	39	62	22	39	68	50	66																185
	-D	22	41	15	19	35	21	29																143
	-E	47	58	29	30	44	23	58																252
	-F	21	21	11	14	17	13	27																118
		129	183	78	104	165	107	180																877

OFFICIAL RESULTS \* GENERAL ELECTION \* NOVEMBER 6, 2001

FRANKLIN COUNTY, OHIO

Offices

WESTERVILLE CSD MEM OF BD OF ED

WHITEHALL CSD MEM OF BD OF ED

	Vote For 3							Vote For 3							
	K A T H L E E N J	C O I O C L H A I E N S L	M C O C L H L A I E N S	L D Y N N D O N	A G N I L L E L E T T	K E V I N M A N	H O F I N M A N	D H O L M E S	N N A N S T O R - B A K	W R I T E - I N	W A R M T E R S	D J A R L E N E	J E S S U P	K I M M A G A R D	
COLS 73	- A	24	34	25	21	32	10	28							Precinct Public Count
	- B	21	25	17	22	22	15	25							259
	- C	72	58	42	36	92	38	96							93
	- D	46	42	18	28	33	17	52							215
	- E	64	72	23	46	64	41	81							109
	- F	52	58	30	34	50	25	73							192
	- G	4	7	4	4	2	1	8							156
	- H	0	1	0	1	2	1	1							225
		283	297	159	192	297	148	364							547
BLENDON	- A	67	69	32	46	64	44	71							1796
	- B	30	35	25	26	40	19	47							174
	- C	58	60	33	38	68	40	86							99
	- D	45	75	27	32	73	33	83							183
	- E	60	59	27	42	61	34	68							160
	- F	56	106	38	63	64	58	84							163
	- G	81	118	48	77	96	72	119							217
		387	522	230	324	466	300	558							267
MINERVA PARK		93	147	90	97	122	91	232							1263
		93	147	90	97	122	91	232							419
PLAIN	- B	13	14	7	12	14	6	9							419
		13	14	7	12	14	6	9							201
SHARON	- A	3	2	5	4	6	2	4							201
		3	2	5	4	6	2	4							328
WESTV 1	- A	78	104	53	28	106	43	117							328
	- B	105	115	37	65	115	53	123							221
	- C	83	94	50	67	89	62	99							246
	- D	89	86	63	59	89	56	104							217
	- E	98	111	49	52	91	42	133							239
		453	510	252	271	490	256	576							232
WESTV 2	- A	105	88	55	42	99	33	125							1155
	- B	79	113	30	35	90	33	100							225
	- C	97	116	57	59	100	50	115							188
	- D	158	98	41	27	117	27	142							238
	- E	148	110	34	37	99	46	130							241
	- F	131	116	41	34	79	55	141							254
	- G	202	167	72	57	136	55	172							250
		920	808	330	291	720	299	925							345
															1741

OFFICIAL RESULTS \* GENERAL ELECTION \* NOVEMBER 6, 2001  
FRANKLIN COUNTY, OHIO  
Offices

WESTERVILLE CSD MEM OF BD OF ED

WHITEHALL CSD MEM OF BD OF ED

Vote For 3									Vote For 3			Precinct Public Count					
K A H L E E N J	C O U Z I L	M I H A E N S L	C L H L A I E N S	D Y N N D O N	A G N I G L E L E T T	K E V I N M A N	H O V I F M A N	D A N	H O L M E S	N A N S C T O R - B A K	W r i t e - l n		W A L T E R S	D A R R E S E N P E	J A R R E S E N P E	K I M G A R D	M A G A R D
WESTV 3	-A	84	93	37	58	97	56	123									230
	-B	73	83	29	30	80	35	102									186
	-C	59	53	18	28	49	24	62									131
	-D	68	73	28	41	79	51	90									192
	-E	42	56	20	32	37	21	55									114
		<u>326</u>	<u>358</u>	<u>132</u>	<u>189</u>	<u>342</u>	<u>187</u>	<u>432</u>									853
WESTV 4	-A	97	114	67	47	88	46	131									242
	-B	78	76	92	72	81	38	120									228
	-C	108	107	97	67	105	68	152									287
	-D	150	129	81	69	120	55	180									323
		<u>433</u>	<u>426</u>	<u>337</u>	<u>255</u>	<u>394</u>	<u>207</u>	<u>583</u>									1080
WESTV 5	-A	123	100	58	50	97	67	145									259
	-B	40	52	22	32	44	26	63									129
	-C	61	90	58	43	65	53	112									195
	-D	68	104	38	57	89	46	125									224
	-E	109	165	75	91	136	81	187									347
		<u>401</u>	<u>511</u>	<u>251</u>	<u>273</u>	<u>431</u>	<u>273</u>	<u>632</u>									1154
WHITEHALL 1	-A								34	38	35						55
	-B								81	81	75						120
	-C								140	143	131						226
									<u>255</u>	<u>262</u>	<u>241</u>						401
WHITEHALL 2	-A								85	87	78						137
	-B								122	116	104						173
	-C								87	86	72						133
									<u>294</u>	<u>289</u>	<u>254</u>						443
WHITEHALL 3	-A								84	89	88						134
	-B								105	94	90						152
	-C								62	72	67						106
	-D								125	136	120						187
									<u>376</u>	<u>391</u>	<u>365</u>						579
WHITEHALL 4	-A								79	94	84						134
	-B								77	84	70						121
	-C								69	70	70						123
									<u>225</u>	<u>248</u>	<u>224</u>						378
ABSENTEE		204	249	114	95	186	147	236	0	82	91	76					10906
		<u>204</u>	<u>249</u>	<u>114</u>	<u>95</u>	<u>186</u>	<u>147</u>	<u>236</u>	<u>0</u>	<u>82</u>	<u>91</u>	<u>76</u>					10906

OFFICIAL RESULTS \* GENERAL ELECTION \* NOVEMBER 6, 2001  
FRANKLIN COUNTY, OHIO  
Offices

WESTERVILLE CSD MEM OF BD OF ED

WHITEHALL CSD MEM OF BD  
OF ED

Vote For 3								Vote For 3			
K A T H L E E N J	C O C H U Z E I N	M I C H A E L	D Y N E O N	A N G E L L E T T	K E V I N M A N	D A L M E S	N A N C Y O R B A K	W r i t e - i n	W A L T E R S	D A R R E L S E N P E	K M A G A R D
910	1049	771	567	1114	549	1285	0				
910	1049	771	567	1114	549	1285	0				
<b>Grand Total :</b>	<b>4980</b>	<b>5601</b>	<b>3040</b>	<b>3186</b>	<b>5201</b>	<b>2868</b>	<b>6611</b>	<b>0</b>	<b>1232</b>	<b>1281</b>	<b>1160</b>

DELAWARE CO

Precinct  
Public  
Count

0  
0

OFFICIAL RESULTS \* GENERAL ELECTION \* NOVEMBER 6, 2001

FRANKLIN COUNTY, OHIO

Offices

WESTERVILLE CSD MEM OF BD OF ED

WHITEHALL CSD MEM OF BD OF ED

Vote For 3									Vote For 3				Precinct Public Count					
K A T H L E E N J	C O U Z E I N	M I O C L H L A I E N L S	L Y N N D O N	D U N D O N	A G N I G L E L E T T	K E V I N	H O V I F M A N	D A N	H O L M E S	N A N S T O R Y	N E S T O R Y	W r i t e - i n		W A R M T E S R	A R M R S L E N E	D J R S L E N E	J E S U P P L Y	K M T M G A R D
COLS 42	2	6	2	6	3	2	2											117
COLS 52	25	39	18	41	27	15	28											276
COLS 53	22	24	19	26	19	14	28											177
COLS 54	0	0	0	0	1	1	1											164
COLS 61	0	1	2	2	2	1	3											334
COLS 62	366	455	243	437	402	263	533											1399
COLS 66	129	183	78	104	165	107	180											877
COLS 73	283	297	159	192	297	148	364											1796
BLENDON	397	522	230	324	466	300	558											1263
MINERVA PARK	93	147	90	97	122	91	232											419
PLAIN	13	14	7	12	14	6	9											201
SHARON	3	2	5	4	6	2	4											328
WESTV 1	453	510	252	271	490	256	576											1155
WESTV 2	920	808	330	291	720	299	925											1741
WESTV 3	326	358	132	189	342	187	432											853
WESTV 4	433	426	337	255	394	207	583											1080
WESTV 5	401	511	251	273	431	273	632											1154
WHITEHALL 1													255	262	241			401
WHITEHALL 2													294	289	254			443
WHITEHALL 3													376	391	365			579
WHITEHALL 4													225	248	224			378
ABSENTEE	204	249	114	95	186	147	236	0					82	91	76			10906
DELAWARE CO	910	1049	771	567	1114	549	1285	0										0
	4980	5601	3040	3186	5201	2868	6611	0					1232	1281	1160			

Ward Recap



OFFICIAL RESULTS \* GENERAL ELECTION \* NOVEMBER 6, 2001  
FRANKLIN COUNTY, OHIO  
Offices

WORTHINGTON CSD MEM OF BD OF ED

DEL/JUN CO MEM OF GOV BD  
OF ED SERV CTR

OLENTANGY LSD MEM OF BD  
OF ED

		Vote For 3							Vote For 3			Vote For 2			Precinct Public Count		
		J E N N I F E R	B E S T I S M A N	D B A R V E S D S M A N	C H A R A S O B L O U C K	P M E A T C K E R E N Z I E	M S A C H A R C A R E	C T A A L Y L O R	J T I M M K O	A W R H I T H E L	E B D I W S C H A R C H O F A F	R W I L L E Y	T Z H I O M M E R S R M A N	C K A A R R L I E N		A K E N D R R E W	T E E R I D E R
COLS 74	- A	146	139	145	47	75	86	118	0								310
		146	139	145	47	75	86	118	0								310
PERRY	- A	203	207	239	86	119	134	163	0								443
	- B	171	152	174	68	149	170	192	0								465
	- D	236	227	300	112	165	184	221	0								578
		610	586	713	266	433	488	576	0								1486
RIVERLEA		126	108	130	46	62	71	66	0								238
		126	108	130	46	62	71	66	0								238
SHARON	- A	131	109	140	39	95	106	134	0								328
	- B	10	7	7	3	2	4	2	0								229
		141	116	147	42	97	110	136	0								557
WORTH 1	- A	187	160	189	71	163	178	195	0								448
	- B	226	209	234	111	138	153	177	0								473
	- C	205	177	226	64	149	163	179	0								445
	- D	171	151	187	46	67	85	94	0								296
		789	697	836	292	517	579	645	0								1662
WORTH 2	- A	226	182	228	194	147	155	177	0								522
	- B	162	135	167	105	114	134	141	0								369
	- C	169	139	167	123	85	99	111	0								376
		557	456	562	422	346	388	429	0								1267
WORTH 3	- A	257	238	271	92	147	175	179	0								505
	- B	268	269	298	122	167	183	186	0								553
	- C	206	191	222	106	114	116	144	0								410
	- D	119	111	133	42	92	99	114	0								269
		850	809	924	362	520	573	623	0								1737
WORTH 4	- A	134	113	155	69	103	135	165	0								354
	- B	159	133	180	82	120	135	144	0								368
	- C	154	151	159	84	115	127	135	0								356
	- D	84	69	79	27	85	91	101	0								211
		531	466	573	262	423	488	545	0								1289
ABSENTEE		488	449	501	170	423	472	516	0	0	0	0	0	0	0	0	10906
		488	449	501	170	423	472	516	0	0	0	0	0	0	0	0	10906
<b>Grand Total :</b>		<b>8167</b>	<b>7409</b>	<b>8759</b>	<b>3124</b>	<b>4593</b>	<b>5119</b>	<b>6190</b>	<b>0</b>	<b>3</b>	<b>4</b>	<b>3</b>	<b>2</b>	<b>2</b>	<b>3</b>		



OFFICIAL RESULTS \* GENERAL ELECTION \* NOVEMBER 6, 2001  
FRANKLIN COUNTY, OHIO  
Offices

WORTHINGTON CSD MEM OF BD OF ED

DEL/UN CO MEM OF GOV BD  
OF ED SERV CTR

OLENTANGY LSD MEM OF BD  
OF ED

Vote For 3								Vote For 3			Vote For 2				
J E N N T I F E R H	B E S T D S M A N	D B A R V E I S M A N	C H A R S O B L R O U C K	P M E A C K E R E N Z I E	M S A C H A R C A R E	C T A A L Y L O R	J T I I M M K O U R L	A W R H T I T U E	E B D I W S A C H D O F A F	R W I G L E E N Y E	T Z H I O M M A E R M A N	C K A A R R L I E N	A K N E R D R R E W W	T M E R I D E R R	
COLS 53	42	36	46	25	21	18	31	0							
COLS 60	344	306	360	106	158	153	235	0							
COLS 65	1203	1079	1222	301	390	416	606	0							
COLS 71	1166	1016	1258	469	572	666	877	0	3	4	3	2	2	3	
COLS 72	1174	1146	1342	314	556	611	787	0							
COLS 74	146	139	145	47	75	86	118	0							
PERRY	610	586	713	266	433	488	576	0							
RIVERLEA	126	108	130	46	62	71	66	0							
SHARON	141	116	147	42	97	110	136	0							
WORTH 1	789	697	836	292	517	579	645	0							
WORTH 2	557	456	562	422	346	388	429	0							
WORTH 3	850	809	924	362	520	573	623	0							
WORTH 4	531	466	573	262	423	488	545	0							
ABSENTEE	488	449	501	170	423	472	516	0	0	0	0	0	0	0	
	8167	7409	8759	3124	4593	5119	6190	0	3	4	3	2	2	3	

Ward Recap

Precinct  
Public  
Count

172  
1140  
2181  
2667  
2338  
310  
1486  
238  
557  
1662  
1267  
1737  
1289  
10906

OFFICIAL RESULTS \* GENERAL ELECTION \* NOVEMBER 6, 2001  
FRANKLIN COUNTY, OHIO  
Offices

PICKERINGTON MEM OF COUNCIL

LITHOPOLIS MEM OF COUNCIL

FAIR-D CO MEM OF GOV BD OF ED SERV  
CTR

	Vote For 4						Vote For 4					Vote For 3											
	C R I G G	M A E Y	J E F R E W E	M O N B B A K E	D O U G L A	P A R K E R	D I V E R	S H A R E	W I L L I A M	W I L L I A M	W I L L I A M	V I N C E N T I G H T	A R I N E D M A Y	L I N E D M S A Y	L I N E D M S A Y	C H R I S T I A N S J R	F R A N C I S	B O B A P P E S	L A R R O V E R	G E O R G E N E R	H O U S E N E R	C L O Y D T E G O M E R Y	Precinct Public Count
COLS 45																	0	0	0	0		95	
COLS 45																	3	8	10	8		88	
MADISON																	3	8	10	8		183	
																	7	5	7	9		289	
																	7	5	7	9		144	
ABSENTEE	0	0	0	0	0	0	0	0	0	0	0	0	0	0	0	0	0	0	0	0	0	10906	
	0	0	0	0	0	0	0	0	0	0	0	0	0	0	0	0	0	0	0	0	0	10906	
<b>Grand Total :</b>	<b>7</b>	<b>10</b>	<b>8</b>	<b>8</b>	<b>5</b>	<b>4</b>	<b>0</b>	<b>0</b>	<b>0</b>	<b>0</b>	<b>0</b>	<b>0</b>	<b>0</b>	<b>0</b>	<b>0</b>	<b>10</b>	<b>13</b>	<b>17</b>	<b>17</b>				

OFFICIAL RESULTS \* GENERAL ELECTION \* NOVEMBER 6, 2001  
FRANKLIN COUNTY, OHIO  
Offices

PICKERINGTON MEM OF COUNCIL

LITHOPOLIS MEM OF COUNCIL

FAIR-D CO MEM OF GOV BD OF ED SERV  
CTR

Vote For 4						Vote For 4					Vote For 3				Precinct Public Count						
C R I G G	M A E Y	J E R Y	M O N R A	D O U R A	P U R K A S	D A V I D	S H A V E R	W I L L I A M	W R I T T E N	V I N C E N T	A R L I N D	L I N D S E Y	D I N D S E Y	C H A R L E S J R		E S T E R C I N E	F R A N C I S	B O A P E S	L A R O N C V E E R	G E O R G E N R	H O U S E R
7	10	8	8	5	4	0	0	0	0	0	0	0	0	0	0	3	8	10	8	183	
0	0	0	0	0	0	0	0	0	0	0	0	0	0	0	0	7	5	7	9	433	
7	10	8	8	5	4	0	0	0	0	0	0	0	0	0	0	10	13	17	17	10906	

Ward Recap

COLS 45  
MADISON  
ABSENTEE

OFFICIAL RESULTS \* GENERAL ELECTION \* NOVEMBER 6, 2001

FRANKLIN COUNTY, OHIO

Offices

PICKERINGTON LSD MEM OF BD OF ED

LICK-G CO MEM OF GOV BD  
OF ED SERV CTR

LICKING HEIGHTS LSD MEM OF BD OF  
ED

MAD-CH CO MEM  
GV BOE SRV  
CTR(AT-LG4YR)

		Vote For 3						Vote For 3						Vote For 3						Vote For 1		Precinct Public Count							
		J A M E S K R	B A R O H U R E	J O H N H O L L E N	M A R K L E S	W E S L E N	O N H O L L E N	G A K L E S	O A K L E S	B I L L E R S	P O W E R S	L O R I D E A R S	S A R A H R O A R N	B A R T D E L L E A	F L O R E T D E L L E A	D E A M S E A Y	R E A M S E A Y	V I O L A T O R S	G E O R G E H E R S T E R	G E O R G E H E R S T E R	P A T R I C K D E L L E R H E R		R O S S D A Y F E R	S T E P H E N R O Y K	T H O M A S R O Y K	R O S S D A Y F E R	W A R D B A R T		
COLS 45	-E	0	0	0	0	0	0																						95
COLS 45	-H	6	7	2	9	6	9																						88
		6	7	2	9	6	9																						183
COLS 46	-L								40	38	44	48	29	31	45														120
COLS 46	-M								98	80	87	75	50	69	87														170
									138	118	131	123	79	100	132														290
DUBLIN 2	-D																												0
DUBLIN 2	-H																												1
																													1
																													82
JEFFERSON	-C								7	8	10	8	5	9	11														232
									7	8	10	8	5	9	11														232
MADISON	-E	4	11	9	7	8	10																						144
		4	11	9	7	8	10																						144
PLEASANT	-A																												7
	-C																												20
																													27
																													371
REYNS 2	-A								15	13	20	12	18	9	14														226
									15	13	20	12	18	9	14														226
WASHINGTON																													2
																													2
ABSENTEE		0	0	0	0	0	0	0	1	1	1	1	0	1	0														10906
		0	0	0	0	0	0	0	1	1	1	1	0	1	0														10906
<b>Grand Total :</b>		<b>10</b>	<b>18</b>	<b>11</b>	<b>16</b>	<b>14</b>	<b>19</b>	<b>161</b>	<b>140</b>	<b>162</b>	<b>144</b>	<b>102</b>	<b>119</b>	<b>157</b>	<b>31</b>														

OFFICIAL RESULTS \* GENERAL ELECTION \* NOVEMBER 6, 2001  
FRANKLIN COUNTY, OHIO  
Offices

PICKERINGTON LSD MEM OF BD OF ED

LICK-G CO MEM OF GOV BD  
OF ED SERV CTR

LICKING HEIGHTS LSD MEM OF BD OF  
ED

MAD-CH CO MEM  
GV BOE SRV  
CTR(AT-LG4YR)

Vote For 3						Vote For 3			Vote For 3				Vote For 1										
J A M E S K R	B A R N E R	J O H N N E R	M A R R E R	W E S T H O L L E N	M O N H O L L E N	G A K E S	O A K E S	B I L L W E L S	P O W E R S	L O R D E R S	S A R A S	B A R N E R A R N	F L E T D E L E A	D R E A M S E A Y	V I C K I N	G O C K I N	P E R D E X T H E R	R Y D Y F E R	S H A R O K E R	T E R O R O K Y K	R E A R D B A R T	W A R D	
6		7		2		9		6		9		138	118	131	123	79	100	132				1	
4		11		9		7		8		10		7	8	10	8	5	9	11				27	
0		0		0		0		0		0		1	1	1	1	0	1	0				2	
10		18		11		16		14		19		161	140	162	144	102	119	157				31	

Ward Recap

COLS 45  
COLS 46  
DUBLIN 2  
JEFFERSON  
MADISON  
PLEASANT  
REYNS 2  
WASHINGTON  
ABSENTEE

Precinct  
Public  
Count

183  
290  
82  
232  
144  
371  
226  
133  
10906



OFFICIAL RESULTS \* GENERAL ELECTION \* NOVEMBER 6, 2001  
FRANKLIN COUNTY, OHIO  
Offices

MAD-CH CO MEM  
GV BOE SRV CTR  
(4YR)

JONATHAN ALDER LSD MEM OF BD OF ED

MADISON PLAINS LSD MEM OF BD OF ED

PICK-Y CO MEM OF GOV BD  
OF ED SERV CTR

Vote For 1	Vote For 2						Vote For 3					Vote For 3			
D E A B V E I R D H A A H R T	J A O D H A N M S S E , D D W I A I R	T A H D R A M E S S A	R B O A B T E E R S T	L B I E N A D C A H Y	D M I C A M N L L L T E N	J S O C Y H C R O C F K	L A O N W D E E L R L S O G N	A I N S G A E A L C A S	B J L A E M N E D S A	R K O U B E E H R N L E E	B M O U B L L L D I N S	H L A I R N O D L S D E Y	B S E T T I C K Y K E L L L	D S O T A O L U D S	Precinct Public Count
1	1	0	0	0	0	1									82
29							17	20	22	21	10	1	1	1	289
2	0	0	1	2	1	0									371
2	0	0	0	0	0	0	2	1	2	0	0	0	0	0	133
34	1	0	1	2	1	1	19	21	24	21	10	1	1	1	1096

Ward Recap

DUBLIN 2  
MADISON  
PLEASANT  
WASHINGTON  
ABSENTEE

OFFICIAL RESULTS \* GENERAL ELECTION \* NOVEMBER 6, 2001  
 FRANKLIN COUNTY, OHIO  
 Offices

TEAYS VALLEY LSD MEM OF  
 BD OF ED

Vote For 2

M L	C M	M P
A E	H O	A E
R A	A R	R R
K T	R R	G R
A E	L I	A I
R S	E S	R L
O N	S O	E L
O D	N T	T
		E
<hr/>		
MADISON	- A	1
		0
		1
ABSENTEE		0
		0
		0
<b>Grand Total :</b>		1
		0
		1

Precinct  
 Public  
 Count

---

289

---

289

---

10906

---

10906



OFFICIAL RESULTS \* GENERAL ELECTION \* NOVEMBER 6, 2001  
 FRANKLIN COUNTY, OHIO  
 Offices

TEAYS VALLEY LSD MEM OF  
 BD OF ED

Vote For 2		
M L	C M	M P
A E	H O	A E
R A	A R	R R
K T	R R	G R
A H	L I	A I
E R	E S	R L
W S	O N	E L
O D		T
O		E
1	0	1
0	0	0
1	0	1

Ward Recap

MADISON  
 ABSENTEE

Precinct  
 Public  
 Count

289  
 10906



OFFICIAL RESULTS \* GENERAL ELECTION \* NOVEMBER 6, 2001

FRANKLIN COUNTY, OHIO

Propositions

FRANK CO MEN RET TX LVY (REP)(ISSUE#1)	BEXLEY PROP CHARTER AMEND (ISSUE#14)	BEXLEY PROP CHARTER AMEND (ISSUE#15)	BEXLEY PROP CHARTER AMEND (ISSUE#16)	BEXLEY PROP CHARTER AMEND (ISSUE#17)	BEXLEY PROP CHARTER AMEND (ISSUE#18)	BEXLEY PROP CHARTER AMEND (ISSUE#19)	BEXLEY PROP CHARTER AMEND (ISSUE#20)
--	--	--	--	--	--	--	--

Vote For 1		Vote For 1		Vote For 1		Vote For 1		Vote For 1		Vote For 1		Vote For 1		Vote For 1	
------------	--	------------	--	------------	--	------------	--	------------	--	------------	--	------------	--	------------	--

F O R	A G A I N S T	Y E S	N O	Y E S	N O	Y E S	N O	Y E S	N O	Y E S	N O	Y E S	N O	Y E S	N O
-------------	---------------------------------	-------------	--------	-------------	--------	-------------	--------	-------------	--------	-------------	--------	-------------	--------	-------------	--------

COLS 07

-A	77	15
-B	153	34
-C	94	24
-D	118	24
-E	168	26
	<u>610</u>	<u>123</u>

COLS 08

-A	82	11
-B	195	30
-C	96	26
-D	125	38
	<u>498</u>	<u>105</u>

COLS 09

-A	92	47
-B	73	12
	<u>165</u>	<u>59</u>

COLS 10

-A	36	13
-B	29	8
-C	84	29
-D	50	16
-E	142	58
-F	124	37
-G	125	37
-H	44	23
-I	29	7
-J	48	14
-K	66	26
-L	72	36
-M	80	38
-N	49	18
-O	111	31
-P	83	42
-Q	37	9
-R	39	28
-S	7	1
-T	48	18
-U	97	28
	<u>1400</u>	<u>517</u>

Precinct  
Public  
Count

110  
241  
144  
163  
226

884  
99  
258  
130  
180

667  
146  
88  
234

50  
37  
136  
70  
208  
171  
173  
71  
36  
66  
94  
111  
123  
67  
154  
127  
46  
68  
8  
68  
132  
2016

OFFICIAL RESULTS \* GENERAL ELECTION \* NOVEMBER 6, 2001  
FRANKLIN COUNTY, OHIO  
Propositions

FRANK CO MEN RET TX LVY (REP)(ISSUE#1)	BEXLEY PROP CHARTER AMEND (ISSUE#14)	BEXLEY PROP CHARTER AMEND (ISSUE#15)	BEXLEY PROP CHARTER AMEND (ISSUE#16)	BEXLEY PROP CHARTER AMEND (ISSUE#17)	BEXLEY PROP CHARTER AMEND (ISSUE#18)	BEXLEY PROP CHARTER AMEND (ISSUE#19)	BEXLEY PROP CHARTER AMEND (ISSUE#20)
--	--	--	--	--	--	--	--

Vote For 1		Vote For 1		Vote For 1		Vote For 1		Vote For 1		Vote For 1		Vote For 1	
------------	--	------------	--	------------	--	------------	--	------------	--	------------	--	------------	--

F O R	A G A I N S T	Y E S	N O	Y E S	N O	Y E S	N O	Y E S	N O	Y E S	N O	Y E S	N O	Y E S	N O
-------------	---------------------------------	-------------	--------	-------------	--------	-------------	--------	-------------	--------	-------------	--------	-------------	--------	-------------	--------

																Precinct Public Count
COLS 11	-A	51	37													92
	-B	89	56													154
	-C	147	58													212
	-D	103	45													160
	-E	149	90													252
		<u>539</u>	<u>286</u>													870
COLS 12	-A	53	14													71
	-B	58	19													91
	-C	63	10													81
	-D	108	22													139
		<u>282</u>	<u>65</u>													382
COLS 13	-A	36	7													51
	-B	131	41													204
	-C	87	26													140
	-D	110	33													177
		<u>364</u>	<u>107</u>													572
COLS 14	-A	222	28													261
	-B	109	26													138
	-C	209	45													264
	-D	70	13													86
		<u>610</u>	<u>112</u>													749
COLS 15	-A	60	11													71
	-B	181	36													228
		<u>241</u>	<u>47</u>													299
COLS 16	-A	72	16													90
	-B	87	18													108
	-C	54	18													77
	-D	39	4													44
	-E	41	12													53
		<u>293</u>	<u>68</u>													372
COLS 17	-A	63	21													104
	-B	180	36													252
	-C	145	29													214
	-D	126	37													204
	-E	98	24													144
		<u>612</u>	<u>147</u>													918

OFFICIAL RESULTS \* GENERAL ELECTION \* NOVEMBER 6, 2001  
FRANKLIN COUNTY, OHIO  
Propositions

FRANK CO MEN RET TX LVY (REP)(ISSUE#1)	BEXLEY PROP CHARTER AMEND (ISSUE#14)	BEXLEY PROP CHARTER AMEND (ISSUE#15)	BEXLEY PROP CHARTER AMEND (ISSUE#16)	BEXLEY PROP CHARTER AMEND (ISSUE#17)	BEXLEY PROP CHARTER AMEND (ISSUE#18)	BEXLEY PROP CHARTER AMEND (ISSUE#19)	BEXLEY PROP CHARTER AMEND (ISSUE#20)
--	--	--	--	--	--	--	--

Vote For 1		Vote For 1		Vote For 1		Vote For 1		Vote For 1		Vote For 1		Vote For 1	
------------	--	------------	--	------------	--	------------	--	------------	--	------------	--	------------	--

F O R	A G A I N S T	Y E S	N O	Y E S	N O	Y E S	N O	Y E S	N O	Y E S	N O	Y E S	N O
-------------	---------------------------------	-------------	--------	-------------	--------	-------------	--------	-------------	--------	-------------	--------	-------------	--------

														Precinct Public Count
COLS 18	-A	127	24											155
	-B	146	41											193
	-C	131	23											159
	-D	151	30											190
	-E	171	27											202
	-F	132	18											153
		858	163											1052
COLS 19	-A	197	48											254
	-B	250	48											312
	-C	256	77											343
	-D	278	76											362
	-E	210	39											261
	-F	215	49											277
	-G	214	59											278
	-H	245	58											312
		1865	454											2399
COLS 20	-A	282	57											352
	-B	195	27											228
	-C	192	60											264
		669	144											844
COLS 21	-A	179	65											250
	-B	225	72											304
	-C	195	42											247
	-D	89	28											121
	-E	260	68											340
	-F	213	64											287
		1161	339											1549
COLS 22	-A	220	97											335
	-B	165	58											229
	-C	171	57											235
	-D	149	66											224
	-E	124	50											192
	-F	128	78											216
	-G	211	65											289
	-H	81	46											139
		1249	517											1859

OFFICIAL RESULTS \* GENERAL ELECTION \* NOVEMBER 6, 2001  
FRANKLIN COUNTY, OHIO  
Propositions

	FRANK CO MEN RET TX LVY (REP)(ISSUE#1)	BEXLEY PROP CHARTER AMEND (ISSUE#14)	BEXLEY PROP CHARTER AMEND (ISSUE#15)	BEXLEY PROP CHARTER AMEND (ISSUE#16)	BEXLEY PROP CHARTER AMEND (ISSUE#17)	BEXLEY PROP CHARTER AMEND (ISSUE#18)	BEXLEY PROP CHARTER AMEND (ISSUE#19)	BEXLEY PROP CHARTER AMEND (ISSUE#20)		
	Vote For 1		Vote For 1		Vote For 1		Vote For 1		Vote For 1	
	F O R	A G A I N S T	Y E S	N O	Y E S	N O	Y E S	N O	Y E S	N O
COLS 23	-A	101	38							
	-B	122	41							
	-C	125	39							
	-D	128	41							
		<u>476</u>	<u>159</u>							
COLS 24	-A	99	35							
	-B	105	26							
	-C	106	40							
	-D	102	32							
	-E	109	34							
		<u>521</u>	<u>167</u>							
COLS 25	-A	168	46							
	-B	118	27							
	-C	106	40							
	-D	151	46							
	-E	156	34							
	-F	108	35							
	-G	204	44							
		<u>1011</u>	<u>272</u>							
COLS 26	-A	77	16							
	-B	20	9							
	-C	71	12							
	-D	126	36							
	-E	64	9							
		<u>358</u>	<u>82</u>							
COLS 27	-A	112	18							
	-B	68	19							
	-C	155	45							
	-D	107	42							
	-E	109	40							
	-F	251	50							
		<u>802</u>	<u>214</u>							

Precinct  
Public  
Count

147  
175  
176  
184  
679  
141  
137  
155  
154  
148  
735  
249  
168  
177  
221  
221  
156  
279  
1471  
108  
30  
101  
192  
88  
519  
142  
92  
212  
165  
158  
314  
1083



OFFICIAL RESULTS \* GENERAL ELECTION \* NOVEMBER 6, 2001  
FRANKLIN COUNTY, OHIO  
Propositions

FRANK CO MEN RET TX LVY (REP)(ISSUE#1)	BEXLEY PROP CHARTER AMEND (ISSUE#14)	BEXLEY PROP CHARTER AMEND (ISSUE#15)	BEXLEY PROP CHARTER AMEND (ISSUE#16)	BEXLEY PROP CHARTER AMEND (ISSUE#17)	BEXLEY PROP CHARTER AMEND (ISSUE#18)	BEXLEY PROP CHARTER AMEND (ISSUE#19)	BEXLEY PROP CHARTER AMEND (ISSUE#20)
--	--	--	--	--	--	--	--

Vote For 1		Vote For 1		Vote For 1		Vote For 1		Vote For 1		Vote For 1		Vote For 1	
------------	--	------------	--	------------	--	------------	--	------------	--	------------	--	------------	--

F O R	A G A I N S T	Y E S	N O	Y E S	N O	Y E S	N O	Y E S	N O	Y E S	N O	Y E S	N O
-------------	---------------------------------	-------------	--------	-------------	--------	-------------	--------	-------------	--------	-------------	--------	-------------	--------

														Precinct Public Count
COLS 33	-A	111	15											135
	-B	94	19											118
	-C	90	21											115
	-D	117	25											154
	-E	112	20											136
	-F	69	22											98
	-G	152	31											195
	-H	75	25											101
		<u>820</u>	<u>178</u>											1052
COLS 34	-A	161	60											232
	-B	127	45											190
	-C	71	11											87
	-D	150	55											222
	-E	105	48											164
	-F	134	53											204
		<u>748</u>	<u>272</u>											1099
COLS 35	-A	113	39											173
	-B	175	48											254
	-C	227	37											315
	-D	151	39											220
		<u>666</u>	<u>163</u>											962
COLS 36	-A	85	68											173
	-B	70	26											102
	-C	45	13											61
	-D	84	54											149
	-E	90	62											167
	-F	31	18											51
	-G	29	8											38
	-H	60	41											103
		<u>494</u>	<u>290</u>											834
COLS 37	-A	54	20											80
	-B	35	13											56
	-C	32	12											46
	-D	42	31											79
	-E	65	46											114
		<u>228</u>	<u>122</u>											375



OFFICIAL RESULTS \* GENERAL ELECTION \* NOVEMBER 6, 2001  
FRANKLIN COUNTY, OHIO  
Propositions

FRANK CO MEN  
RET TX LVY  
(REP)(ISSUE#1)

BEXLEY PROP  
CHARTER AMEND  
(ISSUE#14)

BEXLEY PROP  
CHARTER AMEND  
(ISSUE#15)

BEXLEY PROP  
CHARTER AMEND  
(ISSUE#16)

BEXLEY PROP  
CHARTER AMEND  
(ISSUE#17)

BEXLEY PROP  
CHARTER AMEND  
(ISSUE#18)

BEXLEY PROP  
CHARTER AMEND  
(ISSUE#19)

BEXLEY PROP  
CHARTER AMEND  
(ISSUE#20)

Vote For 1

Vote For 1

Vote For 1

Vote For 1

Vote For 1

Vote For 1

Vote For 1

Vote For 1

F O R

A G A I N S T

Y E S

N O

Y E S

N O

Y E S

N O

Y E S

N O

Y E S

N O

Y E S

N O

Y E S

N O

																				Precinct Public Count
COLS 38	- A	113	49																	173
	- B	76	27																	118
	- C	83	46																	139
		272	122																	430
COLS 39	- A	60	8																	70
	- B	91	14																	109
		151	22																	179
COLS 40	- A	73	14																	92
	- B	45	9																	57
	- C	154	31																	197
		272	54																	346
COLS 41	- A	39	5																	44
	- B	19	3																	22
	- C	22	8																	30
	- D	18	4																	22
	- E	35	8																	44
		133	28																	162
COLS 42	- A	66	19																	90
	- B	33	4																	38
	- C	86	54																	149
	- D	88	20																	117
	- E	100	50																	157
		373	147																	551
COLS 43	- A	135	73																	222
	- B	100	57																	163
	- C	90	33																	126
	- D	115	49																	176
	- E	83	29																	119
		523	241																	806

OFFICIAL RESULTS \* GENERAL ELECTION \* NOVEMBER 6, 2001  
FRANKLIN COUNTY, OHIO  
Propositions

FRANK CO MEN RET TX LVY (REP)(ISSUE#1)	BEXLEY PROP CHARTER AMEND (ISSUE#14)	BEXLEY PROP CHARTER AMEND (ISSUE#15)	BEXLEY PROP CHARTER AMEND (ISSUE#16)	BEXLEY PROP CHARTER AMEND (ISSUE#17)	BEXLEY PROP CHARTER AMEND (ISSUE#18)	BEXLEY PROP CHARTER AMEND (ISSUE#19)	BEXLEY PROP CHARTER AMEND (ISSUE#20)
--	--	--	--	--	--	--	--

Vote For 1		Vote For 1		Vote For 1		Vote For 1		Vote For 1		Vote For 1		Vote For 1	
------------	--	------------	--	------------	--	------------	--	------------	--	------------	--	------------	--

F O R	A G A I N S T	Y E S	N O	Y E S	N O	Y E S	N O	Y E S	N O	Y E S	N O	Y E S	N O
-------------	---------------------------------	-------------	--------	-------------	--------	-------------	--------	-------------	--------	-------------	--------	-------------	--------

COLS 44

-A	116	34
-B	106	14
-C	129	32
-D	119	19
-E	117	29
-F	87	19
-G	68	19
-H	120	58
-I	86	38
-J	125	57
-K	51	26

1124 345

COLS 45

-A	105	39
-B	114	41
-C	111	38
-D	88	40
-E	71	18
-F	99	42
-G	93	42
-H	66	20
-I	116	43
-J	115	29
-K	75	27
-L	162	100
-M	244	130

1459 609

COLS 46

-A	120	47
-B	252	78
-C	89	32
-D	101	32
-E	162	41
-F	63	30
-G	58	13
-H	125	43
-I	205	81
-J	55	22
-K	6	1
-L	72	42
-M	109	54

1417 516

Precinct  
Public  
Count

160
130
172
164
160
111
91
188
126
197
84
1583
149
167
155
139
95
148
141
88
166
150
103
276
396
2173
186
348
125
142
219
99
75
185
302
84
7
120
170
2062

OFFICIAL RESULTS \* GENERAL ELECTION \* NOVEMBER 6, 2001  
FRANKLIN COUNTY, OHIO  
Propositions

FRANK CO MEN  
RET TX LVY  
(REP)(ISSUE#1)

BEXLEY PROP  
CHARTER AMEND  
(ISSUE#14)

BEXLEY PROP  
CHARTER AMEND  
(ISSUE#15)

BEXLEY PROP  
CHARTER AMEND  
(ISSUE#16)

BEXLEY PROP  
CHARTER AMEND  
(ISSUE#17)

BEXLEY PROP  
CHARTER AMEND  
(ISSUE#18)

BEXLEY PROP  
CHARTER AMEND  
(ISSUE#19)

BEXLEY PROP  
CHARTER AMEND  
(ISSUE#20)

Vote For 1      Vote For 1      Vote For 1      Vote For 1      Vote For 1      Vote For 1      Vote For 1      Vote For 1

F O R      A G A I N S T      Y E S      N O      Y E S      N O      Y E S      N O      Y E S      N O      Y E S      N O      Y E S      N O      Y E S      N O

																			Precinct Public Count
COLS 47	- A	148	70																234
	- B	110	28																152
	- C	125	48																186
	- D	128	27																167
	- E	136	32																177
	- F	74	21																100
		721	226																1016
COLS 48	- A	70	18																95
	- B	88	30																133
	- C	178	38																248
	- D	145	61																222
	- E	56	18																78
	- F	153	44																221
		690	209																997
COLS 49	- A	52	34																88
	- B	84	74																166
	- C	94	62																172
	- D	77	71																162
	- E	54	32																86
	- F	65	50																118
		426	323																792
COLS 50	- A	125	44																213
	- B	170	40																252
	- C	72	32																139
	- D	62	33																98
		429	149																702
COLS 51	- A	148	50																234
	- B	91	32																152
	- C	186	61																284
	- D	100	23																146
		525	166																816

OFFICIAL RESULTS \* GENERAL ELECTION \* NOVEMBER 6, 2001  
FRANKLIN COUNTY, OHIO  
Propositions

FRANK CO MEN  
RET TX LVY  
(REP)(ISSUE#1)

BEXLEY PROP  
CHARTER AMEND  
(ISSUE#14)

BEXLEY PROP  
CHARTER AMEND  
(ISSUE#15)

BEXLEY PROP  
CHARTER AMEND  
(ISSUE#16)

BEXLEY PROP  
CHARTER AMEND  
(ISSUE#17)

BEXLEY PROP  
CHARTER AMEND  
(ISSUE#18)

BEXLEY PROP  
CHARTER AMEND  
(ISSUE#19)

BEXLEY PROP  
CHARTER AMEND  
(ISSUE#20)

Vote For 1      Vote For 1      Vote For 1      Vote For 1      Vote For 1      Vote For 1      Vote For 1      Vote For 1

F O R      A G A I N S T      Y E S      N O      Y E S      N O      Y E S      N O      Y E S      N O      Y E S      N O      Y E S      N O

																	Precinct Public Count
COLS 52	-A	171	72														259
	-B	178	62														250
	-C	157	65														236
	-D	100	19														129
	-E	97	15														115
	-F	130	40														178
	-G	52	7														62
	-H	80	15														98
		965	295														1327
COLS 53	-A	101	71														177
	-B	131	54														194
	-C	152	77														236
	-D	160	47														216
	-E	102	53														167
	-F	34	6														41
	-G	91	33														131
	-H	38	7														46
	-I	130	45														181
		939	393														1389
COLS 54	-A	106	39														155
	-B	126	66														198
	-C	94	31														132
	-D	148	84														244
	-E	114	44														164
	-F	139	60														215
		727	324														1108
COLS 55	-A	103	22														139
	-B	132	29														178
	-C	154	36														200
	-D	157	27														190
		546	114														707

OFFICIAL RESULTS \* GENERAL ELECTION \* NOVEMBER 6, 2001  
FRANKLIN COUNTY, OHIO  
Propositions

FRANK CO MEN  
RET TX LVY  
(REP)(ISSUE#1)

BEXLEY PROP  
CHARTER AMEND  
(ISSUE#14)

BEXLEY PROP  
CHARTER AMEND  
(ISSUE#15)

BEXLEY PROP  
CHARTER AMEND  
(ISSUE#16)

BEXLEY PROP  
CHARTER AMEND  
(ISSUE#17)

BEXLEY PROP  
CHARTER AMEND  
(ISSUE#18)

BEXLEY PROP  
CHARTER AMEND  
(ISSUE#19)

BEXLEY PROP  
CHARTER AMEND  
(ISSUE#20)

Vote For 1      Vote For 1      Vote For 1      Vote For 1      Vote For 1      Vote For 1      Vote For 1      Vote For 1

F O R      A G A I N S T      Y E S      N O      Y E S      N O      Y E S      N O      Y E S      N O      Y E S      N O      Y E S      N O      Y E S      N O

																	Precinct Public Count
COLS 56	-A	85	30														127
	-B	82	12														103
	-C	96	39														153
	-D	107	27														152
	-E	204	54														313
	-F	155	42														219
	-G	164	36														227
	-H	132	35														186
	-I	86	36														127
		1111	311														1607
COLS 57	-A	80	37														123
	-B	87	48														138
	-C	100	49														158
	-D	139	42														194
	-E	56	18														80
	-F	119	44														167
	-G	89	45														140
	-H	86	34														123
	-I	62	31														97
	-J	73	36														114
		891	384														1334
COLS 58	-A	97	45														150
	-B	100	64														179
	-C	61	32														95
	-D	86	62														154
	-E	119	74														201
	-F	68	49														120
	-G	79	46														132
	-H	71	31														111
		681	403														1142
COLS 59	-A	178	69														259
	-B	150	51														205
	-C	128	38														167
	-D	83	18														103
	-E	33	10														45
	-F	99	42														143
		671	228														922

OFFICIAL RESULTS \* GENERAL ELECTION \* NOVEMBER 6, 2001  
FRANKLIN COUNTY, OHIO  
Propositions

FRANK CO MEN  
RET TX LVY  
(REP)(ISSUE#1)

BEXLEY PROP  
CHARTER AMEND  
(ISSUE#14)

BEXLEY PROP  
CHARTER AMEND  
(ISSUE#15)

BEXLEY PROP  
CHARTER AMEND  
(ISSUE#16)

BEXLEY PROP  
CHARTER AMEND  
(ISSUE#17)

BEXLEY PROP  
CHARTER AMEND  
(ISSUE#18)

BEXLEY PROP  
CHARTER AMEND  
(ISSUE#19)

BEXLEY PROP  
CHARTER AMEND  
(ISSUE#20)

Vote For 1      Vote For 1      Vote For 1      Vote For 1      Vote For 1      Vote For 1      Vote For 1      Vote For 1

F O R      A G A I N S T      Y E S      N O      Y E S      N O      Y E S      N O      Y E S      N O      Y E S      N O      Y E S      N O      Y E S      N O

																			Precinct Public Count
COLS 60	- A	202	78																301
	- B	107	41																150
	- C	221	81																315
	- D	178	43																228
	- E	84	35																125
	- F	235	62																313
	- G	157	42																211
		1184	382																1643
COLS 61	- A	101	45																164
	- B	71	13																89
	- C	80	31																114
	- D	168	66																245
		420	155																612
COLS 62	- A	53	23																78
	- B	83	27																113
	- C	100	68																173
	- D	94	46																143
	- E	113	39																159
	- F	86	48																137
	- G	148	63																216
	- H	129	70																206
		1112	59																174
	918	443																1399	
COLS 63	- A	254	63																328
	- B	112	43																158
	- C	195	74																279
	- D	61	13																76
	- E	74	17																93
	- F	130	30																170
	- G	107	35																148
	- H	67	22																93
	- I	38	15																54
	- J	116	39																166
		1154	351																1565

OFFICIAL RESULTS \* GENERAL ELECTION \* NOVEMBER 6, 2001

FRANKLIN COUNTY, OHIO

Propositions

FRANK CO MEN RET TX LVY (REP)(ISSUE#1)	BEXLEY PROP CHARTER AMEND (ISSUE#14)	BEXLEY PROP CHARTER AMEND (ISSUE#15)	BEXLEY PROP CHARTER AMEND (ISSUE#16)	BEXLEY PROP CHARTER AMEND (ISSUE#17)	BEXLEY PROP CHARTER AMEND (ISSUE#18)	BEXLEY PROP CHARTER AMEND (ISSUE#19)	BEXLEY PROP CHARTER AMEND (ISSUE#20)
--	--	--	--	--	--	--	--

Vote For 1		Vote For 1		Vote For 1		Vote For 1		Vote For 1		Vote For 1		Vote For 1	
------------	--	------------	--	------------	--	------------	--	------------	--	------------	--	------------	--

F O R	A G A I N S T	Y E S	N O	Y E S	N O	Y E S	N O	Y E S	N O	Y E S	N O	Y E S	N O
-------------	---------------------------------	-------------	--------	-------------	--------	-------------	--------	-------------	--------	-------------	--------	-------------	--------

																		Precinct Public Count
COLS 64	- A	116	42															168
	- B	126	32															161
	- C	96	21															120
	- D	61	23															86
	- E	100	33															138
	- F	147	45															201
	- G	41	16															59
	- H	54	11															68
		<u>741</u>	<u>223</u>															1001
COLS 65	- A	199	55															266
	- B	214	58															289
	- C	220	74															303
	- D	165	52															234
	- E	243	90															356
	- F	165	45															216
	- G	296	84															405
	- H	71	30															112
		<u>1573</u>	<u>488</u>															2181
COLS 66	- A	94	25															123
	- B	46	7															56
	- C	112	69															185
	- D	106	33															143
	- E	182	53															252
	- F	68	46															118
		<u>608</u>	<u>233</u>															877
COLS 67	- A	56	24															84
	- B	80	38															123
	- C	53	22															79
	- D	28	16															43
	- E	75	29															109
	- F	130	72															212
	- G	101	45															148
	- H	82	41															125
	- I	48	19															67
	- J	62	25															90
	- K	51	14															67
		<u>764</u>	<u>345</u>															1147

OFFICIAL RESULTS \* GENERAL ELECTION \* NOVEMBER 6, 2001  
FRANKLIN COUNTY, OHIO  
Propositions

	FRANK CO MEN RET TX LVY (REP)(ISSUE#1)		BEXLEY PROP CHARTER AMEND (ISSUE#14)		BEXLEY PROP CHARTER AMEND (ISSUE#15)		BEXLEY PROP CHARTER AMEND (ISSUE#16)		BEXLEY PROP CHARTER AMEND (ISSUE#17)		BEXLEY PROP CHARTER AMEND (ISSUE#18)		BEXLEY PROP CHARTER AMEND (ISSUE#19)		BEXLEY PROP CHARTER AMEND (ISSUE#20)		Precinct Public Count
	Vote For 1		Vote For 1		Vote For 1		Vote For 1		Vote For 1		Vote For 1		Vote For 1				
	F O R	A G A I N S T	Y E S	N O	Y E S	N O	Y E S	N O	Y E S	N O	Y E S	N O	Y E S	N O	Y E S	N O	
COLS 68	-A	79	34														120
	-B	64	15														84
	-C	76	42														124
	-D	49	17														75
		268	108														403
COLS 69	-A	149	56														216
	-B	47	20														67
	-C	181	56														247
	-D	177	58														246
	-E	130	37														170
	-F	99	37														140
	-G	34	14														50
	-H	73	18														94
	-I	130	50														186
	-J	28	10														39
		1048	356														1455
COLS 70	-A	201	67														282
	-B	151	59														218
	-C	172	70														254
	-D	269	84														370
	-E	122	30														163
		915	310														1287
COLS 71	-A	187	64														262
	-B	105	44														159
	-C	71	13														87
	-D	142	48														202
	-E	102	43														155
	-F	266	86														371
	-G	152	42														204
	-H	218	84														319
	-I	102	38														147
	-J	147	49														210
	-K	239	59														320
	-L	166	48														231
		1897	618														2667



OFFICIAL RESULTS \* GENERAL ELECTION \* NOVEMBER 6, 2001  
FRANKLIN COUNTY, OHIO  
Propositions

	FRANK CO MEN RET TX LVY (REP)(ISSUE#1)		BEXLEY PROP CHARTER AMEND (ISSUE#14)		BEXLEY PROP CHARTER AMEND (ISSUE#15)		BEXLEY PROP CHARTER AMEND (ISSUE#16)		BEXLEY PROP CHARTER AMEND (ISSUE#17)		BEXLEY PROP CHARTER AMEND (ISSUE#18)		BEXLEY PROP CHARTER AMEND (ISSUE#19)		BEXLEY PROP CHARTER AMEND (ISSUE#20)			
	Vote For 1		Vote For 1		Vote For 1		Vote For 1		Vote For 1		Vote For 1		Vote For 1		Vote For 1		Precinct Public Count	
	F O R	A G A I N S T	Y E S	N O	Y E S	N O	Y E S	N O	Y E S	N O	Y E S	N O	Y E S	N O	Y E S	N O		
COLS 72	- A	300	100														428	
	- B	229	73														320	
	- C	258	80														369	
	- D	337	96														452	
	- E	300	91														416	
	- F	239	84														353	
		1663	524														2338	
COLS 73	- A	162	78														259	
	- B	65	27														93	
	- C	148	63														215	
	- D	80	24														109	
	- E	141	50														192	
	- F	98	55														156	
	- G	146	58														225	
	- H	361	145														547	
	- I	183	83														280	
		1384	583														2076	
COLS 74	- A	232	65														310	
	- B	95	37														139	
	- C	170	51														227	
	- D	64	17														84	
	- E	41	9														51	
	- F	49	11														61	
	- G	91	34														132	
	- H	117	27														148	
		859	251														1152	
BEXLEY 1	- A	191	46	183	43	182	40	184	40	166	45	163	43	170	35	125	83	246
	- B	166	49	162	35	168	25	173	28	153	37	148	30	156	22	109	74	220
	- C	261	61	252	46	250	33	252	40	243	40	232	28	243	24	183	87	335
		618	156	597	124	600	98	609	108	562	122	543	101	569	81	417	244	801
BEXLEY 2	- A	299	58	285	45	289	34	294	35	279	40	272	36	284	26	203	99	370
	- B	165	40	158	34	164	23	165	29	160	25	161	21	159	21	117	66	211
	- C	210	40	205	33	209	26	210	28	196	38	191	32	212	17	152	77	260
		674	138	648	112	662	83	669	92	635	103	624	89	655	64	472	242	841
BEXLEY 3	- A	229	73	234	42	247	29	239	38	217	47	223	35	230	29	158	102	309
	- B	246	59	237	39	238	25	244	29	219	44	221	33	223	29	158	91	311
	- C	192	37	179	40	190	23	190	26	180	31	170	27	178	15	131	72	233
		667	169	650	121	675	77	673	93	616	122	614	95	631	73	447	265	853

OFFICIAL RESULTS \* GENERAL ELECTION \* NOVEMBER 6, 2001  
FRANKLIN COUNTY, OHIO  
Propositions

		FRANK CO MEN RET TX LVY (REP)(ISSUE#1)		BEXLEY PROP CHARTER AMEND (ISSUE#14)		BEXLEY PROP CHARTER AMEND (ISSUE#15)		BEXLEY PROP CHARTER AMEND (ISSUE#16)		BEXLEY PROP CHARTER AMEND (ISSUE#17)		BEXLEY PROP CHARTER AMEND (ISSUE#18)		BEXLEY PROP CHARTER AMEND (ISSUE#19)		BEXLEY PROP CHARTER AMEND (ISSUE#20)		Precinct Public Count
		Vote For 1		Vote For 1		Vote For 1		Vote For 1		Vote For 1		Vote For 1		Vote For 1				
		F O R	A G A I N S T	Y E S	N O	Y E S	N O	Y E S	N O	Y E S	N O	Y E S	N O	Y E S	N O	Y E S	N O	
BEXLEY 4	- A	112	18	98	26	109	14	107	16	107	13	106	9	109	8	79	33	138
	- B	280	62	273	49	281	29	281	35	270	34	259	28	274	27	210	88	347
	- C	172	38	182	25	186	19	179	22	159	32	164	27	173	17	116	65	217
		564	118	553	100	576	62	567	73	536	79	529	64	556	52	405	186	702
BLENDON	- A	96	75															174
	- B	51	47															99
	- C	120	59															183
	- D	98	58															160
	- E	95	62															163
	- F	128	83															217
	- G	179	82															267
		767	466															1263
BROWN	- A	118	112															238
	- B	76	55															133
		194	167															371
CAN WINCH	- A	421	337															824
	- B	142	137															300
	- C	212	138															381
	- D	92	73															178
		867	685															1683
CLINTON	- A	102	57															170
	- B	71	25															97
	- C	93	36															131
		266	118															398
DUBLIN 1	- A	130	61															200
	- B	92	31															128
	- C	119	40															169
	- D	135	28															165
	- E	112	47															168
	- F	69	21															92
	- G	127	44															176
		784	272															1098

OFFICIAL RESULTS \* GENERAL ELECTION \* NOVEMBER 6, 2001  
FRANKLIN COUNTY, OHIO  
Propositions

FRANK CO MEN  
RET TX LVY  
(REP)(ISSUE#1)

BEXLEY PROP  
CHARTER AMEND  
(ISSUE#14)

BEXLEY PROP  
CHARTER AMEND  
(ISSUE#15)

BEXLEY PROP  
CHARTER AMEND  
(ISSUE#16)

BEXLEY PROP  
CHARTER AMEND  
(ISSUE#17)

BEXLEY PROP  
CHARTER AMEND  
(ISSUE#18)

BEXLEY PROP  
CHARTER AMEND  
(ISSUE#19)

BEXLEY PROP  
CHARTER AMEND  
(ISSUE#20)

Vote For 1

Vote For 1

Vote For 1

Vote For 1

Vote For 1

Vote For 1

Vote For 1

Vote For 1

F O R

A G A I N S T

Y E S

N O

Y E S

N O

Y E S

N O

Y E S

N O

Y E S

N O

Y E S

N O

																						Precinct Public Count
DUBLIN 2	-A	131	34																			172
	-B	61	8																			72
	-C	71	26																			98
	-D	45	18																			63
	-E	129	30																			164
	-F	70	33																			104
	-G	56	27																			84
	-H	16	2																			19
		579	178																			776
DUBLIN 3	-A	68	38																			114
	-B	122	45																			173
	-C	140	51																			196
	-D	87	26																			117
		417	160																			600
DUBLIN 4	-A	169	55																			235
	-B	93	28																			125
	-C	130	34																			174
	-D	173	53																			240
	-E	150	53																			214
	-F	102	42																			153
		817	265																			1141
FRANKLIN	-A	74	81																			161
	-B	67	46																			115
	-C	78	49																			134
	-D	72	64																			139
	-E	79	75																			163
	-F	31	10																			42
		401	325																			754
GAHANNA 1	-A	111	70																			187
	-B	105	60																			170
	-C	162	95																			263
	-D	100	74																			176
	-E	117	57																			182
	-F	77	26																			107
		672	382																			1085

OFFICIAL RESULTS \* GENERAL ELECTION \* NOVEMBER 6, 2001  
FRANKLIN COUNTY, OHIO  
Propositions

FRANK CO MEN  
RET TX LVY  
(REP)(ISSUE#1)

BEXLEY PROP  
CHARTER AMEND  
(ISSUE#14)

BEXLEY PROP  
CHARTER AMEND  
(ISSUE#15)

BEXLEY PROP  
CHARTER AMEND  
(ISSUE#16)

BEXLEY PROP  
CHARTER AMEND  
(ISSUE#17)

BEXLEY PROP  
CHARTER AMEND  
(ISSUE#18)

BEXLEY PROP  
CHARTER AMEND  
(ISSUE#19)

BEXLEY PROP  
CHARTER AMEND  
(ISSUE#20)

Vote For 1      Vote For 1      Vote For 1      Vote For 1      Vote For 1      Vote For 1      Vote For 1      Vote For 1

F O R      A G A I N S T      Y E S      N O      Y E S      N O      Y E S      N O      Y E S      N O      Y E S      N O      Y E S      N O      Y E S      N O

																			Precinct Public Count
GAHANNA 2	- A	87	47																136
	- B	138	54																196
	- C	149	104																258
	- D	70	46																120
	- E	160	62																222
	- F	35	18																55
			<u>639</u>	<u>331</u>															
GAHANNA 3	- A	77	36																114
	- B	97	48																149
	- C	145	63																215
	- D	164	48																217
	- E	130	59																195
	- F	98	46																151
			<u>711</u>	<u>300</u>															
GAHANNA 4	- A	167	76																246
	- B	147	54																204
	- C	185	70																265
	- D	131	44																184
	- E	206	60																269
	- F	181	77																260
	- G	135	51																190
			<u>1152</u>	<u>432</u>															
GRANDVIEW	- A	359	120																520
	- B	273	63																353
	- C	296	65																376
	- D	258	70																347
	- E	201	56																273
			<u>1387</u>	<u>374</u>															
GROVE CITY 1	- A	117	74																196
	- B	84	85																175
	- C	169	94																269
	- D	29	13																43
			<u>399</u>	<u>266</u>															
GROVE CITY 2	- A	122	71																205
	- B	132	75																218
	- C	85	71																160
			<u>339</u>	<u>217</u>															583

OFFICIAL RESULTS \* GENERAL ELECTION \* NOVEMBER 6, 2001  
FRANKLIN COUNTY, OHIO  
Propositions

	FRANK CO MEN RET TX LVY (REP)(ISSUE#1)		BEXLEY PROP CHARTER AMEND (ISSUE#14)		BEXLEY PROP CHARTER AMEND (ISSUE#15)		BEXLEY PROP CHARTER AMEND (ISSUE#16)		BEXLEY PROP CHARTER AMEND (ISSUE#17)		BEXLEY PROP CHARTER AMEND (ISSUE#18)		BEXLEY PROP CHARTER AMEND (ISSUE#19)		BEXLEY PROP CHARTER AMEND (ISSUE#20)		Precinct Public Count
	Vote For 1		Vote For 1		Vote For 1		Vote For 1		Vote For 1		Vote For 1		Vote For 1				
	F O R	A G A I N S T	Y E S	N O	Y E S	N O	Y E S	N O	Y E S	N O	Y E S	N O	Y E S	N O	Y E S	N O	
GROVE CITY 3	- A	131	97														231
	- B	220	144														388
	- C	170	122														304
	- D	142	114														267
	- E	110	67														186
	- F	168	116														304
	- G	177	102														283
		1118	762														1963
GROVE CITY 4	- A	101	69														178
	- B	134	68														211
	- C	81	42														128
	- D	101	73														182
	- E	101	70														179
		518	322														878
GROVEPORT	- A	147	96														249
	- B	108	79														195
	- C	109	55														177
		364	230														621
HAMILTON	- A	83	110														205
	- B	64	55														126
	- C	82	77														169
	- D	98	109														216
		327	351														716
HARRISBURG		40	22														63
		40	22														63
HILLIARD 1	- A	53	43														99
	- B	94	62														165
	- C	142	69														223
	- D	99	53														156
		388	227														643
HILLIARD 2	- A	170	59														234
	- B	201	66														274
	- C	197	91														302
	- D	125	83														223
		693	299														1033

OFFICIAL RESULTS \* GENERAL ELECTION \* NOVEMBER 6, 2001  
FRANKLIN COUNTY, OHIO  
Propositions

FRANK CO MEN  
RET TX LVY  
(REP)(ISSUE#1)

BEXLEY PROP  
CHARTER AMEND  
(ISSUE#14)

BEXLEY PROP  
CHARTER AMEND  
(ISSUE#15)

BEXLEY PROP  
CHARTER AMEND  
(ISSUE#16)

BEXLEY PROP  
CHARTER AMEND  
(ISSUE#17)

BEXLEY PROP  
CHARTER AMEND  
(ISSUE#18)

BEXLEY PROP  
CHARTER AMEND  
(ISSUE#19)

BEXLEY PROP  
CHARTER AMEND  
(ISSUE#20)

Vote For 1      Vote For 1      Vote For 1      Vote For 1      Vote For 1      Vote For 1      Vote For 1      Vote For 1

F O R      A G A I N S T      Y E S      N O      Y E S      N O      Y E S      N O      Y E S      N O      Y E S      N O      Y E S      N O      Y E S      N O

																			Precinct Public Count
HILLIARD 3	- A	51	48																102
	- B	89	71																169
	- C	64	41																116
	- D	119	66																190
		323	226																577
HILLIARD 4	- A	129	83																224
	- B	143	79																234
	- C	117	82																206
	- D	140	55																200
	- E	96	71																180
	625	370																	1044
JACKSON	- A	76	61																140
	- B	86	62																150
	- C	72	73																148
	- D	107	99																209
	341	295																	647
JEFFERSON	- A	146	68																216
	- B	128	73																203
	- C	130	98																232
	404	239																	651
LOCKBOURNE	- A	23	35																66
		23	35																66
MADISON	- A	141	129																289
	- B	139	94																242
	- C	173	130																314
	- D	168	79																253
	- E	68	66																144
	- F	189	119																322
	- G	122	58																184
	- H	111	67																183
	1111	742																	1931
MARBLE CLIFF		160	36																202
		160	36																202
MIFFLIN	- A	59	34																99
	- B	54	19																76
	113	53																	175

OFFICIAL RESULTS \* GENERAL ELECTION \* NOVEMBER 6, 2001

FRANKLIN COUNTY, OHIO

Propositions

	FRANK CO MEN RET TX LVY (REP)(ISSUE#1)		BEXLEY PROP CHARTER AMEND (ISSUE#14)		BEXLEY PROP CHARTER AMEND (ISSUE#15)		BEXLEY PROP CHARTER AMEND (ISSUE#16)		BEXLEY PROP CHARTER AMEND (ISSUE#17)		BEXLEY PROP CHARTER AMEND (ISSUE#18)		BEXLEY PROP CHARTER AMEND (ISSUE#19)		BEXLEY PROP CHARTER AMEND (ISSUE#20)		Precinct Public Count
	Vote For 1		Vote For 1		Vote For 1		Vote For 1		Vote For 1		Vote For 1		Vote For 1		Vote For 1		
	F O R	A G A I N S T	Y E S	N O	Y E S	N O	Y E S	N O	Y E S	N O	Y E S	N O	Y E S	N O	Y E S	N O	
MINERVA PARK	276	133															419
	276	133															419
NEW ALBANY	- A	186	180														382
	- B	253	163														446
	- C	392	168														579
		831	511														1407
NORWICH	- A	128	77														209
	- B	138	86														235
	- C	121	67														197
	- D	83	49														135
		470	279														776
OBETZ	- A	86	122														234
	- B	117	126														255
	- C	91	95														197
		294	343														686
PERRY	- A	290	123														443
	- B	295	148														465
	- C	62	24														91
	- D	364	184														578
		1011	479														1577
PLAIN	- A	95	104														204
	- B	89	107														201
	- C	164	163														339
		348	374														744
PLEASANT	- A	98	80														184
	- B	109	109														228
	- C	92	78														187
	- D	135	96														236
	- E	83	79														165
	- F	54	52														114
		571	494														1114

OFFICIAL RESULTS \* GENERAL ELECTION \* NOVEMBER 6, 2001  
FRANKLIN COUNTY, OHIO  
Propositions

	FRANK CO MEN RET TX LVY (REP)(ISSUE#1)		BEXLEY PROP CHARTER AMEND (ISSUE#14)		BEXLEY PROP CHARTER AMEND (ISSUE#15)		BEXLEY PROP CHARTER AMEND (ISSUE#16)		BEXLEY PROP CHARTER AMEND (ISSUE#17)		BEXLEY PROP CHARTER AMEND (ISSUE#18)		BEXLEY PROP CHARTER AMEND (ISSUE#19)		BEXLEY PROP CHARTER AMEND (ISSUE#20)		
	Vote For 1		Vote For 1		Vote For 1		Vote For 1		Vote For 1		Vote For 1		Vote For 1		Vote For 1		
	F O R	A G A I N S T	Y E S	N O	Y E S	N O	Y E S	N O	Y E S	N O	Y E S	N O	Y E S	N O	Y E S	N O	Precinct Public Count
PRAIRIE	-A	88	56														144
	-B	138	125														277
	-C	94	71														173
	-D	154	102														263
	-E	73	58														134
	-F	89	68														159
	-G	138	58														208
	-H	78	41														124
	-I	90	59														152
	-J	55	36														94
	-K	76	78														160
	-L	58	48														112
		1131	800														2000
REYNS 1	-A	108	55														176
	-B	159	61														229
	-C	87	28														120
	-D	124	45														177
	-E	190	105														318
		668	294														1020
REYNS 2	-A	149	71														226
	-B	77	39														122
	-C	76	28														108
	-D	116	60														179
	-E	99	49														148
	-F	107	55														166
		624	302														949
REYNS 3	-A	100	35														138
	-B	125	67														196
	-C	120	58														180
	-D	121	63														192
	-E	90	33														123
		556	256														829
REYNS 4	-A	61	30														95
	-B	62	25														94
	-C	104	53														161
	-D	115	46														162
	-E	41	14														57
		383	168														569



OFFICIAL RESULTS \* GENERAL ELECTION \* NOVEMBER 6, 2001  
FRANKLIN COUNTY, OHIO  
Propositions

FRANK CO MEN  
RET TX LVY  
(REP)(ISSUE#1)

BEXLEY PROP  
CHARTER AMEND  
(ISSUE#14)

BEXLEY PROP  
CHARTER AMEND  
(ISSUE#15)

BEXLEY PROP  
CHARTER AMEND  
(ISSUE#16)

BEXLEY PROP  
CHARTER AMEND  
(ISSUE#17)

BEXLEY PROP  
CHARTER AMEND  
(ISSUE#18)

BEXLEY PROP  
CHARTER AMEND  
(ISSUE#19)

BEXLEY PROP  
CHARTER AMEND  
(ISSUE#20)

Vote For 1      Vote For 1      Vote For 1      Vote For 1      Vote For 1      Vote For 1      Vote For 1      Vote For 1

F O R      A G A I N S T      Y E S      N O      Y E S      N O      Y E S      N O      Y E S      N O      Y E S      N O      Y E S      N O      Y E S      N O

																				Precinct -Public Count
RIVERLEA		199	33																	238
		199	33																	238
SHARON	-A	198	108																	328
	-B	142	80																	229
		340	188																	557
TRURO	-A	29	21																	51
	-B	78	49																	130
		107	70																	181
UP ARL 1	-A	277	71																	356
	-B	275	81																	361
	-C	195	48																	257
	-D	174	62																	246
	-E	315	76																	407
	-F	237	89																	338
		1473	427																	1965
UP ARL 2	-A	318	78																	413
	-B	114	36																	154
	-C	179	95																	282
	-D	309	113																	433
	-E	198	58																	266
		1118	380																	1548
UP ARL 3	-A	271	105																	388
	-B	184	72																	263
	-C	224	88																	325
	-D	270	111																	391
	-E	199	54																	258
		1148	430																	1625
UP ARL 4	-A	173	80																	264
	-B	231	104																	343
	-C	171	71																	251
	-D	186	69																	260
	-E	263	119																	395
		1024	443																	1513

OFFICIAL RESULTS \* GENERAL ELECTION \* NOVEMBER 6, 2001

FRANKLIN COUNTY, OHIO

Propositions

	FRANK CO MEN RET TX LVY (REP)(ISSUE#1)		BEXLEY PROP CHARTER AMEND (ISSUE#14)		BEXLEY PROP CHARTER AMEND (ISSUE#15)		BEXLEY PROP CHARTER AMEND (ISSUE#16)		BEXLEY PROP CHARTER AMEND (ISSUE#17)		BEXLEY PROP CHARTER AMEND (ISSUE#18)		BEXLEY PROP CHARTER AMEND (ISSUE#19)		BEXLEY PROP CHARTER AMEND (ISSUE#20)		Precinct Public Count
	Vote For 1		Vote For 1		Vote For 1		Vote For 1		Vote For 1		Vote For 1		Vote For 1				
	F O R	A G A I N S T	Y E S	N O	Y E S	N O	Y E S	N O	Y E S	N O	Y E S	N O	Y E S	N O	Y E S	N O	
UP ARL 5	- A	267	87														370
	- B	249	81														339
	- C	214	90														316
	- D	156	82														247
	- E	146	50														204
	- F	249	96														353
		<u>1281</u>	<u>486</u>														1829
UP ARL 6	- A	252	139														403
	- B	189	75														269
	- C	207	117														338
	- D	193	81														282
	- E	231	91														330
	- F	192	80														284
	- G	218	93														329
		<u>1482</u>	<u>676</u>														2235
URBANCREST		58	21														94
		58	21														94
VALLEYVIEW		97	90														220
		97	90														220
WASHINGTON		91	38														133
		91	38														133
WESTV 1	- A	147	70														221
	- B	167	74														246
	- C	141	74														217
	- D	138	98														239
	- E	139	91														232
		<u>732</u>	<u>407</u>														1155
WESTV 2	- A	155	62														225
	- B	126	61														188
	- C	170	65														238
	- D	176	62														241
	- E	179	70														254
	- F	166	78														250
	- G	231	107														345
		<u>1203</u>	<u>505</u>														1741

OFFICIAL RESULTS \* GENERAL ELECTION \* NOVEMBER 6, 2001  
FRANKLIN COUNTY, OHIO  
Propositions

FRANK CO MEN  
RET TX LVY  
(REP)(ISSUE#1)

BEXLEY PROP  
CHARTER AMEND  
(ISSUE#14)

BEXLEY PROP  
CHARTER AMEND  
(ISSUE#15)

BEXLEY PROP  
CHARTER AMEND  
(ISSUE#16)

BEXLEY PROP  
CHARTER AMEND  
(ISSUE#17)

BEXLEY PROP  
CHARTER AMEND  
(ISSUE#18)

BEXLEY PROP  
CHARTER AMEND  
(ISSUE#19)

BEXLEY PROP  
CHARTER AMEND  
(ISSUE#20)

Vote For 1      Vote For 1      Vote For 1      Vote For 1      Vote For 1      Vote For 1      Vote For 1      Vote For 1

F O R      A G A I N S T      Y E S      N O      Y E S      N O      Y E S      N O      Y E S      N O      Y E S      N O      Y E S      N O      Y E S      N O

Precinct	Proposition	For	Against	Total	Precinct Public Count
WESTV 3	- A	143	79		230
	- B	110	70		186
	- C	96	34		131
	- D	124	63		192
	- E	78	30		114
		551	276		853
WESTV 4	- A	163	76		242
	- B	154	70		228
	- C	201	83		287
	- D	201	114		323
		719	343		1080
WESTV 5	- A	182	71		259
	- B	92	33		129
	- C	135	56		195
	- D	134	88		224
	- E	232	109		347
		775	357		1154
WHITEHALL 1	- A	39	16		55
	- B	84	34		120
	- C	132	88		226
		255	138		401
WHITEHALL 2	- A	89	44		137
	- B	96	73		173
	- C	97	33		133
		282	150		443
WHITEHALL 3	- A	81	51		134
	- B	92	56		152
	- C	73	29		106
	- D	122	62		187
		368	198		579
WHITEHALL 4	- A	93	38		134
	- B	74	42		121
	- C	82	39		123
		249	119		378

OFFICIAL RESULTS \* GENERAL ELECTION \* NOVEMBER 6, 2001  
FRANKLIN COUNTY, OHIO  
Propositions

	FRANK CO MEN RET TX LVY (REP)(ISSUE#1)		BEXLEY PROP CHARTER AMEND (ISSUE#14)		BEXLEY PROP CHARTER AMEND (ISSUE#15)		BEXLEY PROP CHARTER AMEND (ISSUE#16)		BEXLEY PROP CHARTER AMEND (ISSUE#17)		BEXLEY PROP CHARTER AMEND (ISSUE#18)		BEXLEY PROP CHARTER AMEND (ISSUE#19)		BEXLEY PROP CHARTER AMEND (ISSUE#20)		
	Vote For 1		Vote For 1		Vote For 1		Vote For 1		Vote For 1		Vote For 1		Vote For 1		Vote For 1		
	F O R	A G A I N S T	Y E S	N O	Y E S	N O	Y E S	N O	Y E S	N O	Y E S	N O	Y E S	N O	Y E S	N O	
WORTH 1	- A	302	112														
	- B	370	82														
	- C	307	120														
	- D	214	67														
		1193	381														
WORTH 2	- A	416	85														
	- B	276	73														
	- C	276	82														
		968	240														
WORTH 3	- A	376	104														
	- B	407	118														
	- C	296	76														
	- D	179	69														
		1258	367														
WORTH 4	- A	252	85														
	- B	263	84														
	- C	253	90														
	- D	131	65														
		899	324														
ABSENTEE		7038	3075	161	33	160	23	173	25	166	29	165	21	170	21	108	72
		7038	3075	161	33	160	23	173	25	166	29	165	21	170	21	108	72
<b>Grand Total :</b>		105994	42587	2609	490	2673	343	2691	391	2515	455	2475	370	2581	291	1849	1009

Precinct  
Public  
Count

448  
473  
445  
296  
1662  
522  
369  
376  
1267  
505  
553  
410  
269  
1737  
354  
368  
356  
211  
1289  
10906  
10906

OFFICIAL RESULTS \* GENERAL ELECTION \* NOVEMBER 6, 2001

FRANKLIN COUNTY, OHIO

Propositions

FRANK CO MEN RET TX LVY (REP)(ISSUE#1)		BEXLEY PROP CHARTER AMEND (ISSUE#14)		BEXLEY PROP CHARTER AMEND (ISSUE#15)		BEXLEY PROP CHARTER AMEND (ISSUE#16)		BEXLEY PROP CHARTER AMEND (ISSUE#17)		BEXLEY PROP CHARTER AMEND (ISSUE#18)		BEXLEY PROP CHARTER AMEND (ISSUE#19)		BEXLEY PROP CHARTER AMEND (ISSUE#20)	
Vote For 1		Vote For 1		Vote For 1		Vote For 1		Vote For 1		Vote For 1		Vote For 1		Vote For 1	
F O R	A G A I N S T	Y E S	N O	Y E S	N O	Y E S	N O	Y E S	N O	Y E S	N O	Y E S	N O	Y E S	N O

Ward Recap

																Precinct Public Count
COLS 01	326	127														478
COLS 02	827	250														1108
COLS 03	455	144														645
COLS 04	385	106														557
COLS 05	459	105														673
COLS 06	979	206														1367
COLS 07	610	123														884
COLS 08	498	105														667
COLS 09	165	59														234
COLS 10	1400	517														2016
COLS 11	539	286														870
COLS 12	282	65														382
COLS 13	364	107														572
COLS 14	610	112														749
COLS 15	241	47														299
COLS 16	293	68														372
COLS 17	612	147														918
COLS 18	858	163														1052
COLS 19	1865	454														2399
COLS 20	669	144														844
COLS 21	1161	339														1549
COLS 22	1249	517														1859
COLS 23	476	159														679
COLS 24	521	167														735
COLS 25	1011	272														1471
COLS 26	358	82														519
COLS 27	802	214														1083
COLS 28	1244	358														1770
COLS 29	237	138														410
COLS 30	574	290														900
COLS 31	417	152														612
COLS 32	576	237														853
COLS 33	820	178														1052
COLS 34	748	272														1099
COLS 35	666	163														962
COLS 36	494	290														834
COLS 37	228	122														375
COLS 38	272	122														430
COLS 39	151	22														179
COLS 40	272	54														346
COLS 41	133	28														162
COLS 42	373	147														551

OFFICIAL RESULTS \* GENERAL ELECTION \* NOVEMBER 6, 2001

FRANKLIN COUNTY, OHIO

Propositions

FRANK CO MEN RET TX LVY (REP)(ISSUE#1)	BEXLEY PROP CHARTER AMEND (ISSUE#14)	BEXLEY PROP CHARTER AMEND (ISSUE#15)	BEXLEY PROP CHARTER AMEND (ISSUE#16)	BEXLEY PROP CHARTER AMEND (ISSUE#17)	BEXLEY PROP CHARTER AMEND (ISSUE#18)	BEXLEY PROP CHARTER AMEND (ISSUE#19)	BEXLEY PROP CHARTER AMEND (ISSUE#20)
--	--	--	--	--	--	--	--

Vote For 1		Vote For 1		Vote For 1		Vote For 1		Vote For 1		Vote For 1		Vote For 1		Vote For 1	
------------	--	------------	--	------------	--	------------	--	------------	--	------------	--	------------	--	------------	--

F O R	A G A I N S T	Y E S	N O	Y E S	N O	Y E S	N O	Y E S	N O	Y E S	N O	Y E S	N O	Y E S	N O
-------------	---------------------------------	-------------	--------	-------------	--------	-------------	--------	-------------	--------	-------------	--------	-------------	--------	-------------	--------

Ward Recap

																	Precinct Public Count
COLS 43	523	241															806
COLS 44	1124	345															1583
COLS 45	1459	609															2173
COLS 46	1417	516															2062
COLS 47	721	226															1016
COLS 48	690	209															997
COLS 49	426	323															792
COLS 50	429	149															702
COLS 51	525	166															816
COLS 52	965	295															1327
COLS 53	939	393															1389
COLS 54	727	324															1108
COLS 55	546	114															707
COLS 56	1111	311															1607
COLS 57	891	384															1334
COLS 58	681	403															1142
COLS 59	671	228															922
COLS 60	1184	382															1643
COLS 61	420	155															612
COLS 62	918	443															1399
COLS 63	1154	351															1565
COLS 64	741	223															1001
COLS 65	1573	488															2181
COLS 66	608	233															877
COLS 67	764	345															1147
COLS 68	268	108															403
COLS 69	1048	356															1455
COLS 70	915	310															1287
COLS 71	1897	618															2667
COLS 72	1663	524															2338
COLS 73	1384	583															2076
COLS 74	859	251															1152
BEXLEY 1	618	156	597	124	600	98	609	108	562	122	543	101	569	81	417	244	801
BEXLEY 2	674	138	648	112	662	83	669	92	635	103	624	89	655	64	472	242	841
BEXLEY 3	667	169	650	121	675	77	673	93	616	122	614	95	631	73	447	265	853
BEXLEY 4	564	118	553	100	576	62	567	73	536	79	529	64	556	52	405	186	702
BLENDON	767	466															1263
BROWN	194	167															371
CAN WINCH	867	685															1683
CLINTON	266	118															398
DUBLIN 1	784	272															1098
DUBLIN 2	579	178															776

OFFICIAL RESULTS \* GENERAL ELECTION \* NOVEMBER 6, 2001

FRANKLIN COUNTY, OHIO

Propositions

FRANK CO MEN RET TX LVY (REP)(ISSUE#1)	BEXLEY PROP CHARTER AMEND (ISSUE#14)	BEXLEY PROP CHARTER AMEND (ISSUE#15)	BEXLEY PROP CHARTER AMEND (ISSUE#16)	BEXLEY PROP CHARTER AMEND (ISSUE#17)	BEXLEY PROP CHARTER AMEND (ISSUE#18)	BEXLEY PROP CHARTER AMEND (ISSUE#19)	BEXLEY PROP CHARTER AMEND (ISSUE#20)
--	--	--	--	--	--	--	--

Vote For 1		Vote For 1		Vote For 1		Vote For 1		Vote For 1		Vote For 1		Vote For 1	
------------	--	------------	--	------------	--	------------	--	------------	--	------------	--	------------	--

F	A	Y	N	Y	N	Y	N	Y	N	Y	N	Y	N
O	G	E	O	E	O	E	O	E	O	E	O	E	O
R	A	S		S		S		S		S		S	
	I												
	N												
	S												
	T												

Ward Recap

						Precinct Public Count
DUBLIN 3	417	160				600
DUBLIN 4	817	265				1141
FRANKLIN	401	325				754
GAHANNA 1	672	382				1085
GAHANNA 2	639	331				987
GAHANNA 3	711	300				1041
GAHANNA 4	1152	432				1618
GRANDVIEW	1387	374				1869
GROVE CITY 1	399	266				683
GROVE CITY 2	339	217				583
GROVE CITY 3	1118	762				1963
GROVE CITY 4	518	322				878
GROVEPORT	364	230				621
HAMILTON	327	351				716
HARRISBURG	40	22				63
HILLIARD 1	388	227				643
HILLIARD 2	693	299				1033
HILLIARD 3	323	226				577
HILLIARD 4	625	370				1044
JACKSON	341	295				647
JEFFERSON	404	239				651
LOCKBOURNE	23	35				66
MADISON	1111	742				1931
MARBLE CLIFF	160	36				202
MIFFLIN	113	53				175
MINERVA PARK	276	133				419
NEW ALBANY	831	511				1407
NORWICH	470	279				776
OBETZ	294	343				686
PERRY	1011	479				1577
PLAIN	348	374				744
PLEASANT	571	494				1114
PRAIRIE	1131	800				2000
REYNS 1	668	294				1020
REYNS 2	624	302				949
REYNS 3	556	256				829
REYNS 4	383	168				569
RIVERLEA	199	33				238
SHARON	340	188				557
TRURO	107	70				181
UP ARL 1	1473	427				1965
UP ARL 2	1118	380				1548

OFFICIAL RESULTS \* GENERAL ELECTION \* NOVEMBER 6, 2001

FRANKLIN COUNTY, OHIO

Propositions

FRANK CO MEN RET TX LVY (REP)(ISSUE#1)	BEXLEY PROP CHARTER AMEND (ISSUE#14)	BEXLEY PROP CHARTER AMEND (ISSUE#15)	BEXLEY PROP CHARTER AMEND (ISSUE#16)	BEXLEY PROP CHARTER AMEND (ISSUE#17)	BEXLEY PROP CHARTER AMEND (ISSUE#18)	BEXLEY PROP CHARTER AMEND (ISSUE#19)	BEXLEY PROP CHARTER AMEND (ISSUE#20)
--	--	--	--	--	--	--	--

Vote For 1		Vote For 1		Vote For 1		Vote For 1		Vote For 1		Vote For 1		Vote For 1		Vote For 1	
F O R	A G A I N S T	Y E S	N O	Y E S	N O	Y E S	N O	Y E S	N O	Y E S	N O	Y E S	N O	Y E S	N O

Ward Recap

																Precinct Public Count
UP ARL 3	1148	430														1625
UP ARL 4	1024	443														1513
UP ARL 5	1281	486														1829
UP ARL 6	1482	676														2235
URBANCREST	58	21														94
VALLEYVIEW	97	90														220
WASHINGTON	91	38														133
WESTV 1	732	407														1155
WESTV 2	1203	505														1741
WESTV 3	551	276														853
WESTV 4	719	343														1080
WESTV 5	775	357														1154
WHITEHALL 1	255	138														401
WHITEHALL 2	282	150														443
WHITEHALL 3	368	198														579
WHITEHALL 4	249	119														378
WORTH 1	1193	381														1662
WORTH 2	968	240														1267
WORTH 3	1258	367														1737
WORTH 4	899	324														1289
ABSENTEE	7038	3075	161	33	160	23	173	25	166	29	165	21	170	21	108	72
	105994	42587	2609	490	2673	343	2691	391	2515	455	2475	370	2581	291	1849	1009



OFFICIAL RESULTS \* GENERAL ELECTION \* NOVEMBER 6, 2001

FRANKLIN COUNTY, OHIO

Propositions

	BEXLEY PROP CHARTER AMEND (ISSUE#21)		BEXLEY PROP CHARTER AMEND (ISSUE#22)		BEXLEY PROP CHARTER AMEND (ISSUE#23)		BEXLEY PROP CHARTER AMEND (ISSUE#24)		BEXLEY PROP CHARTER AMEND (ISSUE#25)		BEXLEY PROP ORDINANCE (ISSUE#26)		GAHANNA PROP CHARTER AMEND (ISSUE#27)		GAHANNA PROP CHARTER AMEND (ISSUE#28)		Precinct Public Count	
	Vote For 1		Vote For 1		Vote For 1		Vote For 1		Vote For 1		Vote For 1		Vote For 1		Vote For 1			
	Y E S	N O	Y E S	N O	Y E S	N O	Y E S	N O	Y E S	N O	Y E S	N O	Y E S	N O	Y E S	N O		
BEXLEY 1	- A	148	56	159	48	137	51	155	45	170	29	149	66					246
	- B	141	36	150	30	119	46	141	36	155	23	148	36					220
	- C	210	56	230	38	185	52	211	48	250	21	246	32					335
		499	148	539	116	441	149	507	129	575	73	543	134					801
BEXLEY 2	- A	261	49	278	30	222	53	249	50	267	30	268	47					370
	- B	143	39	156	29	137	29	136	37	160	21	156	31					211
	- C	178	45	199	28	165	45	175	44	200	23	193	35					260
		582	133	633	87	524	127	560	131	627	74	617	113					841
BEXLEY 3	- A	199	55	217	45	167	70	180	61	224	31	200	68					309
	- B	193	50	215	32	176	50	187	51	227	28	207	52					311
	- C	161	32	172	25	144	35	161	35	176	23	169	37					233
		553	137	604	102	487	155	528	147	627	82	576	157					853
BEXLEY 4	- A	93	19	100	15	78	20	87	23	109	7	89	25					138
	- B	235	61	249	45	216	51	240	50	261	26	264	40					347
	- C	137	47	151	32	108	51	137	44	160	25	147	46					217
		465	127	500	92	402	122	464	117	530	58	500	111					702
GAHANNA 1	- A													127	49	72	103	187
	- B													121	37	70	94	170
	- C													186	55	117	128	263
	- D													114	50	74	89	176
	- E													135	29	78	85	182
	- F													74	18	44	49	107
														757	238	455	548	1085
GAHANNA 2	- A													90	36	51	79	136
	- B													158	22	87	90	196
	- C													178	62	112	139	256
	- D													81	24	39	68	120
	- E													177	31	107	101	222
	- F													45	10	25	25	55
														729	185	421	502	987
GAHANNA 3	- A													83	22	43	64	114
	- B													100	30	46	89	149
	- C													169	28	98	99	215
	- D													164	34	97	104	217
	- E													139	38	100	80	195
	- F													120	21	66	71	151
														775	173	450	507	1041

OFFICIAL RESULTS \* GENERAL ELECTION \* NOVEMBER 6, 2001  
FRANKLIN COUNTY, OHIO  
Propositions

	BEXLEY PROP CHARTER AMEND (ISSUE#21)		BEXLEY PROP CHARTER AMEND (ISSUE#22)		BEXLEY PROP CHARTER AMEND (ISSUE#23)		BEXLEY PROP CHARTER AMEND (ISSUE#24)		BEXLEY PROP CHARTER AMEND (ISSUE#25)		BEXLEY PROP ORDINANCE (ISSUE#26)		GAHANNA PROP CHARTER AMEND (ISSUE#27)		GAHANNA PROP CHARTER AMEND (ISSUE#28)	
	Vote For 1		Vote For 1		Vote For 1		Vote For 1		Vote For 1		Vote For 1		Vote For 1		Vote For 1	
	Y E S	N O	Y E S	N O	Y E S	N O	Y E S	N O	Y E S	N O	Y E S	N O	Y E S	N O	Y E S	N O
GAHANNA 4																
- A													179	46	98	126
- B													162	33	90	106
- C													202	42	125	118
- D													143	26	76	94
- E													211	39	134	121
- F													200	31	115	118
- G													142	29	104	69
													1239	246	742	752
ABSENTEE	151	30	162	28	117	52	142	40	157	23	144	42	206	53	129	133
	151	30	162	28	117	52	142	40	157	23	144	42	206	53	129	133
<b>Grand Total :</b>	<b>2250</b>	<b>575</b>	<b>2438</b>	<b>425</b>	<b>1971</b>	<b>605</b>	<b>2201</b>	<b>564</b>	<b>2516</b>	<b>310</b>	<b>2380</b>	<b>557</b>	<b>3706</b>	<b>895</b>	<b>2197</b>	<b>2442</b>

Precinct  
Public  
Count

246  
204  
265  
184  
269  
260  
190  
1618  
10906  
10906

OFFICIAL RESULTS \* GENERAL ELECTION \* NOVEMBER 6, 2001

FRANKLIN COUNTY, OHIO

Propositions

BEXLEY PROP CHARTER AMEND (ISSUE#21)		BEXLEY PROP CHARTER AMEND (ISSUE#22)		BEXLEY PROP CHARTER AMEND (ISSUE#23)		BEXLEY PROP CHARTER AMEND (ISSUE#24)		BEXLEY PROP CHARTER AMEND (ISSUE#25)		BEXLEY PROP ORDINANCE (ISSUE#26)		GAHANNA PROP CHARTER AMEND (ISSUE#27)		GAHANNA PROP CHARTER AMEND (ISSUE#28)	
--	--	--	--	--	--	--	--	--	--	--	--	---	--	---	--

Vote For 1		Vote For 1		Vote For 1		Vote For 1		Vote For 1		Vote For 1		Vote For 1		Vote For 1	
------------	--	------------	--	------------	--	------------	--	------------	--	------------	--	------------	--	------------	--

Y	N	Y	N	Y	N	Y	N	Y	N	Y	N	Y	N	Y	N
E	O	E	O	E	O	E	O	E	O	E	O	E	O	E	O
S		S		S		S		S		S		S		S	

Ward Recap

	Y	N	Y	N	Y	N	Y	N	Y	N	Y	N	Y	N	Y	N	Precinct Public Count
	E	O	E	O	E	O	E	O	E	O	E	O	E	O	E	O	
	S		S		S		S		S		S		S		S		
BEXLEY 1	499	148	539	116	441	149	507	129	575	73	543	134					801
BEXLEY 2	582	133	633	87	524	127	560	131	627	74	617	113					841
BEXLEY 3	553	137	604	102	487	155	528	147	627	82	576	157					853
BEXLEY 4	465	127	500	92	402	122	464	117	530	58	500	111					702
GAHANNA 1													757	238	455	548	1085
GAHANNA 2													729	185	421	502	987
GAHANNA 3													775	173	450	507	1041
GAHANNA 4													1239	246	742	752	1618
ABSENTEE	151	30	162	28	117	52	142	40	157	23	144	42	206	53	129	133	10906
	2250	575	2438	425	1971	605	2201	564	2516	310	2380	557	3706	895	2197	2442	

OFFICIAL RESULTS \* GENERAL ELECTION \* NOVEMBER 6, 2001  
FRANKLIN COUNTY, OHIO  
Propositions

	GAHANNA PROP CHARTER AMEND (ISSUE#29)		GAHANNA PROP CHARTER AMEND (ISSUE#30)		GAHANNA PROP CHARTER AMEND (ISSUE#31)		GAHANNA PROP CHARTER AMEND (ISSUE#32)		GAHANNA PROP CHARTER AMEND (ISSUE#33)		REYNOLDSBURG PROP ORDINANCE (ISSUE#34)		REYNOLDSBURG PROP ORDINANCE (ISSUE#35)		MINERVA PK PROP TX LVY (REN)(ISSUE#37)		Precinct Public Count
	Vote For 1		Vote For 1		Vote For 1		Vote For 1		Vote For 1		Vote For 1		Vote For 1		Vote For 1		
	Y E S	N O	Y E S	N O	Y E S	N O	Y E S	N O	Y E S	N O	Y E S	N O	Y E S	N O	F O R	A G A I N S T	
GAHANNA 1	-A	139	32	104	64	98	75	100	71	138	35						187
	-B	131	33	97	64	78	85	86	76	129	35						170
	-C	203	35	161	76	176	67	149	89	203	34						263
	-D	121	39	99	62	85	81	94	70	126	37						176
	-E	143	20	111	47	109	55	102	58	140	21						182
	-F	77	16	68	25	67	23	62	31	79	17						107
		814	175	640	338	613	386	593	395	815	179						1085
GAHANNA 2	-A	106	23	82	47	80	48	69	59	107	20						136
	-B	163	14	125	49	124	52	113	68	159	18						196
	-C	195	45	148	92	161	84	135	105	200	42						258
	-D	93	11	61	40	63	44	58	49	75	26						120
	-E	182	24	150	55	154	55	117	84	174	30						222
	-F	48	3	40	13	38	14	30	24	47	5						55
		787	120	606	296	620	297	522	389	762	141						987
GAHANNA 3	-A	89	17	64	43	58	48	53	50	83	22						114
	-B	112	23	76	51	64	69	65	65	102	30						149
	-C	175	20	135	58	141	57	124	69	177	20						215
	-D	179	20	146	47	142	53	130	67	171	30						217
	-E	155	22	118	60	123	56	109	70	156	26						195
	-F	123	18	100	40	98	40	90	48	125	17						151
		833	120	639	299	626	323	571	369	814	145						1041
GAHANNA 4	-A	183	37	136	84	137	87	122	98	190	31						246
	-B	170	20	135	59	158	37	123	68	163	30						204
	-C	214	29	184	55	189	56	160	84	218	29						265
	-D	151	19	105	58	138	35	98	69	155	18						184
	-E	226	27	171	73	196	55	163	86	221	33						269
	-F	213	18	158	73	171	71	138	100	204	27						260
	-G	158	16	126	46	139	36	113	57	152	22						190
		1315	166	1015	448	1128	377	917	562	1303	190						1618
MINERVA PARK															319	93	419
															319	93	419
REYNS 1	-A									101	56	97	58				176
	-B									135	80	134	77				229
	-C									77	37	78	36				120
	-D									119	42	113	45				177
	-E									184	101	181	103				318
										616	316	603	319				1020

OFFICIAL RESULTS \* GENERAL ELECTION \* NOVEMBER 6, 2001  
FRANKLIN COUNTY, OHIO  
Propositions

	GAHANNA PROP CHARTER AMEND (ISSUE#29)		GAHANNA PROP CHARTER AMEND (ISSUE#30)		GAHANNA PROP CHARTER AMEND (ISSUE#31)		GAHANNA PROP CHARTER AMEND (ISSUE#32)		GAHANNA PROP CHARTER AMEND (ISSUE#33)		REYNOLDSBURG PROP ORDINANCE (ISSUE#34)		REYNOLDSBURG PROP ORDINANCE (ISSUE#35)		MINERVA PK PROP TX LVY (REN)(ISSUE#37)		Precinct Public Count	
	Vote For 1		Vote For 1		Vote For 1		Vote For 1		Vote For 1		Vote For 1		Vote For 1		Vote For 1			
	Y E S	N O	Y E S	N O	Y E S	N O	Y E S	N O	Y E S	N O	Y E S	N O	Y E S	N O	F O R	A G A I N S T		
REYNS 2	- A										156	60	156	60			226	
	- B										57	59	60	56			122	
	- C										73	30	71	32			108	
	- D										91	79	91	79			179	
	- E										90	50	85	53			148	
	- F										96	57	94	58			166	
											<u>563</u>	<u>335</u>	<u>557</u>	<u>338</u>			949	
REYNS 3	- A										91	42	90	42			138	
	- B										136	49	135	51			196	
	- C										109	60	112	58			180	
	- D										104	71	107	69			192	
	- E										76	41	78	41			123	
											<u>516</u>	<u>263</u>	<u>522</u>	<u>261</u>			829	
REYNS 4	- A										56	34	56	35			95	
	- B										53	30	51	31			94	
	- C										88	61	88	65			161	
	- D										82	71	86	67			162	
	- E										30	20	31	20			57	
											<u>309</u>	<u>216</u>	<u>312</u>	<u>218</u>			569	
ABSENTEE		232	24	150	93	157	96	137	117	220	37	122	72	120	71	16	11	10906
		<u>232</u>	<u>24</u>	<u>150</u>	<u>93</u>	<u>157</u>	<u>96</u>	<u>137</u>	<u>117</u>	<u>220</u>	<u>37</u>	<u>122</u>	<u>72</u>	<u>120</u>	<u>71</u>	<u>16</u>	<u>11</u>	10906
FAIRFIELD CO											12	13	16	9			0	
											<u>12</u>	<u>13</u>	<u>16</u>	<u>9</u>			0	
LICKING CO											582	298	573	303			0	
											<u>582</u>	<u>298</u>	<u>573</u>	<u>303</u>			0	
<b>Grand Total :</b>		<u>3981</u>	<u>605</u>	<u>3050</u>	<u>1474</u>	<u>3144</u>	<u>1479</u>	<u>2740</u>	<u>1832</u>	<u>3914</u>	<u>692</u>	<u>2720</u>	<u>1513</u>	<u>2703</u>	<u>1519</u>	<u>335</u>	<u>104</u>	

OFFICIAL RESULTS \* GENERAL ELECTION \* NOVEMBER 6, 2001  
FRANKLIN COUNTY, OHIO  
Propositions

GAHANNA PROP CHARTER AMEND (ISSUE#29)		GAHANNA PROP CHARTER AMEND (ISSUE#30)		GAHANNA PROP CHARTER AMEND (ISSUE#31)		GAHANNA PROP CHARTER AMEND (ISSUE#32)		GAHANNA PROP CHARTER AMEND (ISSUE#33)		REYNOLDSBURG PROP ORDINANCE (ISSUE#34)		REYNOLDSBURG PROP ORDINANCE (ISSUE#35)		MINERVA PK PROP TX LVY (REN)(ISSUE#37)		Precinct Public Count	
Vote For 1		Vote For 1		Vote For 1		Vote For 1		Vote For 1		Vote For 1		Vote For 1		Vote For 1			
Y	N	Y	N	Y	N	Y	N	Y	N	Y	N	Y	N	F	A		
E	O	E	O	E	O	E	O	E	O	E	O	E	O	O	A		
S		S		S		S		S		S		S		R	I		
															N		
															S		
															T		
GAHANNA 1	814	175	640	338	613	386	593	395	815	179						1085	
GAHANNA 2	787	120	606	296	620	297	522	389	762	141						987	
GAHANNA 3	833	120	639	299	626	323	571	369	814	145						1041	
GAHANNA 4	1315	166	1015	448	1128	377	917	562	1303	190						1618	
MINERVA PARK														319	93	419	
REYNS 1											616	316	603	319		1020	
REYNS 2											563	335	557	338		949	
REYNS 3											516	263	522	261		829	
REYNS 4											309	216	312	218		569	
ABSENTEE	232	24	150	93	157	96	137	117	220	37	122	72	120	71	16	11	10906
FAIRFIELD CO											12	13	16	9			0
LICKING CO											582	298	573	303			0
	<b>3981</b>	<b>605</b>	<b>3050</b>	<b>1474</b>	<b>3144</b>	<b>1479</b>	<b>2740</b>	<b>1832</b>	<b>3914</b>	<b>692</b>	<b>2720</b>	<b>1513</b>	<b>2703</b>	<b>1519</b>	<b>335</b>	<b>104</b>	

Ward Recap

GAHANNA 1  
GAHANNA 2  
GAHANNA 3  
GAHANNA 4  
MINERVA PARK  
REYNS 1  
REYNS 2  
REYNS 3  
REYNS 4  
ABSENTEE  
FAIRFIELD CO  
LICKING CO

OFFICIAL RESULTS \* GENERAL ELECTION \* NOVEMBER 6, 2001  
FRANKLIN COUNTY, OHIO  
Propositions

	OBETZ PROP CHARTER ADOPTION (ISSUE#38)		OBETZ PROP ORD BY INIT PET (ISSUE#39)		BLEND TWP POL DIST TX LVY (REP)(ISS#41)		MIFF TWP POL DIST TX LVY (REN)(ISS#42)		PERRY TWP POL DIST TX LVY (ISSUE#43)		CANAL WINCH LSD PROP TX LVY (ISSUE#45)		PLAIN LSD PROP BOND ISSUE (ISSUE#46)		UPPER ARL CSD PROP TX LVY (ISSUE#47)		Precinct Public Count		
	Vote For 1	Vote For 1	Vote For 1	Vote For 1	Vote For 1	Vote For 1	Vote For 1	Vote For 1	Vote For 1	Vote For 1	Vote For 1	Vote For 1	Vote For 1	Vote For 1	Vote For 1	Vote For 1			
	Y E S	N O	Y E S	N O	F O R	A G A I N S T	F O R	A G A I N S T	F O R	A G A I N S T	F O R	A G A I N S T	F O R	A G A I N S T	F O R	A G A I N S T			
COLS 10	-F																0	0	171
																	0	0	171
COLS 45	-H										3	3							88
COLS 45	-L										185	89							276
COLS 45	-M										239	151							396
											427	243							760
COLS 63	-G														3	1			148
COLS 63	-H														0	0			93
COLS 63	-I														0	0			54
															3	1			295
COLS 64	-F														0	0			201
															0	0			201
COLS 73	-A												62	50					259
	-G												137	70					225
	-H												360	90					547
	-I												178	41					280
													737	251					1311
BLENDON	-A				127	44													174
	-B				70	28									0	0			99
	-C				152	30													183
	-D				121	34													160
	-E				126	33													163
	-F				174	39													217
	-G				206	58													267
					976	266									0	0			1283
CAN WINCH	-A										456	355							824
	-B										148	148							300
	-C										194	181							381
	-D										82	95							178
											880	779							1683
MADISON	-A										41	53							289
	-E										21	38							144
											62	91							433
MIFFLIN	-A						52	41											99
	-B						46	24											76
							98	65											175

OFFICIAL RESULTS \* GENERAL ELECTION \* NOVEMBER 6, 2001  
FRANKLIN COUNTY, OHIO  
Propositions

	OBETZ PROP CHARTER ADOPTION (ISSUE#38)		OBETZ PROP ORD BY INIT PET (ISSUE#39)		BLEND TWP POL DIST TX LVY (REP)(ISS#41)		MIFF TWP POL DIST TX LVY (REN)(ISS#42)		PERRY TWP POL DIST TX LVY (ISSUE#43)		CANAL WINCH LSD PROP TX LVY (ISSUE#45)		PLAIN LSD PROP BOND ISSUE (ISSUE#46)		UPPER ARL GSD PROP TX LVY (ISSUE#47)		Precinct Public Count
	Vote For 1		Vote For 1		Vote For 1		Vote For 1		Vote For 1		Vote For 1		Vote For 1		Vote For 1		
	Y E S	N O	Y E S	N O	F O R	A G A I N S T	F O R	A G A I N S T	F O R	A G A I N S T	F O R	A G A I N S T	F O R	A G A I N S T	F O R	A G A I N S T	
NEW ALBANY	- A											137	237				382
	- B											287	156				446
	- C											383	191				579
												<u>807</u>	<u>584</u>				1491
OBETZ	- A	109	114	48	174												234
	- B	109	135	97	153												255
	- C	102	82	44	142												197
		<u>320</u>	<u>331</u>	<u>189</u>	<u>469</u>												686
PERRY	- A							325	99								443
	- B							346	106								465
	- C							66	22					13	11		91
	- D							420	123								578
								<u>1157</u>	<u>350</u>								1577
PLAIN	- A											34	168				204
	- B											32	136				201
	- C											84	247				339
												<u>150</u>	<u>551</u>				744
UP ARL 1	- A													234	120		356
	- B													223	135		361
	- C													167	78		257
	- D													161	82		246
	- E													303	101		407
	- F													220	117		338
														<u>1308</u>	<u>633</u>		1965
UP ARL 2	- A													280	124		415
	- B													98	55		154
	- C													144	133		282
	- D													252	179		433
	- E													149	112		266
														<u>923</u>	<u>603</u>		1548
UP ARL 3	- A													240	136		388
	- B													163	99		263
	- C													195	123		325
	- D													212	177		391
	- E													155	98		258
														<u>965</u>	<u>633</u>		1625



OFFICIAL RESULTS \* GENERAL ELECTION \* NOVEMBER 6, 2001

FRANKLIN COUNTY, OHIO

Propositions

OBETZ PROP CHARTER ADOPTION (ISSUE#38)	OBETZ PROP ORD BY INIT PET (ISSUE#39)	BLEND TWP POL DIST TX LVY (REP)(ISS#41)	MIFF TWP POL DIST TX LVY (REN)(ISS#42)	PERRY TWP POL DIST TX LVY (ISSUE#43)	CANAL WINCH LSD PROP TX LVY (ISSUE#45)	PLAIN LSD PROP BOND ISSUE (ISSUE#46)	UPPER ARL CSD PROP TX LVY (ISSUE#47)
---	---	---	--	--	--	--	--

Vote For 1	Vote For 1	Vote For 1	Vote For 1	Vote For 1	Vote For 1	Vote For 1	Vote For 1
------------	------------	------------	------------	------------	------------	------------	------------

Y E S	N O	Y E S	N O	F O R	A G A I N S T	F O R	A G A I N S T	F O R	A G A I N S T	F O R	A G A I N S T	F O R	A G A I N S T	F O R	A G A I N S T
-------------	--------	-------------	--------	-------------	---------------------------------	-------------	---------------------------------	-------------	---------------------------------	-------------	---------------------------------	-------------	---------------------------------	-------------	---------------------------------

																	Precinct Public Count	
UP ARL 4	-A																264	
	-B																343	
	-C																251	
	-D																260	
	-E																395	
																	838	
UP ARL 5	-A																370	
	-B																339	
	-C																316	
	-D																247	
	-E																204	
	-F																353	
																	1038	
UP ARL 6	-A																403	
	-B																269	
	-C																338	
	-D																282	
	-E																330	
	-F																284	
	-G																329	
																	1265	
ABSENTEE		17	16	14	20	45	17	8	4	78	35	56	71	107	73	360	312	10906
		17	16	14	20	45	17	8	4	78	35	56	71	107	73	360	312	10906
FAIRFIELD CO												554	655					0
												554	655					0
LICKING CO														0	2			0
														0	2			0
<b>Grand Total :</b>		<b>337</b>	<b>347</b>	<b>203</b>	<b>489</b>	<b>1021</b>	<b>283</b>	<b>106</b>	<b>69</b>	<b>1235</b>	<b>385</b>	<b>1979</b>	<b>1839</b>	<b>1801</b>	<b>1461</b>	<b>6713</b>	<b>4565</b>	



OFFICIAL RESULTS \* GENERAL ELECTION \* NOVEMBER 6, 2001  
FRANKLIN COUNTY, OHIO  
Propositions

	WESTERVILLE PUB LIB PROP TXLVY(ISS#48)		WORTH CSD PROP DECR OF TX RATE (ISS#49)		LOCAL OPTION COLUMBUS 09-A (ISSUE#4b)		LOCAL OPTION COLUMBUS 13-B (ISSUE#5A)		LOCAL OPTION COLUMBUS 13-C (ISSUE#6A)		LOCAL OPTION COLUMBUS 44-H (ISSUE#7A)		LOCAL OPTION COLUMBUS 44-H (ISSUE#7b)		LOCAL OPTION COLUMBUS 44-H (ISSUE#8A)		
	Vote For 1		Vote For 1		Vote For 1		Vote For 1		Vote For 1		Vote For 1		Vote For 1		Vote For 1		
	F O R	A G A I N S T	Y E S	N O	Y E S	N O	Y E S	N O	Y E S	N O	Y E S	N O	Y E S	N O	Y E S	N O	
COLS 09	-A				70	71											146
					70	71											146
COLS 13	-B						95	92									204
COLS 13	-C								61	65							140
							95	92	61	65							344
COLS 42	-D	6	9														117
		6	9														117
COLS 44	-H										74	107	66	115	71	110	188
											74	107	66	115	71	110	188
COLS 52	-F	26	31														178
COLS 52	-H	14	18														98
		40	49														276
COLS 53	-F			0	0												41
COLS 53	-G	21	4	48	56												131
COLS 53	-H	30	14														46
		51	18	48	56												218
COLS 54	-E	1	0														164
		1	0														164
COLS 60	-A			111	186												301
	-C			63	118												315
	-F			4	5												313
	-G			79	129												211
				257	438												1140
COLS 61	-B	2	2														89
COLS 61	-D	2	1														245
		4	3														334
COLS 62	-A	44	34														78
	-B	52	48														113
	-C	77	92														173
	-D	82	59														143
	-E	75	76														159
	-F	57	57														137
	-G	68	70														216
	-H	74	118														206
	-I	74	95														174
		603	649														1399

OFFICIAL RESULTS \* GENERAL ELECTION \* NOVEMBER 6, 2001  
FRANKLIN COUNTY, OHIO  
Propositions

	WESTERVILLE PUB LIB PROP TXLVY(ISS#48)		WORTH CSD PROP DECR OF TX RATE (ISS#49)		LOCAL OPTION COLUMBUS 09-A (ISSUE#4b)		LOCAL OPTION COLUMBUS 13-B (ISSUE#5A)		LOCAL OPTION COLUMBUS 13-C (ISSUE#6A)		LOCAL OPTION COLUMBUS 44-H (ISSUE#7A)		LOCAL OPTION COLUMBUS 44-H (ISSUE#7b)		LOCAL OPTION COLUMBUS 44-H (ISSUE#8A)		
	Vote For 1		Vote For 1		Vote For 1		Vote For 1		Vote For 1		Vote For 1		Vote For 1		Vote For 1		Precinct Public Count
	F O R	A G A I N S T	Y E S	N O	Y E S	N O	Y E S	N O	Y E S	N O	Y E S	N O	Y E S	N O	Y E S	N O	
COLS 65	-A		83	182													266
	-B		75	212													289
	-C		95	205													303
	-D		83	149													234
	-E		124	231													356
	-F		63	153													216
	-G		136	266													405
	-H		39	71													112
			698	1469													2181
COLS 66	-A	0	0														123
	-B	4	0														56
	-C	82	80														185
	-D	43	46														143
	-E	131	26														252
	-F	20	34														118
		280	186														877
COLS 71	-A		101	160													262
	-B		83	75													159
	-C		23	64													87
	-D		80	121													202
	-E		66	87													155
	-F		156	212													371
	-G		82	121													204
	-H		128	189													319
	-I		59	88													147
	-J		75	133													210
	-K		97	222													320
	-L		80	144													231
			1030	1616													2667
COLS 72	-A		148	280													428
	-B		167	151													320
	-C		131	235													369
	-D		176	272													452
	-E		134	280													416
	-F		142	199													353
			898	1417													2338

OFFICIAL RESULTS \* GENERAL ELECTION \* NOVEMBER 6, 2001

FRANKLIN COUNTY, OHIO

Propositions

WESTERVILLE PUB LIB PROP TXLVY(ISS#48)	WORTH CSD PROP DECR OF TX RATE (ISS#49)	LOCAL OPTION COLUMBUS 09-A (ISSUE#4b)	LOCAL OPTION COLUMBUS 13-B (ISSUE#5A)	LOCAL OPTION COLUMBUS 13-C (ISSUE#6A)	LOCAL OPTION COLUMBUS 44-H (ISSUE#7A)	LOCAL OPTION COLUMBUS 44-H (ISSUE#7b)	LOCAL OPTION COLUMBUS 44-H (ISSUE#8A)
--	---	---	---	---	---	---	---

Vote For 1		Vote For 1		Vote For 1		Vote For 1		Vote For 1		Vote For 1		Vote For 1		Vote For 1	
------------	--	------------	--	------------	--	------------	--	------------	--	------------	--	------------	--	------------	--

F O R	A G A I N S T	Y E S	N O	Y E S	N O	Y E S	N O	Y E S	N O	Y E S	N O	Y E S	N O	Y E S	N O
-------------	---------------------------------	-------------	--------	-------------	--------	-------------	--------	-------------	--------	-------------	--------	-------------	--------	-------------	--------

Precinct	Public Count
COLS 73	259
-A	30
-B	52
-C	108
-D	71
-E	94
-F	81
-G	10
-H	2
	<u>448</u>
	395
COLS 74	310
-A	115
	191
	<u>115</u>
	191
BLENDON	310
-A	56
-B	27
-C	65
-D	68
-E	64
-F	82
-G	103
	<u>465</u>
	767
MINERVA PARK	1263
	<u>186</u>
	224
	<u>186</u>
	224
PERRY	419
-A	172
-B	236
-D	282
	<u>690</u>
	753
PLAIN	1466
-B	11
	15
	<u>11</u>
	15
RIVERLEA	201
	<u>99</u>
	136
	<u>99</u>
	136
SHARON	238
-A	4
-B	9
	<u>187</u>
	123
	<u>5</u>
	12
	<u>4</u>
	9
	<u>192</u>
	135
	<u>557</u>

OFFICIAL RESULTS \* GENERAL ELECTION \* NOVEMBER 6, 2001

FRANKLIN COUNTY, OHIO

Propositions

WESTERVILLE PUB LIB PROP TXLVY(ISS#48)	WORTH CSD PROP DECR OF TX RATE (ISS#49)	LOCAL OPTION COLUMBUS 09-A (ISSUE#4b)	LOCAL OPTION COLUMBUS 13-B (ISSUE#5A)	LOCAL OPTION COLUMBUS 13-C (ISSUE#6A)	LOCAL OPTION COLUMBUS 44-H (ISSUE#7A)	LOCAL OPTION COLUMBUS 44-H (ISSUE#7b)	LOCAL OPTION COLUMBUS 44-H (ISSUE#8A)
--	---	---	---	---	---	---	---

Vote For 1		Vote For 1		Vote For 1		Vote For 1		Vote For 1		Vote For 1		Vote For 1		Vote For 1	
------------	--	------------	--	------------	--	------------	--	------------	--	------------	--	------------	--	------------	--

F O R	A G A I N S T	Y E S	N O	Y E S	N O	Y E S	N O	Y E S	N O	Y E S	N O	Y E S	N O	Y E S	N O
-------------	---------------------------------	-------------	--------	-------------	--------	-------------	--------	-------------	--------	-------------	--------	-------------	--------	-------------	--------

																	Precinct Public Count
WESTV 1	- A	88	132														221
	- B	101	144														246
	- C	64	153														217
	- D	62	170														239
	- E	83	148														232
		<u>398</u>	<u>747</u>														1155
WESTV 2	- A	87	136														225
	- B	55	132														188
	- C	89	145														238
	- D	95	143														241
	- E	116	134														254
	- F	98	148														250
	- G	140	202														345
		<u>680</u>	<u>1040</u>														1741
WESTV 3	- A	67	157														230
	- B	75	108														186
	- C	62	68														131
	- D	102	89														192
	- E	55	51														114
		<u>361</u>	<u>473</u>														853
WESTV 4	- A	86	154														242
	- B	92	133														228
	- C	116	169														287
	- D	119	202														323
		<u>413</u>	<u>658</u>														1080
WESTV 5	- A	106	151														259
	- B	56	68														129
	- C	82	110														195
	- D	66	157														224
	- E	104	238														347
		<u>414</u>	<u>724</u>														1154
WORTH 1	- A			230	216												448
	- B			197	269												473
	- C			210	233												445
	- D			103	193												296
				<u>740</u>	<u>911</u>												1662

OFFICIAL RESULTS \* GENERAL ELECTION \* NOVEMBER 6, 2001  
FRANKLIN COUNTY, OHIO  
Propositions

	WESTERVILLE PUB LIB PROP TXLVY(ISS#48)		WORTH CSD PROP DECR OF TX RATE (ISS#49)		LOCAL OPTION COLUMBUS 09-A (ISSUE#4b)		LOCAL OPTION COLUMBUS 13-B (ISSUE#5A)		LOCAL OPTION COLUMBUS 13-C (ISSUE#6A)		LOCAL OPTION COLUMBUS 44-H (ISSUE#7A)		LOCAL OPTION COLUMBUS 44-H (ISSUE#7b)		LOCAL OPTION COLUMBUS 44-H (ISSUE#8A)		Precinct Public Count	
	FOR	AGAINST	YES	NO	YES	NO	YES	NO	YES	NO	YES	NO	YES	NO	YES	NO		
WORTH 2	- A		218	300													522	
	- B		165	202													369	
	- C		145	229													376	
			528	731													1267	
WORTH 3	- A		198	306													505	
	- B		219	331													553	
	- C		151	256													410	
	- D		136	130													269	
			704	1023													1737	
WORTH 4	- A		179	174													354	
	- B		164	199													368	
	- C		164	192													356	
	- D		114	96													211	
			621	661													1289	
ABSENTEE		236	313	618	506	2	5	5	8	0	4	3	9	3	9	3	8	10906
		236	313	618	506	2	5	5	8	0	4	3	9	3	9	3	8	10906
DELAWARE CO		1260	1688															0
		1260	1688															0
<b>Grand Total :</b>		5861	7967	7238	10043	72	76	100	100	61	69	77	116	69	124	74	118	

OFFICIAL RESULTS \* GENERAL ELECTION \* NOVEMBER 6, 2001  
FRANKLIN COUNTY, OHIO  
Propositions

WESTERVILLE PUB LIB PROP TXLVY(ISS#48)    WORTH CSD PROP DECR OF TX RATE (ISS#49)    LOCAL OPTION COLUMBUS 09-A (ISSUE#4b)    LOCAL OPTION COLUMBUS 13-B (ISSUE#5A)    LOCAL OPTION COLUMBUS 13-C (ISSUE#6A)    LOCAL OPTION COLUMBUS 44-H (ISSUE#7A)    LOCAL OPTION COLUMBUS 44-H (ISSUE#7b)    LOCAL OPTION COLUMBUS 44-H (ISSUE#8A)

	Vote For 1		Vote For 1		Vote For 1		Vote For 1		Vote For 1		Vote For 1		Vote For 1				
	F O R	A G A I N S T	Y E S	N O	Y E S	N O	Y E S	N O	Y E S	N O	Y E S	N O	Y E S	N O			
					70	71			95	92	61	65					
COLS 09																	
COLS 13																	
COLS 42	6	9															
COLS 44												74	107	66	115	71	110
COLS 52	40	49															
COLS 53	51	18	48	56													
COLS 54	1	0															
COLS 60			257	438													
COLS 61	4	3															
COLS 62	603	649															
COLS 65			698	1469													
COLS 66	280	186															
COLS 71			1030	1616													
COLS 72			898	1417													
COLS 73	448	395															
COLS 74			115	191													
BLENDON	465	767															
MINERVA PARK	186	224															
PERRY			690	753													
PLAIN	11	15															
RIVERLEA			99	136													
SHARON	4	9	192	135													
WESTV 1	398	747															
WESTV 2	680	1040															
WESTV 3	361	473															
WESTV 4	413	658															
WESTV 5	414	724															
WORTH 1			740	911													
WORTH 2			528	731													
WORTH 3			704	1023													
WORTH 4			621	661													
ABSENTEE	236	313	618	506	2	5	5	8	0	4	3	9	3	9	3	8	
DELAWARE CO	1260	1688															
	5861	7967	7238	10043	72	76	100	100	61	69	77	116	69	124	74	118	

Ward Recap

Precinct  
Public  
Count

																		146
																		344
																		117
																		188
																		276
																		218
																		164
																		1140
																		334
																		1399
																		2181
																		877
																		2667
																		2338
																		1796
																		310
																		1263
																		419
																		1486
																		201
																		238
																		557
																		1155
																		1741
																		853
																		1080
																		1154
																		1662
																		1267
																		1737
																		1289
																		10906
																		0



OFFICIAL RESULTS \* GENERAL ELECTION \* NOVEMBER 6, 2001  
FRANKLIN COUNTY, OHIO  
Propositions

	LOCAL OPTION COLUMBUS 44-H (ISSUE#8b)		LOCAL OPTION COLUMBUS 62-B (ISSUE#9b)		LOCAL OPTION COLUMBUS 62-B (ISSUE#10b)		LOCAL OPTION COLUMBUS 74-F (ISSUE#11b)		LOCAL OPTION PRAIRIE - H (ISSUE#44b)		LICKING HEIGHTS LSD PROP TX LVY (REP)		Precinct Public Count	
	Vote For 1		Vote For 1		Vote For 1		Vote For 1		Vote For 1		Vote For 1			
	Y E S	N O	Y E S	N O	Y E S	N O	Y E S	N O	Y E S	N O	F O R	A G A I N S T		
COLS 44	- H	66	114										188	
		66	114										188	
COLS 46	- L										55	31	120	
COLS 46	- M										100	58	170	
											155	89	290	
COLS 62	- B			71	36	72	37						113	
				71	36	72	37						113	
COLS 74	- F							51	10				61	
								51	10				61	
JEFFERSON	- C										6	13	232	
											6	13	232	
PRAIRIE	- H							54	68				124	
								54	68				124	
REYNS 2	- A										10	22	226	
											10	22	226	
ABSENTEE		4	8	1	2	1	2	3	1	10	15	3	2	10906
		4	8	1	2	1	2	3	1	10	15	3	2	10906
<b>Grand Total</b>		70	122	72	38	73	39	54	11	64	83	174	126	

OFFICIAL RESULTS \* GENERAL ELECTION \* NOVEMBER 6, 2001  
FRANKLIN COUNTY, OHIO  
Propositions

LOCAL OPTION COLUMBUS 44-H (ISSUE#8b)		LOCAL OPTION COLUMBUS 62-B (ISSUE#9b)		LOCAL OPTION COLUMBUS 62-B (ISSUE#10b)		LOCAL OPTION COLUMBUS 74-F (ISSUE#11b)		LOCAL OPTION PRAIRIE - H (ISSUE#44b)		LICKING HEIGHTS LSD PROP TX LVY (REP)	
Vote For 1		Vote For 1		Vote For 1		Vote For 1		Vote For 1		Vote For 1	
Y E S	N O	Y E S	N O	Y E S	N O	Y E S	N O	Y E S	N O	F O R	A G A I N S T
66	114									155	89
		71	36	72	37	51	10			6	13
								54	68	10	22
4	8	1	2	1	2	3	1	10	15	3	2
<u>70</u>	<u>122</u>	<u>72</u>	<u>38</u>	<u>73</u>	<u>39</u>	<u>54</u>	<u>11</u>	<u>64</u>	<u>83</u>	<u>174</u>	<u>126</u>

Ward Recap

COLS 44  
COLS 46  
COLS 62  
COLS 74  
JEFFERSON  
PRAIRIE  
REYNS 2  
ABSENTEE

Precinct  
Public  
Count

188  
290  
113  
61  
232  
124  
226  
10906

OFFICIAL RESULTS \* GENERAL ELECTION \* NOVEMBER 6, 2001  
FRANKLIN COUNTY, OHIO

---

FRANK CO MEN RET TX LVY (REP)(ISSUE#1)

**#1 PROPOSED TAX LEVY  
(REPLACEMENT)**

**FRANKLIN COUNTY MENTAL RETARDATION  
AND DEVELOPMENTAL DISABILITIES**

A Majority Affirmative Vote is Necessary for Passage.

A replacement of a tax for the benefit of Franklin County for the purpose of PROVIDING COMMUNITY PROGRAMS AND SERVICES FOR CHILDREN AND ADULTS WHO HAVE MENTAL RETARDATION AND DEVELOPMENTAL DISABILITIES, at a rate not exceeding 3.5 mills for each one dollar of valuation, which amounts to \$0.35 for each one hundred dollars of valuation, for a period of ten years, commencing in 2002, first due in calendar year 2003.

---

BEXLEY PROP CHARTER AMEND (ISSUE#14)

**#14 PROPOSED CHARTER AMENDMENT  
CITY OF BEXLEY**

A Majority Affirmative Vote is Necessary for Passage.

Shall Section 3 of the Charter of the City of Bexley be amended to require the Mayor to cause to be prepared and submitted for Council approval a strategic plan for residential and commercial development, infrastructure, finances, safety and community quality of life?

---

BEXLEY PROP CHARTER AMEND (ISSUE#15)

**#15 PROPOSED CHARTER AMENDMENT  
CITY OF BEXLEY**

A Majority Affirmative Vote is Necessary for Passage.

Shall Section 8 of the Charter of the City of Bexley be amended to require the Mayor to provide notice of vacancies of members to any board or commission created by the Charter to Council at least thirty days prior to the submission of a replacement and, except as otherwise provided by the laws of the State of Ohio, to set the term for all boards and commissions created by this Charter or by ordinance at three years, each commencing July 1, provided that a vacancy during the term of any member shall be filled for the unexpired term of such office?

---

BEXLEY PROP CHARTER AMEND (ISSUE#16)

**#16 PROPOSED CHARTER AMENDMENT  
CITY OF BEXLEY**

A Majority Affirmative Vote is Necessary for Passage.

Shall Section 11 of the Charter of the City of Bexley be amended to require Council to elect a Council member to serve as Acting Mayor should the President of Council be absent from the City, or becomes unable to perform such duties of Acting Mayor?

---

BEXLEY PROP CHARTER AMEND (ISSUE#17)

**#17 PROPOSED CHARTER AMENDMENT  
CITY OF BEXLEY**

A Majority Affirmative Vote is Necessary for Passage.

A proposed amendment to Section 20 of the Charter of the City of Bexley to allow Council, by a majority vote of its remaining members, to appoint a replacement to a vacancy in the Council within 60 days of the vacancy and to allow the Mayor to appoint a person to serve if Council fails to fill the vacancy within 60 days. If the vacancy occurs after July 1 of the second year of the term of a vacated office, the person appointed shall serve the unexpired term. If the vacancy occurs before June 30 of the second year of the term of the vacated office the person appointed shall serve until a successor is certified as elected at the next general municipal election to serve the balance of the vacated term.

Shall Section 20 of the Charter of the City of Bexley be amended?

---

BEXLEY PROP CHARTER AMEND (ISSUE#18)

**#18 PROPOSED CHARTER AMENDMENT  
CITY OF BEXLEY**

A Majority Affirmative Vote is Necessary for Passage.

Shall Section 25 of the Charter of the City of Bexley be amended to specify the procedures for presenting ordinances to the Council, the reading of ordinances or resolutions before a vote is taken, procedures to suspend any portion to the specified requirements, requirements for passing emergency measures presented to Council and providing an opportunity for public comment before the vote is called?

---

BEXLEY PROP CHARTER AMEND (ISSUE#19)

**#19 PROPOSED CHARTER AMENDMENT  
CITY OF BEXLEY**

A Majority Affirmative Vote is Necessary for Passage.

Shall Section 26 of the Charter of the City of Bexley be amended to specify the procedure for the Mayor and Auditor to submit an operating budget to Council and provide a complete financial plan of City funds and activities for the ensuing fiscal year, set the budget year to run from January 1 to December 31, and specify that Council is to pass the necessary ordinance authorizing an appropriation for each program or activity by department or major organizational unit?

---

BEXLEY PROP CHARTER AMEND (ISSUE#20)

**#20 PROPOSED CHARTER AMENDMENT  
CITY OF BEXLEY**

A Majority Affirmative Vote is Necessary for Passage.

Shall Section 32 of the Charter of the City of Bexley be amended to set the compensation of Council members, including the cost to the City of any benefits, at \$530 per month (the salary and cost of benefits to which a Council member is entitled in 2001) for Council members beginning office on January 1, 2002 and the remainder of the terms of incumbent Council members in office on the effective date of the amendment to Section 32 and to provide a procedure to set the annual compensation for Council members for terms beginning on or after January 1, 2004?

---

BEXLEY PROP CHARTER AMEND (ISSUE#21)

**#21 PROPOSED CHARTER AMENDMENT  
CITY OF BEXLEY**

A Majority Affirmative Vote is Necessary for Passage.

Shall Section 48 of the Charter of the City of Bexley be amended to designate that the chair of the Finance Committee of Council shall be an alternate member authorized to sit and act as a member of the Board of Control in the absence of a regular member?

---

BEXLEY PROP CHARTER AMEND (ISSUE#22)

**#22 PROPOSED CHARTER AMENDMENT  
CITY OF BEXLEY**

A Majority Affirmative Vote is Necessary for Passage.

Shall Section 49 of the Charter of the City of Bexley be amended to establish a term of three years for members of the Board of Health?

---

BEXLEY PROP CHARTER AMEND (ISSUE#23)

OFFICIAL RESULTS \* GENERAL ELECTION \* NOVEMBER 6, 2001  
FRANKLIN COUNTY, OHIO

#23 PROPOSED CHARTER AMENDMENT  
CITY OF BEXLEY

A Majority Affirmative Vote is Necessary for Passage.  
Shall Article XXII - Civil Service Commission, Sections 50, 51, 52, 53, 54 and 55 of the Charter of the City of Bexley be amended per the recommendations of City Council?

BEXLEY PROP CHARTER AMEND (ISSUE#24)

#24 PROPOSED CHARTER AMENDMENT  
CITY OF BEXLEY

A Majority Affirmative Vote is Necessary for Passage.  
Shall Section 56 of the Charter of the City of Bexley be amended to set the number of members on the City Planning Commission to consist of five electors to be appointed by the Mayor, with the concurrence of Council, for three year terms with the existing members of the City Planning Commission to continue in office for their current terms?

BEXLEY PROP CHARTER AMEND (ISSUE#25)

#25 PROPOSED CHARTER AMENDMENT  
CITY OF BEXLEY

A Majority Affirmative Vote is Necessary for Passage.  
Shall Section 59 of the Charter of the City of Bexley be amended to establish contracting procedures for establishing threshold amounts, notice provisions, and other procedures for competitive bidding?

BEXLEY PROP ORDINANCE (ISSUE#26)

#26 PROPOSED ORDINANCE  
CITY OF BEXLEY

A Majority Affirmative Vote is Necessary for Passage.  
Shall the City of Bexley have the authority to aggregate the retail electric loads located within the City, and for that purpose, enter into service agreements to facilitate for those loads the sale and purchase of electricity, such aggregation to occur automatically except where any person elects to opt out?

GAHANNA PROP CHARTER AMEND (ISSUE#27)

#27 PROPOSED CHARTER AMENDMENT  
CITY OF GAHANNA

A Majority Affirmative Vote is Necessary for Passage.  
Shall Section 3.07, Vacancy, pertaining to the office of Mayor, of the Charter of the City of Gahanna be amended in order to coincide with another section in the naming of an acting Mayor in the event of the vacancy in the position?

GAHANNA PROP CHARTER AMEND (ISSUE#28)

#28 PROPOSED CHARTER AMENDMENT  
CITY OF GAHANNA

A Majority Affirmative Vote is Necessary for Passage.  
Shall Section 4.02, Composition and Term, pertaining to the office of Council, of the Charter of the City of Gahanna be amended to change the terms of Ward Council members from 2 years to 4 years beginning in 2005?

GAHANNA PROP CHARTER AMEND (ISSUE#29)

#29 PROPOSED CHARTER AMENDMENT  
CITY OF GAHANNA

A Majority Affirmative Vote is Necessary for Passage.  
Shall Article XII, Board of Zoning and Building Appeals, of the Charter of the City of Gahanna be amended to more clearly and accurately describe the scope and extent of their duties and to clarify existing language?

GAHANNA PROP CHARTER AMEND (ISSUE#30)

#30 PROPOSED CHARTER AMENDMENT  
CITY OF GAHANNA

A Majority Affirmative Vote is Necessary for Passage.  
Shall Section 13.03, Classified and Unclassified Service, of the Charter of the City of Gahanna be amended to increase the number of employees in the unclassified service and to give the Administration more flexibility in hiring persons in the unclassified service due to professional qualifications.

GAHANNA PROP CHARTER AMEND (ISSUE#31)

#31 PROPOSED CHARTER AMENDMENT  
CITY OF GAHANNA

A Majority Affirmative Vote is Necessary for Passage.  
Shall Section 13.05, Vacancies in Classified Service, of the Charter of the City of Gahanna be amended to open the hiring process for the Deputy Chief of Police to outside applicants?

GAHANNA PROP CHARTER AMEND (ISSUE#32)

#32 PROPOSED CHARTER AMENDMENT  
CITY OF GAHANNA

A Majority Affirmative Vote is Necessary for Passage.  
Shall Article XIV of the Charter of the City of Gahanna be created to establish a Department of Human Resources?

GAHANNA PROP CHARTER AMEND (ISSUE#33)

#33 PROPOSED CHARTER AMENDMENT  
CITY OF GAHANNA

A Majority Affirmative Vote is Necessary for Passage.  
Shall Section 23.07, Non Discrimination Clause, of the Charter of the City of Gahanna be amended to bring the Charter current with state and federal laws?

REYNOLDSBURG PROP ORDINANCE (ISSUE#34)

#34 PROPOSED ORDINANCE  
CITY OF REYNOLDSBURG

A Majority Affirmative Vote is Necessary for Passage.  
Shall the City of Reynoldsburg have the authority to aggregate the retail electric loads located within the City, and for that purpose, enter into service agreements to facilitate for those loads the sale and purchase of electricity, such aggregation to occur automatically except where any person elects to opt out?

REYNOLDSBURG PROP ORDINANCE (ISSUE#35)

OFFICIAL RESULTS \* GENERAL ELECTION \* NOVEMBER 6, 2001  
FRANKLIN COUNTY, OHIO

**#35 PROPOSED ORDINANCE  
CITY OF REYNOLDSBURG**

A Majority Affirmative Vote is Necessary for Passage.  
Shall the City of Reynoldsburg have the authority to aggregate the retail natural gas loads located within the City, and for that purpose, enter into service agreements to facilitate for those loads the sale and purchase of natural gas, such aggregation to occur automatically except where any person elects to opt out?

---

**MINERVA PK PROP TX LVY (REN)(ISSUE#37)**

**#37 PROPOSED TAX LEVY (RENEWAL)  
VILLAGE OF MINERVA PARK**

A Majority Affirmative Vote is Necessary for Passage.  
A renewal of a tax for the benefit of the Village of Minerva Park for the purpose of CURRENT EXPENSES at a rate not exceeding 3.2 mills for each one dollar of valuation, which amounts to \$0.32 for each one hundred dollars of valuation, for five years, commencing in 2001, first due in the calendar year 2002.

---

**OBETZ PROP CHARTER ADOPTION (ISSUE#38)**

**#38 PROPOSED CHARTER  
VILLAGE OF OBETZ**

A Majority Affirmative Vote is Necessary for Passage.  
Shall the proposed Charter, as reported by the Charter Commission of the Village of Obetz, be adopted?

---

**OBETZ PROP ORD BY INIT PET (ISSUE#39)**

**#39 PROPOSED ORDINANCE  
(By Initiative Petition)  
VILLAGE OF OBETZ**

A Majority Affirmative Vote is Necessary for Passage.  
Shall an Ordinance to establish a temporary moratorium on changes to zoning classifications of real property in the Village of Obetz and to establish a citizen commission to review and recommend changes to the Village Zoning code be adopted?  
Shall the proposed ordinance on zoning be adopted?

---

**BLEND TWP POL DIST TX LVY (REP)(ISS#41)**

**#41 PROPOSED TAX LEVY (REPLACEMENT)  
BLENDON TOWNSHIP POLICE DISTRICT**

A Majority Affirmative Vote is Necessary for Passage.  
A replacement of a tax for the benefit of the Blendon Township Police District for the purpose of PROVIDING AND MAINTAINING MOTOR VEHICLES, COMMUNICATIONS AND OTHER EQUIPMENT USED DIRECTLY IN THE OPERATION OF A POLICE DEPARTMENT, OR THE PAYMENT OF SALARIES OF PERMANENT POLICE PERSONNEL, INCLUDING PAYMENT OF THE POLICEMEN EMPLOYER'S CONTRIBUTION REQUIRED UNDER SECTION 742.33 OF THE REVISED CODE, at a rate not exceeding 2.5 mills for each one dollar of valuation, which amounts to \$0.25 for each one hundred dollars of valuation, for a period of five years, commencing in 2001, first due in calendar year 2002.

---

**MIFF TWP POL DIST TX LVY (REN)(ISS#42)**

**#42 PROPOSED TAX LEVY (RENEWAL)**

**MIFFLIN TOWNSHIP POLICE DISTRICT**

A Majority Affirmative Vote is Necessary for Passage.  
A renewal of a tax for the benefit of the Mifflin Township Police District for the purpose of PROVIDING AND MAINTAINING MOTOR VEHICLES, COMMUNICATIONS AND OTHER EQUIPMENT USED DIRECTLY IN THE OPERATION OF A POLICE DEPARTMENT, OR THE PAYMENT OF SALARIES OF PERMANENT POLICE PERSONNEL, INCLUDING PAYMENT OF THE POLICEMEN EMPLOYER'S CONTRIBUTION REQUIRED UNDER SECTION 742.33 OF THE REVISED CODE, OR THE PAYMENT OF COSTS INCURRED BY TOWNSHIPS AS A RESULT OF CONTRACTS MADE WITH OTHER POLITICAL SUBDIVISIONS IN ORDER TO OBTAIN POLICE PROTECTION, OR TO PROVIDE AMBULANCE OR EMERGENCY MEDICAL SERVICES OPERATED BY A POLICE DEPARTMENT, at a rate not exceeding 2 mills for each one dollar of valuation, which amounts to \$0.20 for each one hundred dollars of valuation, for a period of five years, commencing in 2001, first due in calendar year 2002.

---

**PERRY TWP POL DIST TX LVY (ISSUE#43)**

**#43 PROPOSED TAX LEVY**

**PERRY TOWNSHIP POLICE DISTRICT**

A Majority Affirmative Vote is Necessary for Passage.  
An additional tax for the benefit of the Perry Township Police District for the purpose of PROVIDING AND MAINTAINING MOTOR VEHICLES, COMMUNICATIONS AND OTHER EQUIPMENT USED DIRECTLY IN THE OPERATION OF A POLICE DEPARTMENT, OR THE PAYMENT OF SALARIES OF PERMANENT POLICE PERSONNEL, INCLUDING PAYMENT OF THE POLICEMEN EMPLOYER'S CONTRIBUTION REQUIRED UNDER SECTION 742.33 OF THE REVISED CODE, OR THE PAYMENT OF COSTS INCURRED BY TOWNSHIPS AS A RESULT OF CONTRACTS MADE WITH OTHER POLITICAL SUBDIVISIONS IN ORDER TO OBTAIN POLICE PROTECTION, OR TO PROVIDE AMBULANCE OR EMERGENCY MEDICAL SERVICES OPERATED BY A POLICE DEPARTMENT, at a rate not exceeding 3.3 mills for each one dollar of valuation, which amounts to \$0.33 for each one hundred dollars of valuation, for a continuing period of time, commencing in 2001, first due in calendar year 2002.

---

**CANAL WINCH LSD PROP TX LVY (ISSUE#45)**

**#45 PROPOSED TAX LEVY**

**CANAL WINCHESTER LOCAL SCHOOL DISTRICT**

A Majority Affirmative Vote is Necessary for Passage.  
Shall a levy be imposed by the Canal Winchester Local School District for the purpose of PROVIDING FOR THE EMERGENCY REQUIREMENTS OF THE DISTRICT, in the sum of \$2,039,000 and a levy of taxes be made outside of the ten-mill limitation estimated by the county auditor to average 7.99 mills for each one dollar of valuation, which amounts to \$0.799 for each one hundred dollars of valuation, for a period of three years, commencing in 2001, first due in the calendar year 2002?

---

**PLAIN LSD PROP BOND ISSUE (ISSUE#46)**

OFFICIAL RESULTS \* GENERAL ELECTION \* NOVEMBER 6, 2001  
FRANKLIN COUNTY, OHIO

**#46 PROPOSED BOND ISSUE**

**PLAIN LOCAL SCHOOL DISTRICT**

A Majority Affirmative Vote is Necessary for Passage.

Shall bonds be issued by the Plain Local School District for the purpose of CONSTRUCTING, IMPROVING, FURNISHING, AND EQUIPPING A NEW ELEMENTARY SCHOOL WITH RELATED SITE IMPROVEMENTS THERETO; CONSTRUCTING, EXPANDING, AND IMPROVING ADDITIONS TO THE HIGH SCHOOL CAMPUS, INCLUDING BUILDING UPGRADES, FURNITURE, FIXTURES, AND EQUIPMENT; EXPANDING AND RENOVATING THE HIGH SCHOOL FOOTBALL STADIUM AND RELATED ATHLETIC FACILITIES; ACQUISITION OF REAL ESTATE, TECHNOLOGY AND FIXED AND MOVABLE EQUIPMENT FOR DISTRICT-WIDE PURPOSES; AND OTHER VARIOUS DISTRICT-WIDE IMPROVEMENTS, TO ACCOMMODATE GROWTH IN STUDENT POPULATION, in the principal amount of \$38,838,000, to be repaid annually over a maximum period of 28 years, and an annual levy of property taxes be made outside the ten-mill limitation, estimated by the county auditor to average over the repayment period of the bond issue 5.22 mills for each one dollar of tax valuation, which amounts to \$0.522 for each \$100 of tax valuation, commencing in 2001, first due in calendar year 2002, to pay the annual debt charges on the bonds, and to pay debt charges on any notes issued in anticipation of those bonds?

**UPPER ARL CSD PROP TX LVY (ISSUE#47)**

**#47 PROPOSED TAX LEVY**

**UPPER ARLINGTON CITY SCHOOL DISTRICT**

A Majority Affirmative Vote is Necessary for Passage.

An additional tax for the benefit of the Upper Arlington City School District for the purpose of CURRENT EXPENSES at a rate not exceeding 6.2 mills for each one dollar of valuation, which amounts to \$0.62 for each one hundred dollars of valuation, for a continuing period of time, commencing in 2001, first due in the calendar year 2002.

**WESTERVILLE PUB LIB PROP TXLVY(ISS#48)**

**#48 PROPOSED TAX LEVY**

**WESTERVILLE PUBLIC LIBRARY**

A Majority Affirmative Vote is Necessary for Passage.

An additional tax for the benefit of the Westerville Public Library for the purpose of CURRENT EXPENSES at a rate not exceeding 1.4 mills for each one dollar of valuation, which amounts to \$0.14 for each one hundred dollars of valuation, for a period of seven years, commencing in 2001, first due in the calendar year 2002.

**WORTH CSD PROP DECR OF TX RATE (ISS#49)**

**#49 PROPOSED DECREASE OF RATE OF TAX LEVIED**

**FOR CONTINUING PERIOD OF TIME**

(By Initiative Petition)

**WORTHINGTON CITY SCHOOL DISTRICT**

A Majority Affirmative Vote is Necessary for Passage.

At the election held on May 8, 2001 voters approved a tax levy of 6.29 mills for a continuing period of time for the benefit of the Worthington City School District for the purpose of providing current operating revenues.

A petition filed by electors proposes a decrease in the rate of the tax to 0 mills; being a reduction of 6.29 mills.

Shall the tax be reduced from 6.29 mills to 0 mills?

**LOCAL OPTION COLUMBUS 09-A (ISSUE#4b)**

**#4b SPECIAL ELECTION BY PETITION**

**PORTION OF A PRECINCT FOR SUNDAY SALES**

**CITY OF COLUMBUS, WARD "9", PRECINCT "A"**

A Majority Affirmative Vote is Necessary for Passage.

Shall the sale of intoxicating liquor be permitted in a portion of this precinct between the hours of one p.m. and midnight on Sunday for consumption on the premises where sold, where the status of such Sunday sales as allowed or prohibited is inconsistent with the status of such Sunday sales in the remainder of the City of Columbus, Ward "9", Precinct "A"?

**LOCAL OPTION COLUMBUS 13-B (ISSUE#5A)**

**#5A SPECIAL ELECTION BY PETITION**

Upon the Question of the Sale of Beer by

Holders of "C" or "D" permits

**CITY OF COLUMBUS, WARD "13", PRECINCT "B"**

A Majority Affirmative Vote is Necessary for Passage.

Shall the sale of beer as defined in Section 4305.08 of the Revised Code under permits which authorize sale for off-premises consumption only be permitted within this City of Columbus, Ward "13", Precinct "B"?

**LOCAL OPTION COLUMBUS 13-C (ISSUE#6A)**

**#6A SPECIAL ELECTION BY PETITION**

Upon the Question of the Sale of Beer by

Holders of "C" or "D" permits

**CITY OF COLUMBUS, WARD "13", PRECINCT "C"**

A Majority Affirmative Vote is Necessary for Passage.

Shall the sale of beer as defined in Section 4305.08 of the Revised Code under permits which authorize sale for off-premises consumption only be permitted within this City of Columbus, Ward "13", Precinct "C"?

**LOCAL OPTION COLUMBUS 44-H (ISSUE#7A)**

**#7A SPECIAL ELECTION BY PETITION**

Local Option Election

**CITY OF COLUMBUS, WARD "44", PRECINCT "H"**

A Majority Affirmative Vote is Necessary for Passage.

Shall the sale of beer and mixed beverages or intoxicating liquor be permitted by the Marinos Party House, Inc., dba: Santanas Party House, an applicant for D-1, D-3 & D-3A liquor permits, who is engaged in the business of Party -House and Banquet-Hall Facility at 3569 Refugee Road, Columbus, Ohio 43232 in this precinct?

**LOCAL OPTION COLUMBUS 44-H (ISSUE#7b)**

**#7b SPECIAL ELECTION BY PETITION**

Local Option Election

**CITY OF COLUMBUS, WARD "44", PRECINCT "H"**

A Majority Affirmative Vote is Necessary for Passage.

Shall the sale of beer and mixed beverages or intoxicating liquor be permitted for sale on Sunday by the Marinos Party House, Inc., dba: Santanas Party House, an applicant for a D-6 liquor permit, who is engaged in the business of Party-House and Banquet-Hall Facility at 3569 Refugee Road, Columbus, Ohio 43232 in this precinct?

**LOCAL OPTION COLUMBUS 44-H (ISSUE#8A)**

OFFICIAL RESULTS \* GENERAL ELECTION \* NOVEMBER 6, 2001  
FRANKLIN COUNTY, OHIO

**#8A SPECIAL ELECTION BY PETITION**

Local Option Election

CITY OF COLUMBUS, WARD "44", PRECINCT "H"

A Majority Affirmative Vote is Necessary for Passage.

Shall the sale of beer, wine and mixed beverages or intoxicating liquor be permitted by McThai, Inc., dba: McThai Party House, an applicant for D-1, D-2, D-3, D-3A and D-5 liquor permits, who is engaged in the business of Party-House and Banquet-Hall Facility at 3569 A-B Refugee Road, Columbus, Ohio 43232 in this precinct?

LOCAL OPTION COLUMBUS 44-H (ISSUE#8b)

**#8b SPECIAL ELECTION BY PETITION**

Local Option Election

CITY OF COLUMBUS, WARD "44", PRECINCT "H"

A Majority Affirmative Vote is Necessary for Passage.

Shall the sale of beer and mixed beverages or intoxicating liquor be permitted for sale on Sunday by McThai, Inc., dba: McThai Party House, an applicant for a D-6 liquor permit, who is engaged in the business of Party-House and Banquet-Hall at 3569 A-B Refugee Road, Columbus, Ohio 43232 in this precinct?

LOCAL OPTION COLUMBUS 62-B (ISSUE#9b)

**#9b SPECIAL ELECTION BY PETITION**

Local Option Election

CITY OF COLUMBUS, WARD "62", PRECINCT "B"

A Majority Affirmative Vote is Necessary for Passage.

Shall the sale of wine and mixed beverages be permitted for sale on Sunday by Sam's East, Inc., dba: Sam's Club #6307 an applicant for a D-6 liquor permit, who is engaged in the business of retail/grocery store/shopping club operation at 3950 Morse Road, Columbus, Ohio 43219 in this precinct?

LOCAL OPTION COLUMBUS 62-B (ISSUE#10b)

**#10b SPECIAL ELECTION BY PETITION**

Local Option Election

CITY OF COLUMBUS, WARD "62", PRECINCT "B"

A Majority Affirmative Vote is Necessary for Passage.

Shall the sale of wine and mixed beverages be permitted for sale on Sunday by Wal-Mart Stores East, Inc., dba: Wal-Mart Supercenter #2098 an applicant for a D-6 liquor permit, who is engaged in the business of retail/grocery store operation at 3900 Morse Road, Columbus, Ohio 43219 in this precinct?

LOCAL OPTION COLUMBUS 74-F (ISSUE#11b)

**#11b SPECIAL ELECTION BY PETITION**

LOCAL OPTION ELECTION

ON SUNDAY SALE OF LIQUOR

CITY OF COLUMBUS, WARD "74", PRECINCT "F"

A Majority Affirmative Vote is Necessary for Passage.

Shall the sale of intoxicating liquor, of the same types as may be legally sold in this precinct on other days of the week, be permitted in this City of Columbus, Ward "74", Precinct "F" for consumption on the premises where sold, between the hours of ten a.m. and midnight on Sunday, at licensed premises where the sale of food and other goods and services exceeds fifty per cent of the total gross receipts of the permit holder at the premises?

LOCAL OPTION PRAIRIE - H (ISSUE#44b)

**#44b SPECIAL ELECTION BY PETITION**

Local Option Election

PRAIRIE TOWNSHIP, PRECINCT "H"

A Majority Affirmative Vote is Necessary for Passage.

Shall the sale of intoxicating liquor be permitted for sale on Sunday by Irish Enterprises, Inc., dba: O'Toole's Irish Pub & Grill an applicant for a D-6 liquor permit, who is engaged in the business of operating a family oriented, full service Irish Pub and Grill at 4796 West Broad Street, Prairie Township, Columbus, Ohio 43228 in this precinct?

LICKING HEIGHTS LSD PROP TX LVY (REP)

PROPOSED TAX LEVY (REPLACEMENT)

LICKING HEIGHTS LOCAL SCHOOL DISTRICT

A Majority Affirmative Vote is Necessary for Passage.

A replacement of a tax for the benefit of the Licking Heights Local School District for the purpose of CURRENT EXPENSES at a rate not exceeding nine and nine-tenths (9.9) mills for each one dollar of valuation, which amounts to ninety-nine cents (\$0.99) for each one hundred dollars of valuation, for a period of five (5) years, commencing in 2002, first due in the calendar year 2003.