

* - OFFICIAL RESULTS - *
* - GENERAL ELECTION - NOVEMBER 3, 1998 - FRANKLIN COUNTY, OHIO - *


ABSTRACT OF VOTES CAST AT THE GENERAL ELECTION
HELD ON TUESDAY, NOVEMBER 3, 1998, IN FRANKLIN COUNTY, OHIO

STATE OF OHIO

FRANKLIN COUNTY, SS:

WE DO HEREBY CERTIFY THE FOREGOING RESULTS AS THEY APPEAR BY THE
OFFICIAL RETURNS OF THE PRECINCTS IN FRANKLIN COUNTY, STATE OF OHIO, DULY
RETURNED TO, FILED, OPENED, CANVASSED, AND NOW ON FILE IN THE OFFICE OF THE
FRANKLIN COUNTY BOARD OF ELECTIONS, CITY OF COLUMBUS, FRANKLIN COUNTY, STATE
OF OHIO, OF THE GENERAL ELECTION HELD ON TUESDAY, NOVEMBER 3, 1998.

WITNESS OUR OFFICIAL SIGNATURES MADE IN THE OFFICE OF THE FRANKLIN
COUNTY BOARD OF ELECTIONS, CITY OF COLUMBUS, FRANKLIN COUNTY, STATE OF OHIO,
THIS 1st DAY OF DECEMBER, 1998 A.D.


DENNIS L. WHITE, CHAIRMAN


WILLIAM A. ANTHONY, JR.


KEITH MCNAMARA

ATTEST:


BARBARA L. CASH, DIRECTOR


CAROLYN C. PETREE

NOTE ELECTION RESULTS ARE NOT AVAILABLE FOR THE OFFICES OF UNITED STATES REPRESENTATIVE TO
CONGRESS (12th and 15th Districts).

ELECTION RESULTS FOR WRITE-IN CANDIDATE ROBERT ANTHONY MARTIN, OFFICE OF SECRETARY OF STATE (PAGE 118)
HAVE BEEN AMENDED.

* - OFFICIAL RESULTS - *

* - GENERAL ELECTION - NOVEMBER 3, 1998 - FRANKLIN COUNTY, OHIO - *

*** INDEX - PAGE 1 ***

TOTAL VOTE: 302,526

***** - - - COUNTYWIDE OFFICES - - - *****

ATTORNEY GENERAL	PAGES 1-29	JUSTICE OF THE SUPREME COURT (F.T.C.1-1-99)	PAGES 30-60
RICHARD CORDRAY (D)	105,382 36.9	STEPHEN W. POWELL	93,437 40.8
BETTY D. MONTGOMERY (R)	180,441 63.1	FRANCIS E. SWEENEY	135,428 59.2
AUDITOR OF STATE	PAGES 1-29	JUSTICE OF THE SUPREME COURT (F.T.C.1-2-99)	PAGES 61-88
JIM PETRO (R)	172,306 63.6	PAUL E. PFELFER	181,584 75.5
LOUIS N. STRIKE (D)	98,600 36.4	RONALD SUSTER	58,980 24.5
CHIEF JUSTICE OF THE SUPREME COURT (F.T.C.1-1-99)	PAGES 119-147	REPRESENTATIVE TO CONGRESS (12TH DIST)	PAGES 61-88
THOMAS J. MOYER	143,675 58.5	EDWARD S. BROWN (D)	
GARY TYACK	102,067 41.5	JOHN R. KASICH (R)	
CLERK OF COURT OF COMMON PLEAS (U.T.E.1-7-01)	PAGES 30-60	REPRESENTATIVE TO CONGRESS (15TH DIST)	PAGES 1-29
VIRGINIA L. BARNEY (R)	148,224 53.4	ADAM CLAY MILLER (D)	
ANTHONY J. CELEBREZZE, III (D)	129,091 46.6	KEVIN NESTOR	
COUNTY AUDITOR	PAGES 30-60	DEBORAH PRYCE (R)	
MARK A. PFELFER (D)	127,134 45.6	SECRETARY OF STATE	PAGES 89-118
JOE TESTA (R)	151,494 54.4	J. KENNETH BLACKWELL (R)	158,359 57.4
COUNTY COMMISSIONER (F.T.C.1-1-99)	PAGES 119-147	CHARLETA B. TAVARES (D)	117,421 42.6
JEFF FURR (D)	110,034 41.0	STATE REPRESENTATIVE (21ST DIST)	PAGES 1-29
DEWEY R. STOKES (R)	158,344 59.0	OTTO BEATTY, JR. (D)	15,861 100.0
GOVERNOR AND LIEUTENANT GOVERNOR	PAGES 89-118	STATE REPRESENTATIVE (22ND DIST)	PAGES 89-118
ZANNA FEITLER & JOHN A. EASTMAN	7,136 2.4	DAVID A. GLENN (R)	5,682 23.9
LEE FISHER & MICHAEL B. COLEMAN (D)	132,258 45.0	RAY MILLER (D)	18,096 76.1
JOHN R. MITCHEL & LAWRENCE ANDERSON (R)	9,319 3.2	STATE REPRESENTATIVE (23RD DIST)	PAGES 30-60
BOB TAFT & MAUREEN O'CONNOR (R)	144,974 49.4	KEITH W. HATTON	6,401 27.0
JUDGE OF THE COURT OF APPEALS (F.T.C.1-1-99)	PAGES 119-147	AMY SALEKNO (R)	17,333 73.0
DANA A. DESHLER	184,808 100.0	STATE REPRESENTATIVE (24TH DIST)	PAGES 89-118
JUDGE OF THE COURT OF APPEALS (F.T.C.1-2-99)	PAGES 89-118	JO ANN DAVIDSON (R)	24,566 72.1
DONNA J. BOWMAN	183,954 100.0	BRUCE FEIERABEND (D)	9,500 27.9
JUDGE OF THE COURT OF APPEALS (F.T.C.1-3-99)	PAGES 119-147	STATE REPRESENTATIVE (25TH DIST)	PAGES 30-60
SANDRA J. ANDERSON	92,419 42.4	DAVID GOODMAN (R)	21,686 59.7
SUSAN BROWN	125,499 57.6	CYNTHIA L. RUCCIA (D)	14,665 40.3
JUDGE OF THE COURT OF APPEALS (F.T.C.2-9-99)	PAGES 119-147	STATE REPRESENTATIVE (26TH DIST)	PAGES 30-60
JOHN P. KENNEDY	127,755 54.8	PAT TIBERI (R)	22,132 100.0
JAMES W. MASON	105,298 45.2	STATE REPRESENTATIVE (27TH DIST)	PAGES 119-147
JUDGE OF THE COURT OF COMMON PLEAS (F.T.C.1-1-99)	PAGES 61-88	JOE MOTIL (D)	14,982 41.1
MICHAEL H. WATSON	176,819 100.0	E. J. THOMAS (R)	21,475 58.9
JUDGE OF THE COURT OF COMMON PLEAS (F.T.C.1-2-99)	PAGES 61-88	STATE REPRESENTATIVE (28TH DIST)	PAGES 30-60
PAT MCCRATH	176,304 100.0	WILLIAM L. DAVIES (D)	11,257 30.8
JUDGE OF THE COURT OF COMMON PLEAS (F.T.C.1-3-99)	PAGES 61-88	PRISCILLA D. MEAD (R)	23,790 65.1
BEVERLY Y. PFELFER	184,817 100.0	NORMA J. KOUTZ WALLACE	1,507 4.1
JUDGE OF THE COURT OF COMMON PLEAS (F.T.C.1-4-99)	PAGES 61-88	STATE REPRESENTATIVE (29TH DIST)	PAGES 30-60
ALAN C. TRAVIS	171,758 100.0	WILLIAM SCHUCK (R)	27,303 66.4
JUDGE OF THE COURT OF COMMON PLEAS (F.T.C.1-6-99)	PAGES 61-88	CINDY L. TAYLOR (D)	13,829 33.6
JOHN A. CONNOR	174,357 100.0	STATE SENATOR (03RD DIST)	PAGES 1-29
JUDGE OF THE COURT OF COMMON PLEAS (F.T.C.1-7-99)	PAGES 89-118	BRUCE E. JOHNSON (R)	53,074 54.8
DEBORAH P. O'NEILL	120,715 52.5	DEBRA A. PAYNE (D)	43,796 45.2
GUY REECE	109,117 47.5	STATE SENATOR (15TH DIST)	PAGES 1-29
JUDGE OF THE COURT OF COMMON PLEAS (F.T.C.1-9-99)	PAGES 61-88	BEVERLY J. CORNER (R)	18,156 26.9
NODINE MILLER	171,862 100.0	BEN ESPY (D)	49,346 73.1
JUDGE OF THE CT OF COM PLEA (DOM REL DIV.) (F.T.C.1-5-99)	PAGES 119-147	TREASURER OF STATE	PAGES 1-29
YVETTE MCGEE BROWN	188,581 100.0	JOSEPH T. DETERS (R)	155,816 57.0
		JOHN A. DONOFRIO (D)	117,348 43.0
		UNITED STATES SENATOR	PAGES 1-29
		MARY O. BOYLE (D)	122,172 42.0
		GEORGE V. VOINOVICH (R)	168,668 58.0

* - OFFICIAL RESULTS - *
 * - GENERAL ELECTION - NOVEMBER 3, 1998 - FRANKLIN COUNTY, OHIO - *

*** INDEX - PAGE 2 ***

***** - - QUESTIONS AND ISSUES - - *****

BEXLEY PROPOSED CHARTER AMENDMENT (ISSUE #31)	PAGES 148-155
YES	3,319 61.7
NO	2,062 38.3
COLUMBUS PROPOSED CHARTER AMENDMENT (ISSUE #32)	PAGES 156-173
YES	87,128 62.0
NO	53,377 38.0
COLUMBUS PROPOSED CHARTER AMENDMENT (ISSUE #33)	PAGES 200-224
YES	92,876 70.9
NO	38,040 29.1
COLUMBUS PROPOSED CHARTER AMENDMENT (ISSUE #34)	PAGES 174-199
YES	86,878 67.2
NO	42,493 32.8
COLUMBUS PROPOSED CHARTER AMENDMENT (ISSUE #35)	PAGES 174-199
YES	84,514 66.5
NO	42,497 33.5
COLUMBUS PROPOSED CHARTER AMENDMENT (ISSUE #36)	PAGES 156-173
YES	92,222 72.1
NO	35,629 27.9
COLUMBUS PROPOSED CHARTER AMENDMENT (ISSUE #37)	PAGES 174-199
YES	78,205 62.8
NO	46,243 37.2
COLUMBUS PROPOSED CHARTER AMENDMENT (ISSUE #38)	PAGES 174-199
YES	94,647 73.3
NO	34,414 26.7
COLUMBUS PROPOSED ORDINANCE (BY INIT. PETITION) (ISSUE #39)	PAGES 174-199
FOR	56,188 36.8
AGAINST	96,359 63.2
DUBLIN CITY SCH DIST PROP TAX LEVY (ISSUE #4)	PAGES 148-155
FOR	11,803 53.6
AGAINST	10,207 46.4
FRANKLIN COUNTY MR & DD PROP TAX LEVY (ISSUE #30)	PAGES 174-199
FOR	161,834 56.8
AGAINST	123,185 43.2
GAHANNA-JEFF CITY SCH DIST PROP BND ISS & TAX LVY (ISSUE#3)	PAGES 148-155
FOR	7,448 52.2
AGAINST	6,821 47.8
GRANDVIEW HEIGHTS CITY SCH DIST PROP TAX LEVY (ISSUE #5)	PAGES 148-155
FOR	1,914 59.6
AGAINST	1,295 40.4
GROVEPORT WATER SERV REFERENDUM ON ORD NO.37-98 (ISSUE #46)	PAGES 156-173
YES	567 45.0
NO	692 55.0
GROVEPORT ZONING REFERENDUM ON ORD NO.100-97 (ISSUE #45)	PAGES 148-155
YES	605 48.4
NO	645 51.6
HAMILTON LOCAL SCH DIST PROP BOND ISS & TAX LEVY (ISSUE#6)	PAGES 174-199
FOR	1,340 44.3
AGAINST	1,686 55.7
MIFFLIN TWP ROAD & BRIDGE DIST PROPOSED TAX LEVY (ISSUE#49)	PAGES 156-173
FOR	256 45.5
AGAINST	307 54.5
MINERVA PARK PROPOSED BOND ISSUE (ISSUE #47)	PAGES 156-173
FOR	517 74.6
AGAINST	176 25.4

NORWICH TWP PROP TAX LEVY (ISSUE #50)	PAGES 156-173
FOR	5,164 60.4
AGAINST	3,387 39.6
PERRY TWP ROAD DIST PROP TAX LEVY (RENEWAL) (ISSUE #51)	PAGES 148-155
FOR	1,253 67.5
AGAINST	603 32.5
PLAIN TWP PROP TAX LEVY (REPLACEMENT) (ISSUE #52)	PAGES 156-173
FOR	1,056 48.7
AGAINST	1,111 51.3
REYNOLDSBURG PROPOSED BOND ISSUE (ISSUE #41)	PAGES 174-199
FOR	2,832 29.7
AGAINST	6,714 70.3
SOUTH-WESTERN CITY SCH DIST PROP BOND ISSUE (ISSUE #7)	PAGES 156-173
FOR	17,003 53.3
AGAINST	14,914 46.7
STATE ISSUE #1 PROPOSED LAW (INITIATIVE PETITION)	PAGES 200-224
YES	111,576 40.0
NO	167,601 60.0
UPPER ARLINGTON CITY SCH DIST PROP TAX LEVY (ISSUE #8)	PAGES 200-224
FOR	9,126 53.8
AGAINST	7,826 46.2
UPPER ARLINGTON PROPOSED CHARTER AMENDMENT (ISSUE #42)	PAGES 148-155
YES	9,837 69.3
NO	4,352 30.7
WHITEHALL PROPOSED CHARTER AMENDMENT (ISSUE #43)	PAGES 148-155
YES	2,603 63.0
NO	1,531 37.0
***** - - - LOCAL OPTIONS - - - *****	
LOCAL OPTION BEXLEY 3-B (ISSUE #21B)	PAGES 200-224
YES	345 70.0
NO	148 30.0
LOCAL OPTION BEXLEY 3-B (ISSUE #22B)	PAGES 200-224
YES	342 70.2
NO	145 29.8
LOCAL OPTION BEXLEY 3-B (ISSUE #22C)	PAGES 200-224
YES	348 71.0
NO	142 29.0
LOCAL OPTION BEXLEY 3-B (ISSUE #23b)	PAGES 225-228
YES	325 66.5
NO	164 33.5
LOCAL OPTION COLUMBUS 06-C (ISSUE #10A)	PAGES 225-228
YES	62 19.4
NO	257 80.6
LOCAL OPTION COLUMBUS 06-C (ISSUE #10B)	PAGES 229-232
YES	63 19.6
NO	258 80.4
LOCAL OPTION COLUMBUS 06-C (ISSUE #10C)	PAGES 233-236
YES	64 19.6
NO	262 80.4
LOCAL OPTION COLUMBUS 06-C (ISSUE #10D)	PAGES 229-232
YES	65 19.7
NO	265 80.3
LOCAL OPTION COLUMBUS 06-C (ISSUE #9A)	PAGES 229-232
YES	68 20.7
NO	260 79.3

* - OFFICIAL RESULTS - *

* - GENERAL ELECTION - NOVEMBER 3, 1998 - FRANKLIN COUNTY, OHIO - *

*** INDEX - PAGE 3 ***

***** LOCAL OPTIONS *****

LOCAL OPTION COLUMBUS 06-C (ISSUE #9B)	PAGES 225-228
YES	54 16.5
NO	274 83.5
LOCAL OPTION COLUMBUS 10-K (ISSUE #11b)	PAGES 229-232
YES	349 68.0
NO	164 32.0
LOCAL OPTION COLUMBUS 20-C (ISSUE #14A)	PAGES 229-232
YES	192 33.4
NO	383 66.6
LOCAL OPTION COLUMBUS 20-C (ISSUE #15A)	PAGES 233-236
YES	192 33.5
NO	381 66.5
LOCAL OPTION COLUMBUS 20-C (ISSUE #16c)	PAGES 229-232
YES	188 32.9
NO	384 67.1
LOCAL OPTION COLUMBUS 22-B (ISSUE #17B)	PAGES 229-232
YES	253 53.8
NO	217 46.2
LOCAL OPTION COLUMBUS 22-B (ISSUE #17C)	PAGES 229-232
YES	262 55.7
NO	208 44.3
LOCAL OPTION COLUMBUS 26-B (ISSUE #18b)	PAGES 233-236
YES	61 53.5
NO	53 46.5
LOCAL OPTION COLUMBUS 49-A (ISSUE #19c)	PAGES 225-228
YES	229 43.9
NO	293 56.1
LOCAL OPTION COLUMBUS 57-H (ISSUE #20c)	PAGES 225-228
YES	360 58.8
NO	252 41.2
LOCAL OPTION HARRISBURG (ISSUE #24B)	PAGES 225-228
YES	78 60.5
NO	51 39.5
LOCAL OPTION HARRISBURG (ISSUE #24C)	PAGES 200-224
YES	79 60.3
NO	52 39.7
LOCAL OPTION MIFFLIN TWP-A (ISSUE #25c)	PAGES 200-224
YES	118 37.1
NO	200 62.9
LOCAL OPTION PRAIRIE TWP-K (ISSUE #26c)	PAGES 233-236
YES	195 67.7
NO	93 32.3
LOCAL OPTION WEST'V 3-E (ISSUE #27B)	PAGES 225-228
YES	104 46.6
NO	119 53.4
LOCAL OPTION WEST'V 3-E (ISSUE #28B)	PAGES 225-228
YES	92 42.6
NO	124 57.4

***** TOTALS AVAIL. - MOST POP. COUNTY *****

*LICKING HEIGHTS LOCAL SCH DIST PROP TAX LEVY (REPLACEMENT)	PAGES 237-240
FOR	137 57.6
AGAINST	101 42.4

*OLENTANGY LOCAL SCH DIST PROP BOND ISS (ATHLETIC FACILITY)	PAGES 237-240
FOR	3 50.0
AGAINST	3 50.0
*OLENTANGY LOCAL SCH DIST PROP BOND ISS (REAL ESTATE ACQUIS)	PAGES 237-240
FOR	5 71.4
AGAINST	2 28.6
*OLENTANGY LOCAL SCH DIST PROP TAX LEVY	PAGES 237-240
FOR	5 71.4
AGAINST	2 28.6
*PICKERINGTON PROPOSED CHARTER AMENDMENT	PAGES 237-240
YES	12 80.0
NO	3 20.0
*TEAYS VALLEY LOCAL SCH DIST PROPOSED BOND ISSUE	PAGES 237-240
FOR	1 33.3
AGAINST	2 66.7

* - OFFICIAL RESULTS - *

* - GENERAL ELECTION - NOVEMBER 3, 1998 - FRANKLIN COUNTY, OHIO - *

		ATTORNEY GENERAL		AUDITOR OF STATE		TREASURER OF STATE		UNITED STATES SENATOR		REPRESENTATIVE TO CONGRESS (15TH DIST)			STATE SENATOR (03RD DIST)		STATE SENATOR (15TH DIST)		STATE REPRESENTATIVE (21ST DIST)	TOTAL VOTE
		(Vote for 1)		(Vote for 1)		(Vote for 1)		(Vote for 1)		(Vote for 1)			(Vote for 1)		(Vote for 1)		(Vote for 1)	
		(DEM)	(REP)	(REP)	(DEM)	(REP)	(DEM)	(DEM)	(REP)	(DEM)	(REP)	(REP)	(DEM)	(REP)	(DEM)	(DEM)		
		R Y C H A R A R D Y	M O N T G O M E R Y	J I M M E R O	L O U I S K E	J O E S E P H S T	J O H N O F A R I O	M A R Y L E O	G E O R G E V I C H	A D A M C L A Y	K E V I N T O R	D E B O R A H	B R O U N E N	D E P A Y B R A E	B O R N E R Y	B E N E S P Y	O B E A T T Y J R	
BEXLEY 1-	A	153	252	236	150	210	183	175	243				177	216				430
	B	100	228	220	92	193	115	93	243				195	112				345
	C	173	264	253	154	219	188	182	266				202	215				457
		426	744	709	396	622	486	450	752				574	543				1232
BEXLEY 2-	A	226	333	329	197	276	247	238	339				250	274				593
	B	120	160	162	99	131	131	123	161				125	129				287
	C	126	262	255	108	219	151	143	248				213	154				402
		472	755	746	404	626	529	504	748				588	557				1282
BEXLEY 3-	A	168	332	330	141	272	198	186	326				248	213				526
	B	171	300	271	166	234	208	198	281				214	217				491
	C	153	230	237	126	198	158	150	242				177	184				397
		492	862	838	433	704	564	534	849				639	614				1414
BEXLEY 4-	A	104	119	115	97	98	114	111	118				90	124				235
	B	71	110	120	58	99	73	77	105				101	77				190
	C	157	220	226	134	187	166	174	208				172	187				393
	D	107	185	180	92	166	116	114	182				151	126				300
		439	634	641	381	550	469	476	613				514	514				1118
BLEND -	A	63	203	190	61	168	84	89	182				150	101				274
	B	43	168	162	40	159	46	47	168				147	57				220
	C	92	210	189	102	169	121	134	173				147	142				317
	D	85	220	210	75	192	91	94	214				178	103				319
	E	79	228	215	83	214	78	88	226				182	113				323
	F	110	319	325	90	297	114	135	300				257	145				449
	G	107	288	274	109	258	124	121	286				233	149				410
		579	1636	1565	560	1457	658	708	1549				1294	810				2312
BROWN -	A	126	377	373	98	336	138	163	348									524
	B	81	202	199	72	175	94	84	197									294
		207	579	572	170	511	232	247	545									818
CAN W -	A	137	506	499	113	474	142	171	462				426	185				661
	B	52	183	177	46	164	58	77	165				139	84				243
	C	78	171	171	58	164	71	89	161				141	96				261
	D	30	110	106	27	95	39	54	87				81	49				148
		297	970	953	244	897	310	391	875				787	414				1313
CLINT -	A	97	229	212	95	193	121	142	200				149	159				353
	B	125	176	156	129	150	142	163	143				119	173				320
	C	95	140	134	89	121	99	116	123									252
		317	545	502	313	464	362	421	466				268	332				925
COLS 01-	A	177	154	147	166	127	190	211	128						107	217		351
	B	121	129	116	125	122	122	144	117						92	158		268
	C	176	209	202	171	181	195	227	161						123	258		402
		474	492	465	462	430	507	582	406						322	633		1022

* - OFFICIAL RESULTS - *

* - GENERAL ELECTION - NOVEMBER 3, 1998 - FRANKLIN COUNTY, OHIO - *

ATTORNEY GENERAL		AUDITOR OF STATE		TREASURER OF STATE		UNITED STATES SENATOR		REPRESENTATIVE TO CONGRESS (15TH DIST)		STATE SENATOR (03RD DIST)		STATE SENATOR (15TH DIST)		STATE REPRESENTATIVE (21ST DIST)	TOTAL VOTE
(Vote for 1)		(Vote for 1)		(Vote for 1)		(Vote for 1)		(Vote for 1)		(Vote for 1)		(Vote for 1)		(Vote for 1)	
(DEM)	(REP)	(REP)	(DEM)	(REP)	(DEM)	(DEM)	(REP)	(DEM)	(REP)	(REP)	(DEM)	(REP)	(DEM)	(DEM)	
R I C H A R D A R A D Y	B R O N T T T G O M E R Y	J I M M E R O	L O U I S K E	J O H N H S T	J O H N N O F A R I O	M A R Y L E O	G E O R G E V I C H	A M D I L L E R C L A Y	K E V I N T O R	D E B O R A H	B R O U N E S O N	D E B Y R A E	B E C K E R L Y J	B E S P Y	O B E A T T Y J R
COLS 02- A	115	97	87	121	78	135	153	63					53	164	230
B	195	221	207	190	174	222	230	187					146	259	425
C	161	186	175	156	159	172	191	164					123	223	360
D	157	203	212	127	165	170	161	199					128	220	367
E	164	194	172	144	162	174	194	168					112	234	370
F	160	161	170	134	144	162	159	163					105	211	330
	952	1062	1023	872	882	1035	1088	944					665	1311	2082
COLS 03- A	172	59	31	191	30	188	197	34					18	226	255
B	196	100	81	207	73	220	227	79					57	246	323
C	222	149	126	226	104	254	272	110					76	298	392
D	176	173	144	185	122	217	221	132					101	239	368
	766	481	382	809	329	879	917	355					252	1009	1338
COLS 04- A	212	52	38	216	38	225	232	38					17	267	297
B	192	73	48	204	45	204	221	47					31	249	295
C	98	33	30	96	19	106	112	22					10	127	146
D	215	62	33	236	26	243	246	44					23	284	318
	717	220	149	752	128	778	811	151					81	927	1056
COLS 05- A	255	62	37	263	25	296	287	37					13	332	360
B	249	61	30	273	24	277	287	35					13	309	352
C	233	57	25	241	25	262	257	30					13	295	318
D	133	32	8	146	10	150	145	32					13	173	198
	870	212	100	923	84	985	976	134					52	1109	1228
COLS 06- A	197	74	47	198	43	225	247	40					25	268	314
B	312	94	55	328	38	364	349	76					21	424	472
C	264	53	35	262	34	287	289	41					12	333	368
D	218	83	67	226	50	244	246	71					32	287	332
E	216	51	34	220	33	224	239	32					9	289	292
F	257	72	38	270	31	286	294	41					11	337	311
	1464	427	276	1504	229	1630	1664	301					110	1938	1939
COLS 07- A	140	35	18	142	19	158	159	29					10	190	209
B	254	63	44	255	37	269	282	48					20	325	384
C	171	53	28	197	22	212	214	28					11	237	267
D	181	46	27	200	21	216	209	34					13	236	260
E	252	70	29	259	30	277	283	37					18	338	376
	998	267	146	1053	129	1132	1147	176					72	1326	1495
COLS 08- A	109	72	56	108	56	121	110	70					41	138	191
B	195	174	160	190	132	210	227	155					100	271	420
C	131	166	169	112	147	132	144	154					120	169	204
D	195	187	208	161	172	197	204	180					125	247	303
	630	599	593	571	507	660	685	559					386	825	921
COLS 09- A	149	152	123	168	114	180	188	117					86	219	322
B	100	110	94	104	93	111	109	100					65	140	222
	249	262	217	272	207	291	297	217					151	359	544

* - OFFICIAL RESULTS - *

* - GENERAL ELECTION - NOVEMBER 3, 1998 - FRANKLIN COUNTY, OHIO - *

ATTORNEY GENERAL		AUDITOR OF STATE		TREASURER OF STATE		UNITED STATES SENATOR		REPRESENTATIVE TO CONGRESS (15TH DIST)			STATE SENATOR (03RD DIST)		STATE SENATOR (15TH DIST)		STATE REPRESENTATIVE (21ST DIST)	TOTAL VOTE	
(Vote for 1)		(Vote for 1)		(Vote for 1)		(Vote for 1)		(Vote for 1)			(Vote for 1)		(Vote for 1)		(Vote for 1)		
(DEM)	(REP)	(REP)	(DEM)	(REP)	(DEM)	(DEM)	(REP)	(DEM)	(REP)	(REP)	(DEM)	(REP)	(DEM)	(DEM)	(DEM)		
RICHARDY	BOONTY	JIM	LOURIS	JOSIE	JOHNSON	MARY	GOVERNOR	ADAM	KNESTON	DRYCE	BROHNSON	DEBYNE	BORNER	BENNY	OTTATO		
.....	
COLS 10- A	152	347	334	145	301	176	173	329									516
B	102	160	157	93	150	107	122	145									274
C	185	86	65	190	67	191	208	70									295
D	88	79	67	90	50	114	114	59									188
E	145	477	478	120	433	162	169	462									647
F	110	236	224	105	196	138	134	218									362
G	108	256	250	100	223	131	121	254									385
H	72	145	141	66	124	78	72	145									224
I	77	140	145	68	121	91	85	133									224
J	112	266	269	90	235	123	114	261									384
K	127	344	318	127	266	175	159	317									493
L	90	336	311	96	299	117	110	321									445
M	71	254	232	78	224	87	90	237									336
N	110	250	250	103	225	125	131	236									377
	1549	3376	3241	1471	2914	1815	1802	3187									5150
COLS 11- A	93	105	94	99	85	115	111	95									213
B	152	203	194	136	179	169	176	175									375
C	194	261	257	171	239	195	215	238									469
D	160	218	225	128	213	154	169	206									391
E	122	291	278	116	249	151	176	247									442
	721	1078	1048	650	965	784	847	961									1890
COLS 12- A	113	62	57	112	44	127	111	68				43	132	149			187
B	111	38	22	115	15	128	126	23				14	142	147			169
C	125	56	57	123	45	137	141	49				35	154	153			202
D	179	104	106	162	83	186	199	94				61	214	218			301
	528	260	242	512	187	578	577	234				153	642	667			859
COLS 13- A	70	25	16	76	16	77	74	20				9	92	92			107
B	183	47	22	202	16	214	217	39				19	248	253			289
C	109	29	16	112	18	122	124	23				11	143	148			170
D	229	65	22	259	23	273	277	36				6	321	315			344
	591	166	76	649	73	686	692	118				45	804	808			910
COLS 14- A	170	167	159	162	142	180	185	163				95	237				361
B	194	113	113	170	94	204	216	93				66	229				316
C	264	148	151	242	134	259	275	139				86	318				426
D	302	167	174	273	130	314	331	147				97	370				489
	930	595	597	847	490	957	1007	542				344	1154				1592
COLS 15- A	109	109	111	99	100	112	116	107									227
B	159	276	260	144	231	186	194	244									448
	268	385	371	243	331	298	310	351									675
COLS 16- A	133	86	80	134	61	146	156	65				59	154	170			231
B	148	86	73	154	73	146	165	80				56	174	184			255
C	90	80	68	92	59	102	97	80				51	115	140			181
D	72	71	65	73	62	80	86	60				47	95	110			157
E	86	69	70	79	57	92	89	70				46	106	119			165
	529	392	356	532	312	566	593	355				259	644	723			989

* - GENERAL ELECTION - NOVEMBER 3, 1998 - FRANKLIN COUNTY, OHIO - *

		ATTORNEY GENERAL		AUDITOR OF STATE		TREASURER OF STATE		UNITED STATES SENATOR		REPRESENTATIVE TO CONGRESS (15TH DIST)		STATE SENATOR (03RD DIST)		STATE SENATOR (15TH DIST)		STATE REPRESENTATIVE (21ST DIST)		TOTAL VOTE		
		(Vote for 1)		(Vote for 1)		(Vote for 1)		(Vote for 1)		(Vote for 1)		(Vote for 1)		(Vote for 1)		(Vote for 1)				
		(DEM)	(REP)	(REP)	(DEM)	(REP)	(DEM)	(DEM)	(REP)	(DEM)	(REP)	(REP)	(DEM)	(REP)	(DEM)	(DEM)				
		R I C H A R D A R A Y	B E N T L Y D O M E R Y	J I M M E T R O	L S O U R I S K E	J O H N S E P H S	L O O N O F A R I O	M A R Y L E	G O R D O N V I C H	A M I L E R C L A Y	K E S T O R	D E B Y C R A H	B R O U N S O N	D E B Y N E	B E V E R L Y	B E N E S P Y	O B E A T T Y J R			
COLS 17-	A	122	70	43	136	36	152	149	50											
	B	318	81	46	330	33	348	363	42						32	174	169		216	
	C	292	76	33	323	26	331	340	49						36	394	404		451	
	D	260	52	19	271	23	279	280	29						14	398	392		432	
	E	175	45	19	192	21	204	199	37						11	318	317		344	
		1167	324	160	1252	139	1314	1331	207						8	240	238		255	
															101	1524	1520		1698	
COLS 18-	A	158	148	114	182	99	196	202	105											
	B	240	172	170	222	140	247	260	155											318
	C	223	150	151	196	134	220	239	135											428
	D	155	161	146	154	116	183	184	131											387
	E	212	191	190	198	156	228	246	165											330
	F	173	126	124	166	110	182	185	118											419
		1161	948	895	1118	755	1256	1316	809											309
																				2191
COLS 19-	A	155	258	256	137	232	155	165	256											437
	B	217	321	304	188	256	238	247	301											564
	C	221	316	328	176	267	248	239	303											562
	D	219	350	317	200	278	246	267	303											598
	E	188	251	244	168	202	209	213	231											463
	F	229	244	249	204	207	244	269	211											485
	G	164	315	287	153	276	183	208	284											505
	H	252	279	258	244	213	294	291	250											556
		1645	2334	2243	1470	1931	1817	1899	2149											4180
COLS 20-	A	256	310	308	218	262	272	279	303											597
	B	274	213	195	269	160	300	304	185											504
	C	255	273	289	213	239	258	266	272											551
		785	796	792	700	661	830	849	760											1652
COLS 21-	A	170	380	342	170	307	212	229	331											579
	B	208	376	348	207	319	242	258	332											610
	C	151	306	290	138	234	171	181	288											508
	D	126	180	169	130	148	142	159	148											320
	E	227	386	386	180	336	236	244	382											647
	F	209	334	342	173	283	218	233	315											562
		1091	1962	1877	990	1627	1221	1304	1796											3220
COLS 22-	A	174	355	340	142	307	182	190	338											534
	B	168	299	266	157	233	192	222	258											496
	C	182	354	340	155	300	194	224	323											569
	D	114	231	206	119	183	140	156	196											366
	E	81	235	221	73	194	105	125	202											339
	F	132	276	275	107	243	150	165	248											432
	G	174	317	317	149	268	202	203	291											521
	H	106	242	222	95	215	122	141	219											376
		1131	2309	2187	997	1943	1287	1426	2075											3653
COLS 23-	A	155	149	128	158	112	175	191	118											329
	B	175	147	132	182	112	202	208	124						83	222	241			350
	C	160	233	201	167	177	204	199	203						89	229	257			424
	D	171	235	211	176	176	211	214	201						154	224				433
		661	764	672	683	577	792	812	646						147	232				1536
															301	456				
															172	451				

* - OFFICIAL RESULTS - *

* - GENERAL ELECTION - NOVEMBER 3, 1998 - FRANKLIN COUNTY, OHIO - *

		ATTORNEY GENERAL		AUDITOR OF STATE		TREASURER OF STATE		UNITED STATES SENATOR		REPRESENTATIVE TO CONGRESS (15TH DIST)		STATE SENATOR (03RD DIST)		STATE SENATOR (15TH DIST)		STATE REPRESENTATIVE (21ST DIST)		TOTAL VOTE
		(Vote for 1)		(Vote for 1)		(Vote for 1)		(Vote for 1)		(Vote for 1)		(Vote for 1)		(Vote for 1)		(Vote for 1)		
		(DEM)	(REP)	(REP)	(DEM)	(REP)	(DEM)	(DEM)	(REP)	(DEM)	(REP)	(REP)	(DEM)	(REP)	(DEM)	(DEM)		
		R C I O H A R A D Y	B M E N T T G O M E R Y	J P I E M T R O	L S O U R I S K E	J D O E E P R S	J D O O H N O F A R I O	M B A O Y L E	G V E O I R N G O V I C H	A M D I L L A L M E R	K N E S T I N O R	D P R Y C O E R A H	B J R O U H C N S O E N	D P A B Y R R A E	B C O R V E R R L Y	B E S P N Y	O B E A T T O T Y	
COLS 24 -	A	151	161	140	150	127	171	179	131									326
	B	148	180	155	163	134	181	191	143									346
	C	111	167	154	102	144	113	136	138									287
	D	193	96	85	190	78	207	206	93									320
	E	103	189	155	116	140	135	148	145									306
		706	793	689	721	623	807	860	650									1585
COLS 25 -	A	298	113	74	311	77	325	344	78					41	395	395		455
	B	245	82	47	258	46	274	283	51					31	314	316		352
	C	218	57	31	231	23	248	258	26					10	283	279		314
	D	287	90	50	307	39	332	343	55					17	392	385		424
	E	282	51	33	287	25	307	300	37					15	336	340		366
	F	220	80	54	235	49	241	243	61					23	286	279		325
	G	306	84	51	321	43	349	347	54					20	395	399		436
		1856	557	340	1950	302	2076	2118	362					157	2401	2393		2672
COLS 26 -	A	165	48	39	162	24	180	173	42					18	209	198		239
	B	53	44	35	59	28	70	68	32					23	77	84		103
	C	129	49	32	137	27	148	148	40					20	172	178		206
	D	177	108	88	179	92	186	216	93					50	252	243		327
	E	113	48	39	115	31	126	129	41					21	146	149		180
		637	297	233	652	202	710	734	248					132	856	852		1055
COLS 27 -	A	141	107	93	151	87	162	168	90			13	69	46	122			268
	B	110	98	76	119	70	133	134	73					52	155			215
	C	164	275	259	156	246	182	195	260					172	263			466
	D	177	155	121	179	112	195	203	129			98	213	104	215			348
	E	150	159	138	156	132	170	186	138					104	215			335
	F	231	310	309	204	266	255	253	302					190	336			564
		973	1104	996	965	913	1097	1139	992					111	282	564	1091	2196
COLS 28 -	A	280	110	67	298	57	321	320	71					35	373			415
	B	305	120	82	309	70	332	351	82					35	407			463
	C	278	166	117	288	100	333	347	120					53	414			488
	D	195	190	179	193	148	219	214	177					108	276			405
	E	379	173	140	384	120	414	423	139					51	513			589
	F	232	201	191	222	158	264	247	191					105	330			460
		1669	960	776	1694	653	1883	1902	780					387	2313			2820
COLS 29 -	A	108	92	81	104	74	114	130	81					60	148			228
	B	104	43	29	105	30	112	122	24					19	132			170
	C	114	112	103	109	106	118	134	98					93	138			246
	D	173	199	175	170	162	202	224	165					145	208			405
		499	446	388	488	372	546	610	368					317	626			1049
COLS 30 -	A	133	297	284	121	276	143	157	284									456
	B	105	196	179	106	152	130	129	168									312
	C	94	225	201	102	183	124	135	192									338
	D	113	236	240	95	212	123	143	207									363
	E	98	219	199	95	177	126	137	186									353
	F	74	169	161	64	140	84	82	159									257
		617	1342	1264	583	1140	730	783	1196									2059

* - OFFICIAL RESULTS - *

* - GENERAL ELECTION - NOVEMBER 3, 1998 - FRANKLIN COUNTY, OHIO - *

		ATTORNEY GENERAL (Vote for 1)		AUDITOR OF STATE (Vote for 1)		TREASURER OF STATE (Vote for 1)		UNITED STATES SENATOR (Vote for 1)		REPRESENTATIVE TO CONGRESS (15TH DIST) (Vote for 1)			STATE SENATOR (03RD DIST) (Vote for 1)		STATE SENATOR (15TH DIST) (Vote for 1)		STATE REPRESENTATIVE (21ST DIST) (Vote for 1)	
		(DEM)	(REP)	(REP)	(DEM)	(REP)	(DEM)	(DEM)	(REP)	(DEM)	(REP)	(REP)	(DEM)	(REP)	(DEM)	(DEM)		
		R C I O H D A R A R D Y	B M E O T T T Y G O M E R Y	J P I M T R O	L S O T W U R I S K E	J D E E S T P H S	J D O H N O N O F R I O	M B A R O Y L E O	G V E O I O N N O V I C H	A M D I L L E R C L A Y	K N E S T O R	D E B O R R A H	B J R O H N S O N	D P A Y B Y N E A	B C O R N E R L Y J	B E S S P Y	O B T R A T T Y J R	TOTAL VOTE
COLS 31-	A	239	101	66	253	64	277	292	69						32	335		381
	B	116	154	156	97	133	134	133	144						94	177		291
	C	118	136	116	123	130	114	145	112						85	170		261
	D	96	57	39	105	41	106	104	48						31	123		167
	E	92	150	136	96	120	115	123	125						82	158		257
		661	598	513	674	488	746	797	498						324	963		1357
COLS 32-	A	205	344	343	182	314	204	228	333									572
	B	144	238	244	122	217	144	161	226									389
	C	116	142	116	126	111	137	139	122									279
	D	151	254	241	131	222	163	185	219									415
		616	978	944	561	864	648	713	900									1665
COLS 33-	A	180	196	193	160	160	195	208	171									391
	B	101	134	124	101	107	116	127	112									243
	C	79	141	136	74	111	100	93	135									231
	D	176	214	208	164	182	184	202	198									407
	E	163	114	98	88	165	76	188	83									284
	F	80	107	105	80	92	93	99	97									203
	G	179	210	195	175	167	199	221	178									407
	H	110	70	72	100	56	119	123	61									187
		1068	1186	1127	1019	951	1194	1270	1035									2353
COLS 34-	A	212	240	225	208	204	237	244	215				183	259				473
	B	131	209	195	125	165	163	169	175				139	182				357
	C	147	188	175	142	143	175	168	167				129	193				348
	D	141	285	269	147	247	164	197	236				194	206				445
	E	127	155	141	131	124	148	150	140				113	158				303
	F	131	216	184	140	174	167	177	169				148	188				366
		889	1293	1189	893	1057	1054	1105	1102				906	1186				2292
COLS 35-	A	221	68	41	233	36	250	257	37						17	283		310
	B	251	59	49	252	35	266	302	28						17	331		354
	C	334	100	51	361	35	390	397	56						17	453		493
	D	323	116	74	347	67	354	374	74						38	425		482
		1129	343	215	1193	173	1260	1330	195						89	1492		1639
COLS 36-	A	154	229	228	144	195	179	197	198									409
	B	96	146	127	105	120	116	109	134									259
	C	79	125	115	81	96	102	108	97									214
	D	165	265	263	142	237	179	203	225									444
	E	165	331	327	156	302	175	217	295						4	2		531
	F	109	216	211	106	188	123	135	197									343
		768	1312	1271	734	1138	874	969	1146						4	2		2191
COLS 37-	A	94	100	79	101	76	110	113	82						51	134		204
	B	68	53	57	65	54	67	78	47						32	94		136
	C	72	84	70	79	67	85	89	70						57	99		170
	D	100	144	133	91	124	117	116	136						81	152		262
	E	149	264	265	131	245	153	169	266						190	219		455
		483	645	604	467	566	532	565	601						411	698		1227

* - OFFICIAL RESULTS - *
 * - GENERAL ELECTION - NOVEMBER 3, 1998 - FRANKLIN COUNTY, OHIO - *

		ATTORNEY GENERAL		AUDITOR OF STATE		TREASURER OF STATE		UNITED STATES SENATOR		REPRESENTATIVE TO CONGRESS (15TH DIST)		STATE SENATOR (03RD DIST)		STATE SENATOR (15TH DIST)		STATE REPRESENTATIVE (21ST DIST)		TOTAL VOTE
		(Vote for 1)		(Vote for 1)		(Vote for 1)		(Vote for 1)		(Vote for 1)		(Vote for 1)		(Vote for 1)		(Vote for 1)		
		(DEM)	(REP)	(REP)	(DEM)	(REP)	(DEM)	(DEM)	(REP)	(DEM)	(REP)	(REP)	(DEM)	(DEM)	(DEM)	(DEM)		
		R C I O H A R A D Y	B M O N T T G O M E R Y	J P I E T M R O	L S O U R I S K E	J D O R T S E P R H S	J D O O N H N O F A R I O	M B A O Y R Y L E	G V E O I R N G O E V I V C H	A M D I L A M L E R C L A Y	K N E V S T O R	D P D E R B Y O C R E A H	B J R O U H C N S O E N	D P E A B Y R R A E	B C V R E N R L Y	B E S P N Y	O B E A T T O T Y J R	
COLS 38-	A	177	199	179	173	161	201	218	165					122	249			395
	B	102	66	47	117	39	120	124	49					25	161			196
	C	107	152	133	109	119	128	143	112					88	164			275
		386	417	359	399	319	449	485	326					235	574			866
COLS 39-	A	118	114	120	106	99	130	115	125					80	146			247
	B	139	82	90	128	76	136	141	82					56	167			236
		257	196	210	234	175	266	256	207					136	313			483
COLS 40-	A	85	84	80	83	69	92	91	82					58	104			178
	B	69	63	52	68	43	78	80	58					28	103			150
	C	231	130	139	208	103	245	237	128					78	277			383
		385	277	271	359	215	415	408	268					164	484			711
COLS 41-	A	69	47	58	55	48	64	69	53					34	80	89		124
	B	52	49	42	56	34	62	51	56					38	58	113		113
	C	33	59	65	27	52	35	26	68					50	38	63		96
	D	44	47	40	50	33	56	44	48					30	56	72		92
	E	48	61	56	49	58	52	47	66					43	61	80		118
		246	263	261	237	225	269	237	291					195	293	394		543
COLS 42-	A	80	80	69	81	63	95	95	71				56	103				169
	B	141	99	85	144	82	151	159	87				51	190				254
	C	92	203	170	104	154	126	128	172				137	137				310
	D	129	108	88	142	93	141	156	89				61	173				248
	E	108	212	178	125	147	165	158	173				135	167	0	0	0	349
		550	702	590	596	539	678	696	592				440	770	0	0	0	1330
COLS 43-	A	120	266	271	105	244	129	154	239									407
	B	129	227	216	122	187	150	161	196									371
	C	146	160	152	144	145	147	190	122									321
	D	141	262	237	146	220	166	180	229									423
	E	96	167	148	101	139	113	123	138									272
		632	1082	1024	618	935	705	808	924									1794
COLS 44-	A	198	126	95	219	84	233	242	88					59	282			348
	B	164	84	71	161	56	183	184	66					31	215			259
	C	194	110	76	219	63	245	236	78					49	270			327
	D	158	115	94	162	86	179	190	91					57	220			301
	E	224	86	70	222	64	240	231	78					45	270			325
	F	125	133	127	118	112	139	143	118					71	181			268
	G	107	111	90	118	77	135	133	86					61	157			229
	H	127	153	147	115	129	141	139	143					88	188			299
	I	101	201	166	115	164	129	129	179					126	175			314
	J	119	197	203	101	180	124	149	170				0	0	148	158		332
	K	66	133	120	72	110	79	80	119				0	0	82	114		206
		1583	1449	1259	1626	1125	1827	1856	1216				0	0	817	2230		3208

* - OFFICIAL RESULTS - *

* - GENERAL ELECTION - NOVEMBER 3, 1998 - FRANKLIN COUNTY, OHIO - *

ATTORNEY GENERAL		AUDITOR OF STATE		TREASURER OF STATE		UNITED STATES SENATOR		REPRESENTATIVE TO CONGRESS (15TH DIST)		STATE SENATOR (03RD DIST)		STATE SENATOR (15TH DIST)		STATE REPRESENTATIVE (21ST DIST)	TOTAL VOTE
(Vote for 1)		(Vote for 1)		(Vote for 1)		(Vote for 1)		(Vote for 1)		(Vote for 1)		(Vote for 1)		(Vote for 1)	
(DEM)	(REP)	(REP)	(DEM)	(REP)	(DEM)	(DEM)	(REP)	(DEM)	(REP)	(REP)	(DEM)	(REP)	(DEM)	(DEM)	
R I C H A R D D Y	B E A T R I C E D O M E R Y	J E M M O	L O U I S I S K E	J O E P H S	J O O N O F A R I O	M A R Y L E O	G O O R N G O V I C H	A D A M C L A Y	K E V I N O R	D E B O R A H	B R O U G H C E S O E N	D E B O R A H	B E S P E R Y	O B E A T T Y J R	
COLS 45- A	113	134	115	121	115	124	139	103			87	147			253
B	148	180	146	172	131	186	178	153			107	214			343
C	238	200	180	241	155	276	275	168			135	291			454
D	67	136	118	72	113	81	86	117			105	90			211
E	81	126	114	82	103	93	96	113			88	104			212
F	150	174	159	146	147	165	178	149			117	193			335
G	93	211	205	93	190	107	115	193			166	133			312
H	127	322	314	117	272	164	158	304			240	186			471
I	117	254	226	125	194	165	162	219			171	190			389
J	127	255	232	130	203	165	145	235			182	177			391
K	78	209	197	80	167	111	116	174			148	125			297
	1339	2201	2006	1379	1790	1637	1648	1928			1546	1850			3668
COLS 46- A	133	248	228	135	209	159	162	217			178	179			387
B	173	397	379	164	350	203	218	371			315	239			596
C	142	293	271	139	250	171	182	261			208	212			450
D	138	206	167	154	151	184	166	180			129	204			357
E	126	223	209	128	185	154	155	196			159	173			366
F	69	189	170	76	158	90	81	179			149	96			270
G	99	108	105	93	96	105	101	105			94	107			216
H	148	238	217	153	199	174	175	213			167	208			402
I	212	361	328	223	298	251	248	329			261	291			601
	1240	2263	2074	1265	1896	1491	1488	2051			1660	1709			3645
COLS 47- A	177	239	216	173	201	199	221	206					136	263	445
B	157	101	88	155	74	172	169	88					56	197	271
C	177	188	190	155	168	186	199	165					115	242	382
D	157	195	173	156	145	191	187	172					89	256	373
E	122	198	174	130	155	158	151	172					104	207	336
F	113	125	112	114	105	124	128	109					84	142	251
	903	1046	953	883	848	1030	1055	912					584	1307	2058
COLS 48- A	132	53	52	127	53	131	143	50					34	157	198
B	126	107	83	134	64	151	148	87					54	176	244
C	232	150	113	244	103	268	279	121					56	343	422
D	221	145	101	246	84	280	263	117					58	334	406
E	85	86	77	87	71	89	100	69					52	116	178
F	225	138	105	229	80	271	258	114					62	308	395
	1021	679	531	1067	455	1190	1191	558					316	1434	1843
COLS 49- A	208	313	270	219	251	246	259	273			0	0	198	298	556
B	191	274	262	181	223	222	219	250					199	252	483
C	155	188	172	151	167	168	185	166					138	207	370
D	143	202	177	141	152	176	189	165					150	187	366
E	81	133	129	82	109	103	98	120			99	111			231
	778	1110	1010	774	902	915	950	974			99	111			2006
COLS 50- A	245	79	29	251	22	282	284	46					18	337	369
B	302	68	45	322	39	335	346	47					22	385	423
C	173	84	57	182	51	196	194	67					32	236	279
D	53	133	123	55	105	76	82	110					77	102	196
	773	364	254	810	217	889	906	270					149	1060	1267

* - OFFICIAL RESULTS - *

* - GENERAL ELECTION - NOVEMBER 3, 1998 - FRANKLIN COUNTY, OHIO - *

		ATTORNEY GENERAL		AUDITOR OF STATE		TREASURER OF STATE		UNITED STATES SENATOR		REPRESENTATIVE TO CONGRESS (15TH DIST)		STATE SENATOR (03RD DIST)		STATE SENATOR (15TH DIST)		STATE REPRESENTATIVE (21ST DIST)		TOTAL VOTE
		(Vote for 1)		(Vote for 1)		(Vote for 1)		(Vote for 1)		(Vote for 1)		(Vote for 1)		(Vote for 1)		(Vote for 1)		
		(DEM)	(REP)	(REP)	(DEM)	(REP)	(DEM)	(DEM)	(REP)	(DEM)	(REP)	(DEM)	(REP)	(DEM)	(REP)	(DEM)	(DEM)	
		RICHARD ARADY	MONTE GOMERY	JIM TRO	LESLIE SKENE	JERRY HART	JUDITH HOFFMAN	MARYLENE O'NEILL	GEORGE VIVICH	AMILLER	KENNETH INGRAM	DEBRAH PERRY	BRIAN JOHNSON	DEBRAH PERRY	BRYAN RYAN	BRYAN RYAN	BEATRICE JONES	
COLS 51-	A	293	99	65	311	63	341	342	81									
	B	169	67	48	169	42	186	199	46					43	379			446
	C	303	92	53	321	44	348	334	69					26	223			267
	D	183	72	47	199	40	216	211	51					24	399			444
		948	330	213	1000	189	1091	1086	247					23	247			289
														116	1248			1446
COLS 52-	A	158	343	336	147	290	191	191	328									
	B	173	302	299	150	257	202	219	271			256	229					536
	C	163	301	266	169	233	202	200	263			225	228					503
	D	189	149	125	207	103	235	230	116			208	210					481
	E	171	119	99	176	67	207	204	84			88	257					362
	F	164	259	242	170	217	200	204	221			57	222					300
	G	81	88	91	78	76	94	86	86			176	242					448
		1099	1561	1458	1097	1243	1331	1334	1369			62	102					179
																		2809
COLS 53-	A	106	267	257	99	237	132	121	252									
	B	83	307	288	81	275	96	124	274			197	158					392
	C	126	305	296	119	271	143	158	287			240	123					406
	D	145	317	298	144	262	180	200	269			243	175					455
	E	109	276	249	119	228	146	140	251			227	214					485
	F	65	91	80	71	71	84	75	88			202	164					407
	G	114	159	142	118	131	128	141	132			58	90					167
	H	55	83	80	55	65	69	67	74			113	140					280
	I	115	293	268	113	251	135	146	264			60	76					280
		918	2098	1958	919	1791	1113	1172	1891			202	180					145
																		422
												1542	1320					3159
COLS 54-	A	121	207	189	122	159	157	145	193									
	B	118	235	226	110	204	138	162	209			141	172					344
	C	122	194	172	127	151	156	150	171			155	175					381
	D	132	286	271	130	239	161	172	253			135	163					329
	E	110	162	153	100	133	120	123	146			202	198					443
	F	168	258	256	154	220	184	191	242			120	133					283
		771	1342	1267	743	1106	916	943	1214			188	207					451
												941	1048					2231
COLS 55-	A	141	77	72	135	51	164	159	66									
	B	177	67	49	188	43	193	207	45					34	202			246
	C	212	71	52	215	35	243	241	52					29	223			265
	D	227	78	68	229	45	251	259	52					21	267			313
		757	293	241	767	174	851	866	215					31	283			324
																		1148
COLS 56-	A	132	114	101	135	86	157	155	94									
	B	127	48	35	126	32	142	146	30					61	185		201	256
	C	153	73	47	167	46	178	173	53					18	163		163	192
	D	141	34	17	153	14	155	151	21					23	205		212	245
	E	372	106	57	398	44	425	419	75					6	168		164	188
	F	295	74	56	287	44	316	312	66					16	507		497	536
	G	247	66	35	248	34	262	262	55					14	372		361	399
	H	202	70	50	213	36	232	238	45					15	309		306	338
	I	115	191	182	108	171	122	126	186					21	260		258	293
		1784	776	580	1835	507	1989	1982	625					135	167		212	326
														309	2336		2374	2773

* - OFFICIAL RESULTS - *

* - GENERAL ELECTION - NOVEMBER 3, 1998 - FRANKLIN COUNTY, OHIO - *

ATTORNEY GENERAL		AUDITOR OF STATE		TREASURER OF STATE		UNITED STATES SENATOR		REPRESENTATIVE TO CONGRESS (15TH DIST)		STATE SENATOR (03RD DIST)		STATE SENATOR (15TH DIST)		STATE REPRESENTATIVE (21ST DIST)	TOTAL VOTE
(Vote for 1)		(Vote for 1)		(Vote for 1)		(Vote for 1)		(Vote for 1)		(Vote for 1)		(Vote for 1)		(Vote for 1)	
(DEM)	(REP)	(REP)	(DEM)	(REP)	(DEM)	(DEM)	(REP)	(DEM)	(REP)	(REP)	(DEM)	(DEM)	(DEM)	(DEM)	
R C I O C H A R A R D Y	B M O N T N T T G O M E R Y	J P I E M T R O	L S O U R I S K E	J D O K E R P R H S T	J D O O N O F A R I O	M B A O Y R Y L O	G V E O I O I R N G O E V I C H	A D I L L A M L E R C L A Y	K N E S T I N O R	D P R Y B O C R E A H	B J R O U H C N S O N	D P A B Y B R N E A	B C O R N E R R L Y J	B E S P Y	O B E A T T Y J R
COLS 57- A	137	175	156	135	150	151	165	151							322
B	116	175	154	124	145	137	143	151							301
C	136	276	263	134	243	163	165	260							435
D	187	380	383	157	333	205	217	357							596
E	81	154	146	73	128	96	101	134							244
F	98	282	267	89	245	111	104	276							386
G	139	232	230	124	209	148	151	225							389
H	171	435	431	152	387	196	188	434							641
	1065	2109	2030	988	1840	1207	1234	1988							3314
COLS 58- A	167	215	193	168	187	186	201	192				141	243		411
B	163	299	299	135	258	189	201	269				198	255		497
C	144	246	263	104	247	127	152	242				190	186		403
D	143	210	201	132	188	153	175	181				129	220		371
E	161	335	334	136	291	170	195	304				234	241		522
F	177	274	267	159	229	200	197	270				189	254		487
G	132	167	157	117	141	147	158	143				106	180		314
H	147	243	264	105	235	133	132	257				176	203		407M
	1234	1989	1978	1056	1776	1305	1411	1858				1363	1782		3412
COLS 59- A	117	315	308	103	266	146	155	281							448
B	115	310	300	104	266	135	136	296							444
C	117	218	219	105	196	127	126	220							363
D	90	209	199	88	178	110	105	201							312
E	34	76	80	25	71	38	39	72							112
F	120	240	237	101	212	126	133	229							377
	593	1368	1343	526	1189	682	694	1299							2056
COLS 60- A	103	282	282	93	252	124	129	262							398
B	92	305	290	87	268	111	124	274							416
C	135	428	406	122	382	150	153	411							583
D	126	367	340	120	308	157	152	339							506
E	100	226	227	83	204	112	117	221							345
F	126	381	377	103	369	125	140	377							528
G	51	167	171	37	142	64	62	158							227
	733	2156	2093	645	1925	843	877	2042							3003
COLS 61- A	99	192	169	98	153	125	125	169			122	153			309
B	118	183	161	124	148	143	137	172			122	170			314
C	124	163	144	129	126	154	139	155			111	166			303
D	143	332	309	151	287	174	189	289			241	213			495
	484	870	783	502	714	596	590	785			596	702			1421
COLS 62- A	77	189	191	69	166	91	87	186			140	116			277
B	131	195	189	127	160	158	146	189			136	180			341
C	136	268	253	139	236	158	165	244			198	187			426
D	77	160	142	85	136	92	97	142			103	121			242
E	83	243	224	81	207	109	99	235			177	137			341
F	132	186	172	134	149	159	160	164			115	183			334
G	114	192	168	127	136	163	146	163			122	180			321
H	142	203	191	143	180	151	158	201			147	185			370
I	111	279	265	95	231	139	125	275			208	157			408
	1003	1915	1795	1000	1601	1220	1183	1799			1346	1446			3060

* - OFFICIAL RESULTS - *

* - GENERAL ELECTION - NOVEMBER 3, 1998 - FRANKLIN COUNTY, OHIO - *

ATTORNEY GENERAL		AUDITOR OF STATE		TREASURER OF STATE		UNITED STATES SENATOR		REPRESENTATIVE TO CONGRESS (15TH DIST)			STATE SENATOR (03RD DIST)		STATE SENATOR (15TH DIST)		STATE REPRESENTATIVE (21ST DIST)	TOTAL VOTE
(Vote for 1)		(Vote for 1)		(Vote for 1)		(Vote for 1)		(Vote for 1)			(Vote for 1)		(Vote for 1)		(Vote for 1)	
(DEM)	(REP)	(REP)	(DEM)	(REP)	(DEM)	(DEM)	(REP)	(DEM)	(REP)	(DEM)	(REP)	(DEM)	(REP)	(DEM)	(DEM)	
R C O R D H A R R A D Y	B M O N T G O M E R R Y	J P I M T R O	L S O U R I S K E	J D O E T T H S	J D O O N O N O F A R I O	M B A O Y L E	G V G E O I R N G O E V I C H	A M D I L M L E R	K N E V I N T O R	D P R Y C O C E	B J R O U H C N S O N	D P E A B Y R N E	B C E V R E R L Y	B E K N S P Y	O B T E A T O T Y	
COLS 63- A	117	402	405	97	373	129	155	372								539
B	98	323	313	89	286	120	115	314								442
C	146	415	391	148	358	178	200	370								586
D	70	195	194	60	161	91	81	188								277
E	104	291	271	103	273	102	117	290								424
F	117	255	229	119	215	131	141	232								380
G	94	287	290	68	256	110	107	289								411
H	76	176	164	72	141	96	94	167								268
I	50	139	137	47	122	62	59	133								195
J	68	194	184	67	170	87	69	195								284
	940	2677	2578	870	2355	1106	1138	2550								3806
COLS 64- A	77	287	274	67	270	89	96	275								391
B	95	318	304	93	275	118	123	305								437
C	103	276	267	97	240	119	119	269								404
D	127	353	338	117	306	150	143	344								498
E	118	313	301	111	267	141	127	313								456
F	105	357	351	91	329	118	112	354								488
G	61	133	125	61	122	68	72	124								202
	686	2037	1960	637	1809	803	792	1984								2877
COLS 65- A	79	205	196	75	171	98	83	203			159	105				293
B	63	244	229	65	204	89	76	239			187	106				321
C	95	256	233	99	217	116	108	250			189	129				364
D	112	260	254	100	235	124	136	246			207	151				389
E	104	320	306	91	266	129	118	314			241	142				440
F	78	220	215	77	196	91	84	217			174	101				306
G	117	335	326	107	291	136	140	326			258	163				474
	648	1840	1759	614	1580	783	745	1795			1415	897				2587
COLS 66- A	112	224	227	100	204	130	123	216			175	150				347
B	115	175	156	116	148	128	135	154			118	149				300
C	121	339	324	113	304	148	151	313			255	184				481
D	119	312	293	120	279	148	146	301			255	161				454
E	96	269	264	82	245	101	123	247			222	120				392
	563	1319	1264	531	1180	655	678	1231			1025	764				1974
COLS 67- A	122	278	245	138	225	159	131	277								423
B	138	299	286	130	272	153	157	286								460
C	117	207	199	111	176	129	121	204								341
D	106	130	124	99	114	114	112	127								248
E	156	337	224	144	193	176	174	224								421
F	185	347	349	140	312	185	186	357								565
G	124	224	225	106	198	134	150	204								376
H	132	250	247	112	226	143	134	252								407
I	101	256	246	90	206	135	128	229								379
J	105	228	227	82	197	106	131	216								370
K	84	183	173	77	152	99	106	167								294
	1370	2639	2535	1229	2271	1533	1530	2543								4284
COLS 68- A	122	143	125	127	110	153	155	115			89	164				279
B	90	99	77	98	71	107	107	83			61	123				196
C	105	143	143	98	125	118	119	132			104	134				257
D	118	101	91	120	78	134	127	95			64	144				228
	435	486	436	443	384	512	508	425			318	565				960

* - OFFICIAL RESULTS - *

* - GENERAL ELECTION - NOVEMBER 3, 1998 - FRANKLIN COUNTY, OHIO - *

ATTORNEY GENERAL		AUDITOR OF STATE		TREASURER OF STATE		UNITED STATES SENATOR		REPRESENTATIVE TO CONGRESS (15TH DIST)		STATE SENATOR (03RD DIST)		STATE SENATOR (15TH DIST)		STATE REPRESENTATIVE (21ST DIST)	TOTAL VOTE
(Vote for 1)		(Vote for 1)		(Vote for 1)		(Vote for 1)		(Vote for 1)		(Vote for 1)		(Vote for 1)		(Vote for 1)	
(DEM)	(REP)	(REP)	(DEM)	(REP)	(DEM)	(DEM)	(REP)	(DEM)	(REP)	(REP)	(DEM)	(REP)	(DEM)	(DEM)	
R I C H A R D Y	B M O N T G O M E R Y	J I M M O	L S O U R I S K E	J O E P R E H S	J D O O N O F A R I O	M A O Y L E O	G V K O I R N G O E V I C H	A M D I L M L E C L A Y	K N E S T O R	D P R Y B O C E R A H	B J R O H C N S O E N	D P A B Y R N E A	B C O R N E R L Y J	B E S P Y	O B E T A O T Y J R
COLS 69- A	116	335	327	101	299	130	139	317							
B	48	161	152	46	139	59	63	148							473
C	126	347	356	102	321	137	145	332							216
D	144	314	342	110	288	165	171	308							487
E	85	257	255	71	223	103	106	244							490
F	89	315	312	79	267	119	118	295							360
G	62	228	223	65	207	76	81	220							427
H	51	209	199	54	173	68	71	195							308
I	89	352	332	86	305	114	105	347							279
	810	2518	2498	714	2222	971	999	2406							459
COLS 70- A	126	290	278	113	265	141	148	273							
B	122	282	276	102	255	130	156	257							432
C	149	356	339	128	295	188	189	324							423
D	169	417	403	161	376	191	203	395							530
E	99	168	153	104	142	119	124	153							616
	665	1513	1449	608	1333	769	820	1402							289
COLS 71- A	57	180	182	48	151	79	72	172			141	80			
B	85	171	170	74	155	92	90	169			131	106			247
C	60	141	141	57	129	67	72	134			114	85			263
D	75	225	210	69	187	94	87	228			166	109			209
E	80	275	276	74	253	96	88	274			229	113			320
F	97	323	286	117	268	139	128	301			240	168			369
G	79	192	198	65	189	72	89	187			240	168			434
H	130	249	243	116	225	138	134	254			155	102			280
I	83	187	180	82	169	94	95	212			190	170			404
J	97	238	212	102	181	136	132	180			134	124			279
K	82	234	233	69	210	94	84	243			171	150			350
L	70	217	218	57	190	81	83	209			181	118			331
	995	2632	2549	930	2307	1182	1154	2563			168	106			299
COLS 72- A	95	325	321	85	283	120	116	316			265	130			
B	85	296	294	76	267	101	102	288			242	109			437
C	98	308	311	83	282	113	102	312			270	112			394
D	137	323	335	101	295	143	127	341			287	153			421
E	91	364	370	70	325	125	99	369			321	113			477
F	81	322	306	73	283	110	110	301			261	118			477
	587	1938	1937	488	1735	712	656	1927			261	118			420
COLS 73- A	164	308	299	151	281	177	187	290			238	220			
B	82	201	188	86	168	104	102	183			148	124			485
C	110	350	349	97	299	141	134	337			177	169			289
D	85	201	195	79	173	105	98	190			177	104			480
E	93	331	304	99	268	132	128	306			239	162			294
F	85	252	242	84	210	108	92	252			214	110			439
G	73	205	197	69	180	91	91	195			156	117			353
H	98	308	307	87	268	120	120	295			254	136			425
	790	2156	2081	752	1847	978	952	2048			1702	1142			3052

* - OFFICIAL RESULTS - *

* - GENERAL ELECTION - NOVEMBER 3, 1998 - FRANKLIN COUNTY, OHIO - *

	ATTORNEY GENERAL		AUDITOR OF STATE		TREASURER OF STATE		UNITED STATES SENATOR		REPRESENTATIVE TO CONGRESS (15TH DIST)			STATE SENATOR (03RD DIST)		STATE SENATOR (15TH DIST)		STATE REPRESENTATIVE (21ST DIST)	TOTAL VOTE	
	(Vote for 1)		(Vote for 1)		(Vote for 1)		(Vote for 1)		(Vote for 1)			(Vote for 1)		(Vote for 1)		(Vote for 1)		
	(DEM)	(REP)	(REP)	(DEM)	(REP)	(DEM)	(DEM)	(REP)	(DEM)	(REP)	(REP)	(DEM)	(REP)	(DEM)	(DEM)			
	R I C H A R D A R D Y	B M O N T T C O M M E R Y	J I M	L S T R I K E	J D O S T E R S	J D O N O F R I O	M A O Y L E	G V O O I N G O V I C H	A M D I L L E R C L A Y	K N E S T O R	D E B O R A H	B J R O H N C E S O N	D P A B Y N E	B C O R N E R L Y	B E S P Y	O B E A T T Y J R		
COLS 74-	A B C D E F G H																	
	110	268	260	101	239	122	117	267				208	150					394
	76	314	303	66	261	103	87	313				249	112					414
	113	400	384	103	359	120	131	390				307	158					548
	76	192	181	79	157	99	79	194				134	121					279
	66	182	174	62	147	95	84	177				127	103					267
	59	208	187	61	178	78	77	195				163	90					278
	82	244	238	70	216	90	97	239				186	119					343
	86	337	310	89	276	122	105	325				256	137					443
	668	2145	2037	631	1833	829	777	2100				1630	990					2966
DUBLIN 1-	A B C D E																	
	154	389	382	138	346	179	174	379										567
	119	590	581	103	533	147	137	601										756
	79	451	439	69	415	91	101	442										555
	79	411	383	80	364	105	95	397										516
	110	559	559	81	517	130	118	558										698
	541	2400	2344	471	2175	652	625	2377										3092
DUBLIN 2-	A B C D E																	
	110	429	406	102	359	145	146	402										560
	101	333	326	85	289	121	114	330										461
	54	234	226	41	208	59	70	219										300
	111	397	388	107	359	130	129	388										533
	75	340	318	69	289	108	88	335										441
	451	1733	1664	404	1504	563	547	1674										2295
DUBLIN 3-	A																	
	73	457	453	64	431	88	89	448										543
	73	457	453	64	431	88	89	448										543
DUBLIN 4-	A B C D E F																	
	71	387	348	67	323	95	80	398										491
	69	366	355	58	324	92	83	374										463
	93	434	432	67	389	108	88	446										547
	96	398	388	76	331	130	110	394										521
	64	305	295	55	271	81	69	310										387
	60	227	229	47	208	60	61	235										311
	453	2117	2047	370	1846	566	491	2157										2720
FRANK	A B C D E F																	
	188	267	273	155	242	195	219	260						207	245			505
	143	203	194	128	186	147	177	174										371
	137	290	258	131	239	160	183	245										453
	170	233	200	167	180	203	213	191						148	230			444
	164	232	209	155	188	189	196	203						171	208			444
	82	70	62	82	63	85	87	66										172
	884	1295	1196	818	1098	979	1075	1139						526	683			2376
GAH 1-	A B C D E F																	
	136	263	255	122	221	161	154	257				189	192					432
	113	270	230	128	227	134	146	233				183	192					397
	126	392	357	134	314	174	163	374				246	244					561
	128	236	226	112	201	146	163	211				175	180					393
	143	377	350	137	314	178	163	360				252	243					544
	71	176	149	89	140	108	111	151				110	136					273
	717	1714	1567	722	1417	901	900	1586				1155	1187					2600

* - OFFICIAL RESULTS - *

* - GENERAL ELECTION - NOVEMBER 3, 1998 - FRANKLIN COUNTY, OHIO - *

		ATTORNEY GENERAL		AUDITOR OF STATE		TREASURER OF STATE		UNITED STATES SENATOR		REPRESENTATIVE TO CONGRESS (15TH DIST)			STATE SENATOR (03RD DIST)		STATE SENATOR (15TH DIST)		STATE REPRESENTATIVE (21ST DIST)	TOTAL VOTE
		(Vote for 1)		(Vote for 1)		(Vote for 1)		(Vote for 1)		(Vote for 1)			(Vote for 1)		(Vote for 1)		(Vote for 1)	
		(DEM)	(REP)	(REP)	(DEM)	(REP)	(DEM)	(DEM)	(REP)	(DEM)	(REP)	(DEM)	(REP)	(DEM)	(REP)	(DEM)	(DEM)	
		R C O I C R D H A R A R D Y	B M O N T T G O M E R Y	J P I M E T R O	L S O U R I S K E N	J D O E S T E E P H S	J D O O N O F F I C E A R I O	M B A O Y L E	G V E O I N O V I C H	A M D I L L E R C L A Y	K N E E S T O R	D P R Y C E	B J R O H C E S O N	D P A B Y R N E A	B C O R N E R L Y	B E S P N Y	O B E A T T Y J R	
GAH 2-	A	96	265	241	98	214	131	130	241				160	190				382
	B	153	398	351	161	329	193	202	366				267	268				582M
	C	124	370	345	118	324	148	171	332				239	230				526
	D	55	207	183	57	160	85	86	176				117	128				285
	E	148	486	449	159	400	187	187	465				317	292				676
		576	1726	1569	593	1427	744	776	1580				1100	1108				2451
GAH 3-	A	112	252	251	102	234	124	132	243				196	165				386
	B	100	300	288	90	253	127	133	273				224	165				425
	C	131	374	350	139	326	155	174	350				251	240				538
	D	153	508	466	145	408	211	212	471				342	288				709
	E	88	280	272	78	253	103	109	275				208	156				393
	F	138	312	289	131	247	172	169	289				200	227				476
		722	2026	1916	685	1721	892	929	1901				1422	1241				2927
GAH 4-	A	100	362	340	93	310	125	124	345				241	200				481
	B	153	349	350	122	297	184	175	346				254	248				533
	C	126	381	353	117	316	155	163	346				267	218				528
	D	92	299	295	73	252	110	104	308				206	181				423
	E	136	421	414	114	366	164	151	420				286	274				592
	F	108	478	443	107	404	145	135	462				312	255				619M
	G	77	315	285	88	269	102	101	302				223	150				411
		792	2605	2480	714	2214	985	953	2529				1789	1526				3587
GR CTY 1-	A	176	247	279	108	264	134	162	253						202	194		441
	B	170	225	262	94	231	129	156	235						182	188		416
	C	199	356	395	119	348	162	186	381						274	250		591
	D	53	93	93	39	92	48	59	93						72	71		164
		598	921	1029	360	935	473	563	962						730	703		1612
GR CTY 2-	A	197	241	296	102	274	128	148	295						215	208		467
	B	288	332	383	189	360	218	241	375						275	309		650
	C	187	236	277	104	258	121	136	281						201	196		441
		672	809	956	395	892	467	525	951						691	713		1558
GR CTY 3-	A	222	249	296	134	275	164	193	282						198	245		498
	B	243	368	450	100	404	147	170	439						310	257		641
	C	255	328	398	125	354	166	193	388						264	275		611
	D	189	316	363	93	313	136	138	372						253	215		536
	E	157	328	353	83	307	123	131	354						264	187		520
	F	162	286	347	71	319	88	112	342						260	169		473
	G	183	300	331	120	307	142	150	338						252	206		510
		1411	2175	2538	726	2279	966	1067	2515						1801	1554		3792
GR CTY 4-	A	177	209	248	96	218	137	153	231						173	196		403
	B	182	306	329	108	287	168	162	333						237	224		538
	C	149	239	274	96	244	124	133	252						192	177		409
	D	172	222	264	97	225	132	161	234						178	184		419
	E	178	251	304	92	275	125	139	288						217	187		447
		858	1227	1419	489	1249	686	748	1338						997	968		2216

* - GENERAL ELECTION - NOVEMBER 3, 1998 - FRANKLIN COUNTY, OHIO - *

	ATTORNEY GENERAL		AUDITOR OF STATE		TREASURER OF STATE		UNITED STATES SENATOR		REPRESENTATIVE TO CONGRESS (15TH DIST)			STATE SENATOR (03RD DIST)		STATE SENATOR (15TH DIST)		STATE REPRESENTATIVE (21ST DIST)	TOTAL VOTE
	(Vote for 1)		(Vote for 1)		(Vote for 1)		(Vote for 1)		(Vote for 1)			(Vote for 1)		(Vote for 1)		(Vote for 1)	
	(DEM)	(REP)	(REP)	(DEM)	(REP)	(DEM)	(DEM)	(REP)	(DEM)	(REP)	(REP)	(DEM)	(REP)	(DEM)	(DEM)	(DEM)	
	R C I O C H R A R A R D Y	B M O N T T T G O M E R Y	J P I E M T O	L S O T U R I K E	J D O E S T P R H S T	J D O O H N O F A R I O	M B A O R Y L E O	G V E O I N G O V I C H	A M D I L L E R C L A Y	K N E S T O R	D P R Y C E O R A H	B J R O U H C N S O E N	D P A B Y R N E A	B C O R N E R L R	B E S P Y	O B E A T T Y , J R	
GRANDV	A 231 B 159 C 211 D 200 E 185 986	452 306 289 309 265 1621	444 191 264 303 232 1562	191 125 197 178 188 879	391 237 254 235 265 1333	237 183 230 220 232 1102	266 417 201 249 250 1203	417 277 263 261 223 1441									715 496 530 531 480 2752
GRVPT	A 124 B 114 C 90 328	272 221 241 734	261 121 204 109 217 85 682 315	121 109 85 682 315	246 132 176 140 198 111 620 383	132 259 140 202 111 123 216 430 677	152 259 155 202 123 216 430 677	259 202 216 677			198 173 147 166 168 138 513 477						427M 373 355 1155
HAMIL	A 156 B 58 C 136 D 136 486	218 173 225 227 843	190 157 161 55 217 123 199 148 767 483	157 55 84 91 148 148 148 483	196 167 145 75 195 147 192 161 728 550	167 203 75 162 203 185 185 753	175 203 71 162 158 203 188 185 592 753	203 162 203 185 753			150 163 131 79 160 174 157 193 598 609	12 19					405 249 382 399 1435
HAR'RG	A 66 B 66	53 53	67 41 67 41	41 67 41	65 44 65 44	44 66 44 66	55 66 55 66	66 129									129 129
HILL 1	A 69 B 59 C 76 D 115 319	175 240 296 285 996	150 75 237 49 271 84 297 91 955 299	75 49 84 91 299	137 93 204 80 246 104 263 119 850 396	93 149 80 219 104 292 290 950	100 149 90 219 91 292 290 387 950	149 219 292 290 950									255 314 396 414 1379
HILL 2	A 106 B 114 C 75 D 85 380	323 373 374 360 1430	316 94 384 77 351 73 353 78 1404 322	94 77 73 78 322	291 118 351 109 326 103 336 95 1304 425	118 311 109 372 103 364 339 950	123 311 118 372 93 364 339 950	311 372 364 339 950									438 500 465 455 1858
HILL 3	A 88 B 120 C 94 D 107 409	184 232 173 350 939	157 100 230 108 158 88 333 98 878 394	100 108 88 98 394	155 104 212 128 155 101 308 126 830 459	104 168 128 172 101 172 126 881	111 168 146 217 96 172 144 324 497 881	168 217 172 324 881									284 372 279 478 1413
HILL 4	A 114 B 116 C 95 D 59 384	321 364 375 285 1345	316 102 352 114 353 89 264 53 1285 358	102 114 89 53 358	296 124 318 147 325 110 246 77 1185 458	124 318 147 153 109 376 272 1300	131 318 153 334 109 376 272 1300	318 334 376 272 1300									463 502 492 355 1812
JACK	A 183 B 159 C 148 D 230 720	250 212 259 302 1023	252 137 239 90 271 86 365 114 1127 427	137 90 86 114 427	239 163 235 103 263 105 361 129 1098 500	163 258 103 227 128 266 358 1109	178 258 141 227 128 266 358 1109	258 227 266 358 1109									470 387 427 563 1847

* - GENERAL ELECTION - NOVEMBER 3, 1998 - FRANKLIN COUNTY, OHIO - *

		ATTORNEY GENERAL		AUDITOR OF STATE		TREASURER OF STATE		UNITED STATES SENATOR		REPRESENTATIVE TO CONGRESS (15TH DIST)		STATE SENATOR (03RD DIST)		STATE SENATOR (15TH DIST)		STATE REPRESENTATIVE (21ST DIST)	TOTAL VOTE	
		(Vote for 1)		(Vote for 1)		(Vote for 1)		(Vote for 1)		(Vote for 1)		(Vote for 1)		(Vote for 1)		(Vote for 1)		
		(DEM)	(REP)	(REP)	(DEM)	(REP)	(DEM)	(DEM)	(REP)	(DEM)	(REP)	(REP)	(DEM)	(REP)	(DEM)	(DEM)		
		R C O R D Y	B M O N T G O D M E R Y	J P I M T R O	L S O U R I S K E N	J D O E S T E P H S	J D O O N H N O F A R I O	M B A O R Y L E	G V E O I R N G O E V I V C H	A M D I L L E R	K E V I N T O R	D P E R Y B O R A H	B J R O H N S O N	D P E B Y R N E	B C E V R E R L Y	B E S P Y	O B E A T T Y J R	
JEFF	A	114	365	335	120	318	139	153	331				267	182				502
	B	114	397	382	98	367	115	137	384				316	160				539
	C	141	437	415	140	374	171	183	399				343	215				614
		369	1199	1132	358	1059	425	473	1114				926	557				1655
LOCK		22	47	42	20	40	26	33	40				29	34				77
		22	47	42	20	40	26	33	40				29	34				77
MAD	A	100	292	274	95	258	115	126	272				235	137				412
	B	114	349	337	101	302	149	154	319				263	173				486
	C	147	350	331	142	309	165	172	332				272	186				520
	D	129	300	272	128	256	157	179	260				211	202				455
	E	56	198	188	58	175	75	71	183				165	81				270
	F	172	253	249	167	223	198	228	206				174	241				450
	G	115	205	197	119	184	131	144	180				151	167				342
	H	119	269	264	113	220	153	170	226				183	185				415
		952	2216	2112	923	1927	1134	1244	1978				1654	1372				3350
MAR CL		83	194	201	62	171	100	93	194									298
		83	194	201	62	171	100	93	194									298
MIFF	A	175	131	116	176	106	191	196	119						96	207	229	324
	B	91	136	127	94	109	113	124	108						96	132	167	243
		266	267	243	270	215	304	320	227						192	339	396	567
MIN PK		157	443	422	140	383	191	192	419				347	214				641
		157	443	422	140	383	191	192	419				347	214				641
NEW AL	A	71	292	275	62	247	93	96	263				230	112				377
	B	60	266	250	61	247	70	83	250				231	81				341
	C	87	328	304	98	291	114	106	322				268	140				438
		218	886	829	221	785	277	285	835				729	333				1156
NOR	A	115	387	380	93	351	124	134	387									529
	B	84	392	383	75	347	106	102	376									490
	C	97	304	294	94	280	108	118	287									421
	D	77	227	220	74	201	96	94	211									313
		373	1310	1277	336	1179	434	448	1261									1753
OBETZ	A	97	143	137	77	125	99	114	130				93	123				260
	B	117	179	149	123	153	126	156	147				120	160				320
	C	93	166	145	93	134	109	119	144				111	131				283
		307	488	431	293	412	334	389	421				324	414				863
PERRY	A	120	438	437	103	385	149	139	438				354	172				586
	B	115	388	369	106	335	134	142	352									512
	C	58	134	130	60	116	73	67	127									201
	D	106	332	333	86	315	104	105	341				288	117				454
		399	1292	1269	355	1151	460	453	1258				642	289				1753

* - GENERAL ELECTION - NOVEMBER 3, 1998 - FRANKLIN COUNTY, OHIO - *

		ATTORNEY GENERAL (Vote for 1)		AUDITOR OF STATE (Vote for 1)		TREASURER OF STATE (Vote for 1)		UNITED STATES SENATOR (Vote for 1)		REPRESENTATIVE TO CONGRESS (15TH DIST) (Vote for 1)		STATE SENATOR (03RD DIST) (Vote for 1)		STATE SENATOR (15TH DIST) (Vote for 1)		STATE REPRESENTATIVE (21ST DIST) (Vote for 1)			
		(DEM)	(REP)	(REP)	(DEM)	(REP)	(DEM)	(DEM)	(REP)	(DEM)	(REP)	(REP)	(DEM)	(REP)	(DEM)	(DEM)			
		R C I O C H A R A R A D Y	B M E O N T T G O M E R Y	J P E T I M T R O	L S O U R I S K E	J D O S S E P H S	J D O H N O F A R I O	M B O Y R Y L E O	G V O I R G O V I C H	A D A M L L E R C L A Y	K E V I N T O R	D E B O R A H	P R Y C E	B J R O H N S O N	D E P A Y N E	B O R N E R L Y	B E S P Y	O B E A T T Y J R	TOTAL VOTE
PLAIN	A	74	177	180	60	165	72	95	169					150	92				275
	B	74	207	188	79	179	94	109	175					149	112				297
	C	67	271	246	67	242	74	82	257					217	103				355
		215	655	614	206	586	240	286	601					516	307				927
PLEAS	A	136	207	230	88	217	107	136	222										374
	B	151	263	296	96	270	112	141	278										448
	C	174	241	253	112	266	115	163	252										433
	D	196	319	352	121	309	161	190	320										540
	E	115	265	265	85	268	89	121	261										398
	F	108	130	123	102	131	95	119	124										260
		880	1425	1519	604	1461	679	870	1457										2453
PRAIR	A	53	222	200	61	187	74	76	202										284
	B	176	315	291	169	269	197	201	302										534
	C	140	259	267	109	249	135	152	261										429M
	D	185	335	338	152	315	179	215	304										545
	E	133	235	247	107	236	117	136	240										393
	F	158	278	260	150	249	168	196	251										470
	G	128	274	270	98	245	129	152	257										426
	H	118	175	174	107	170	116	121	181										319
	I	189	249	233	170	217	196	224	215										471
	J	115	145	136	109	132	122	131	127										282
	K	93	165	179	69	172	76	98	169										288
	L	74	183	169	71	152	91	79	182										266
		1562	2835	2764	1372	2593	1600	1781	2691										4707
REYNS 1-	A	136	336	320	132	292	169	171	319					249	208				515
	B	151	419	398	157	365	185	195	385					322	227				594
	C	65	142	140	61	115	80	79	129					101	93				219
	D	114	300	273	120	245	145	135	282					218	167				430
	E	142	329	322	126	299	158	173	304					266	172				494
		608	1526	1453	596	1316	737	753	1419					1156	867				2252
REYNS 2-	A	90	287	275	90	243	121	123	262					227	136				401
	B	115	194	193	100	168	120	127	186					139	155				326
	C	74	181	166	80	161	87	100	162					143	106				265
	D	110	267	254	102	240	126	137	246					203	157				396
	E	102	226	202	105	194	122	130	204					168	144				345
	F	104	250	235	107	217	133	137	229					194	154				377
		595	1405	1325	584	1223	709	754	1289					1074	852				2110
REYNS 3-	A	116	329	304	113	266	152	148	305					233	179				460
	B	121	329	326	102	285	136	152	304					258	163				471
	C	119	331	319	111	279	151	156	299					260	170				465
	D	113	297	271	120	256	137	157	263					218	166				435
		469	1286	1220	446	1086	576	613	1171					969	678				1831
REYNS 4-	A	91	176	162	95	159	101	122	154					136	128				280
	B	91	150	143	84	131	102	106	142					120	109				251
	C	104	266	253	103	222	135	142	233					199	159				385
	D	91	273	256	88	243	101	135	235					203	147				381
	E	51	108	106	48	96	58	61	100					82	71				165
		428	973	920	418	851	497	566	864					740	614				1462

* - OFFICIAL RESULTS - *

* - GENERAL ELECTION - NOVEMBER 3, 1998 - FRANKLIN COUNTY, OHIO - *

	ATTORNEY GENERAL		AUDITOR OF STATE		TREASURER OF STATE		UNITED STATES SENATOR		REPRESENTATIVE TO CONGRESS (15TH DIST)			STATE SENATOR (03RD DIST)		STATE SENATOR (15TH DIST)		STATE REPRESENTATIVE (21ST DIST)	TOTAL VOTE
	(Vote for 1)		(Vote for 1)		(Vote for 1)		(Vote for 1)		(Vote for 1)			(Vote for 1)		(Vote for 1)		(Vote for 1)	
	(DEM)	(REP)	(REP)	(DEM)	(REP)	(DEM)	(DEM)	(REP)	(DEM)	(REP)	(DEM)	(REP)	(DEM)	(REP)	(DEM)	(DEM)	
	R I C H A R D D Y	B M O N T G O M E R Y	J I M M O	L S T R I K E	J D O E T S E E H S	J D O O N O F A R I O	M A O Y L E	G V E O I R N G O V I C H	A D I L A M L E R C L A Y	K N E S T I N O R	D E R B Y C O R A H	B J R O H C U N E S O N	D P A B Y N E A	B C O R N E R L Y	B E S P N Y	O B E A T T Y J R	
RIVERL	65	160	148	58	136	68	88	142									237
	65	160	148	58	136	68	88	142									237
SHARON - A	129	279	266	122	247	149	157	257				215	170				426
B	141	273	268	122	235	169	174	254				9	6				452
	270	552	534	244	482	318	331	511				224	176				878
TRURO - A	14	64	59	18	58	19	19	61				62	18				84
B	87	193	185	86	173	95	106	179				158	108				292
	101	257	244	104	231	114	125	240				220	126				376
UP ARL 1 - A	153	321	329	126	288	161	188	295									495
B	130	324	318	113	278	148	160	308									482
C	86	267	260	70	239	97	96	263									373
D	94	234	237	74	204	102	96	235									342
E	138	380	381	116	342	143	137	380									540
F	96	292	319	72	288	96	104	315									430
	697	1818	1844	571	1639	747	781	1796									2662
UP ARL 2 - A	118	374	365	103	335	122	142	367									517
B	35	194	195	30	177	37	36	193									234
C	112	350	370	87	329	120	131	335									479
D	146	403	415	111	377	148	150	407									578
E	99	282	270	92	241	121	117	264									394
	510	1603	1605	423	1459	548	576	1566									2202
UP ARL 3 - A	120	384	400	83	358	117	117	391									524
B	104	251	242	93	218	124	129	235									381
C	141	333	340	112	306	143	150	335									498
D	145	387	392	114	363	153	171	377									560
E	97	258	241	90	227	109	128	232									368
	607	1613	1615	492	1472	646	695	1570									2331
UP ARL 4 - A	110	284	288	85	258	115	135	272									422
B	132	343	341	113	310	139	156	328									497
C	141	329	325	126	295	154	169	303									498
D	97	293	293	78	264	101	124	269									404
E	101	396	382	87	350	125	136	370									520
	581	1645	1629	489	1477	634	720	1542									2341
UP ARL 5 - A	131	362	360	111	322	149	168	332									521
B	92	414	414	76	395	101	106	414									530M
C	113	331	335	88	310	122	125	320									461
D	82	306	302	70	293	82	94	293									404
E	84	244	255	62	230	83	91	239									338
F	103	347	359	78	327	104	107	341									461
	605	2004	2025	485	1877	641	691	1939									2715

* - OFFICIAL RESULTS - *

* - GENERAL ELECTION - NOVEMBER 3, 1998 - FRANKLIN COUNTY, OHIO - *

	ATTORNEY GENERAL		AUDITOR OF STATE		TREASURER OF STATE		UNITED STATES SENATOR		REPRESENTATIVE TO CONGRESS (15TH DIST)			STATE SENATOR (03RD DIST)		STATE SENATOR (15TH DIST)		STATE REPRESENTATIVE (21ST DIST)	TOTAL VOTE
	(Vote for 1)		(Vote for 1)		(Vote for 1)		(Vote for 1)		(Vote for 1)			(Vote for 1)		(Vote for 1)		(Vote for 1)	
	(DEM)	(REP)	(REP)	(DEM)	(REP)	(DEM)	(DEM)	(REP)	(DEM)	(REP)	(DEM)	(REP)	(DEM)	(REP)	(DEM)	(DEM)	
	R C I O C H A R A R D Y	B M E O N T T G O M E R Y	J P I E T R O	L S O U R I S K E	J D O S T E E P R S	J D O H N O F A R T I O	M B A O Y L E	G V E O I N G O V I C H	A M D I L L E R C L A Y	K N E S S I N O R	D P E R Y C E	B J R O H C E E S O N	D P A Y B R A N E	B C O R N E R L Y	B E S P Y	O B E A T I V I T Y J R	
UP ARL 6-	A 132	392	404	97	373	130	158	371									547
	B 111	337	335	104	312	122	126	330									465
	C 85	330	326	74	305	100	106	316									434
	D 66	296	297	50	271	64	80	289									377
	E 106	321	328	81	310	98	111	326									442
	F 64	353	351	57	339	65	71	345									423
	G 105	364	365	79	341	107	110	369									490
	669	2393	2406	542	2251	686	762	2346									3178
URB' ST	76	35	18	90	17	89	90	26					11	104			124
	76	35	18	90	17	89	90	26					11	104			124
V'VIEW	64	125	105	68	99	74	84	99									192
	64	125	105	68	99	74	84	99									192
WASH	77	286	265	80	252	93	115	255									376
	77	286	265	80	252	93	115	255									376
WESTV 1-	A 98	294	273	100	256	123	134	269				245	135				413M
	B 61	294	264	66	248	91	94	274				238	99				373
	C 99	282	272	95	258	112	122	268				222	145				399
	D 96	294	281	92	266	117	118	284				237	138				416
	E 86	290	271	90	260	99	109	276				232	130				389
	440	1454	1361	443	1288	542	577	1371				1174	647				1990
WESTV 2-	A 68	387	366	69	330	105	95	368				328	112				478
	B 99	414	416	78	370	124	120	395				364	123				523
	C 88	312	297	80	279	97	111	292				259	114				413
	D 62	327	318	63	287	87	80	314				276	98				398
	E 123	427	426	97	381	139	135	421				355	166				562
	F 98	420	406	92	367	130	141	391				334	157				542
	538	2287	2229	479	2014	682	682	2181				1916	770				2916
WESTV 3-	A 104	271	252	94	238	124	120	257				219	139				389
	B 77	253	246	71	220	104	98	235				205	115				341
	C 72	228	223	59	193	86	74	225				177	104				312
	D 107	243	228	106	219	124	122	241				194	145				371
	E 49	152	131	45	120	60	60	144				110	76				218
	409	1147	1080	375	990	498	474	1103				905	579				1631
WESTV 4-	A 89	311	313	72	283	105	94	307				258	118				413
	B 115	360	353	106	316	139	150	336				300	155				492
	C 76	339	321	73	304	87	82	340				276	115				429
	D 93	390	380	88	335	127	111	376				332	131				495
	373	1400	1367	339	1238	458	437	1359				1166	519				1829
WESTV 5-	A 115	257	260	96	239	120	138	239				211	142				387
	B 91	169	149	97	137	116	114	153				121	130				274
	C 88	271	264	76	260	87	112	260				236	109				378
	D 76	304	292	76	252	109	112	277				234	124				400
	E 116	372	352	116	324	148	164	335				292	172				513
	486	1373	1317	461	1212	580	640	1264				1094	677				1952

* - OFFICIAL RESULTS - *

* - GENERAL ELECTION - NOVEMBER 3, 1998 - FRANKLIN COUNTY, OHIO - *

	ATTORNEY GENERAL		AUDITOR OF STATE		TREASURER OF STATE		UNITED STATES SENATOR		REPRESENTATIVE TO CONGRESS (15TH DIST)			STATE SENATOR (03RD DIST)		STATE SENATOR (15TH DIST)		STATE REPRESENTATIVE (21ST DIST)	TOTAL VOTE
	(Vote for 1)		(Vote for 1)		(Vote for 1)		(Vote for 1)		(Vote for 1)			(Vote for 1)		(Vote for 1)		(Vote for 1)	
	(DEM)	(REP)	(REP)	(DEM)	(REP)	(DEM)	(DEM)	(REP)	(DEM)	(REP)	(DEM)	(REP)	(DEM)	(REP)	(DEM)	(DEM)	
	R I C H A R D Y	B E T T Y D O M E R Y	J I M M O	L S O U R I S K E	J O E S T E R H S	J D O O N O F A R R I O	M A O Y R Y L E O	G V E O I R N G O V E R N O R V C H	A M D I L A L M L E R C L A Y	K E N E V I N O R	D E R Y B O R C E A H	B J R O H C E S S O N E N	D P E A B Y R N E A	B C O R N E R L L Y J	B E S P Y	O B E A T T Y J R	
WHALL 1-	A	92	119	103	103	101	110	122	94			75	131				224
	B	101	166	147	106	142	118	131	146			115	146				287
	C	122	286	257	126	235	151	146	259			210	168				425
		315	571	507	335	478	379	399	499			400	445				936
WHALL 2-	A	86	192	173	95	174	104	115	174			140	132				296
	B	98	239	222	100	195	125	138	198			157	155				350
	C	140	163	149	143	132	164	160	150			108	185				320
		324	594	544	338	501	393	413	522			405	472				966
WHALL 3-	A	80	206	185	83	176	102	114	168			142	126				299
	B	91	207	179	102	166	118	134	174			138	145				319
	C	79	152	119	95	109	108	109	128			92	131				244
	D	108	252	218	123	202	148	165	198			176	172				378
		358	817	701	403	653	476	522	668			548	574				1240
WHALL 4-	A	121	224	211	119	184	153	144	205			161	177				361
	B	130	187	182	128	167	147	141	176			129	180				332
	C	160	248	223	169	192	198	195	215			173	225				421
		411	659	616	416	543	498	480	596			463	582				1114
WORTH 1-	A	130	272	272	114	242	136	163	247								418
	B	151	386	388	118	358	149	159	369								543
	C	124	364	368	103	342	130	139	354								498
	D	83	217	221	68	203	80	80	219								310
		488	1239	1249	403	1145	495	541	1189								1769
WORTH 2-	A	152	237	231	141	210	164	180	224								413
	B	167	224	221	149	196	172	193	206								406
	C	180	334	330	157	299	190	200	321								540
		499	795	782	447	705	526	573	751								1359
WORTH 3-	A	138	345	332	126	299	151	152	334								499
	B	183	356	363	154	344	171	168	376								557
	C	116	296	290	95	251	137	115	293								421
	D	84	211	210	76	198	92	87	212								305
		521	1208	1195	451	1092	551	522	1215								1782
WORTH 4-	A	144	259	249	139	229	158	186	229								424
	B	147	286	294	120	253	156	167	274								450
	C	94	287	262	83	237	114	110	256								372
	D	56	154	144	56	138	59	57	156								221
		441	966	949	398	857	487	520	915								1467

* - OFFICIAL RESULTS - *

* - GENERAL ELECTION - NOVEMBER 3, 1998 - FRANKLIN COUNTY, OHIO - *

** RECAP **	ATTORNEY GENERAL		AUDITOR OF STATE		TREASURER OF STATE		UNITED STATES SENATOR		REPRESENTATIVE TO CONGRESS (15TH DIST)			STATE SENATOR (03RD DIST)		STATE SENATOR (15TH DIST)		STATE REPRESENTATIVE (21ST DIST)	TOTAL VOTE
	(Vote for 1)		(Vote for 1)		(Vote for 1)		(Vote for 1)		(Vote for 1)			(Vote for 1)		(Vote for 1)		(Vote for 1)	
	(DEM)	(REP)	(REP)	(DEM)	(REP)	(DEM)	(DEM)	(REP)	(DEM)	(REP)	(REP)	(DEM)	(REP)	(DEM)	(DEM)	(DEM)	
	R C I C H A R D Y	B E N T L Y	J I M M E T T O	L O U I S K E N	J O S E P H S T	J O H N O F F I T O	M A R Y L E O	G V O R G E V I C H	A M I L E C L A Y	K N E S T O R	D E B O R A H	B R U N S O N	D E B Y R A N E	B E V E R L Y	B E S P Y	O B E A T T O	
BEXLEY 1-	426	744	709	396	622	486	450	752				574	543				1232
BEXLEY 2-	472	755	746	404	626	529	504	748				588	557				1282
BEXLEY 3-	492	862	838	433	704	564	534	849				639	614				1414
BEXLEY 4-	439	634	641	381	550	469	476	613				514	514				1118
	1829	2995	2934	1614	2502	2048	1964	2962				2315	2228	0	0	0	5046
BLEND -	579	1636	1565	560	1457	658	708	1549				1294	810				2312
	579	1636	1565	560	1457	658	708	1549				1294	810	0	0	0	2312
BROWN -	207	579	572	170	511	232	247	545									818
	207	579	572	170	511	232	247	545				0	0	0	0	0	818
CAN W -	297	970	953	244	897	310	391	875				787	414				1313
	297	970	953	244	897	310	391	875				787	414	0	0	0	1313
CLINT -	317	545	502	313	464	362	421	466				268	332				925
	317	545	502	313	464	362	421	466				268	332	0	0	0	925
COLS 01-	474	492	465	462	430	507	582	406						322	633		1022
COLS 02-	952	1062	1023	872	882	1035	1088	944						665	1311		2082
COLS 03-	766	481	382	809	329	879	917	355						252	1009		1338
COLS 04-	717	220	149	752	128	778	811	151						81	927		1056
COLS 05-	870	212	100	923	84	985	976	134						52	1109		1228
COLS 06-	1464	427	276	1504	229	1630	1664	301						110	1938	1939	2167
COLS 07-	998	267	146	1053	129	1132	1147	176						72	1326	1325	1495
COLS 08-	630	599	593	571	507	660	685	559						386	825	921	1307
COLS 09-	249	262	217	272	207	291	297	217						151	359		544
COLS 10-	1549	3376	3241	1471	2914	1815	1802	3187									5150
COLS 11-	721	1078	1048	650	965	784	847	961									1890
COLS 12-	528	260	242	512	187	578	577	234						153	642	667	859
COLS 13-	591	166	76	649	73	686	692	118						45	804	808	910
COLS 14-	930	595	597	847	490	957	1007	542						344	1154		1592
COLS 15-	268	385	371	243	331	298	310	351									675
COLS 16-	529	392	356	532	312	566	593	355						259	644	723	989

* - OFFICIAL RESULTS - *

* - GENERAL ELECTION - NOVEMBER 3, 1998 - FRANKLIN COUNTY, OHIO - *

** RECAP **	ATTORNEY GENERAL		AUDITOR OF STATE		TREASURER OF STATE		UNITED STATES SENATOR		REPRESENTATIVE TO CONGRESS (15TH DIST)			STATE SENATOR (03RD DIST)		STATE SENATOR (15TH DIST)		STATE REPRESENTATIVE (21ST DIST)	TOTAL VOTE
	(Vote for 1)		(Vote for 1)		(Vote for 1)		(Vote for 1)		(Vote for 1)			(Vote for 1)		(Vote for 1)		(Vote for 1)	
	(DEM)	(REP)	(REP)	(DEM)	(REP)	(DEM)	(DEM)	(REP)	(DEM)	(REP)	(DEM)	(REP)	(DEM)	(REP)	(DEM)	(DEM)	
	R C I C H A R D Y	B E T T Y D E M E R Y	J I M M E T R O	L S T O U R I S K E	J D O S T E E P R H S	J D O N O F R I O	M A O R Y L E O	G V O I N O V I C H	A M I L C L A Y	K N E S T O R	D E B O R A H	B R O U N S O N	D E B Y N E	B E V E R L Y	B E S P Y	O T T O	
COLS 17-	1167	324	160	1252	139	1314	1331	207						101	1524	1520	1698
COLS 18-	1161	948	895	1118	755	1256	1316	809									2191
COLS 19-	1645	2334	2243	1470	1931	1817	1899	2149									4180
COLS 20-	785	796	792	700	661	830	849	760									1652
COLS 21-	1091	1962	1877	990	1627	1221	1304	1796									3220
COLS 22-	1131	2309	2187	997	1943	1287	1426	2075									3653
COLS 23-	661	764	672	683	577	792	812	646			301	456	172	451	498		1536
COLS 24-	706	793	689	721	623	807	860	650									1585
COLS 25-	1856	557	340	1950	302	2076	2118	362					157	2401	2393		2672
COLS 26-	637	297	233	652	202	710	734	248					132	856	852		1055
COLS 27-	973	1104	996	965	913	1097	1139	992			111	282	564	1091			2196
COLS 28-	1669	960	776	1694	653	1883	1902	780					387	2313			2820
COLS 29-	499	446	388	488	372	546	610	368					317	626			1049
COLS 30-	617	1342	1264	583	1140	730	783	1196									2059
COLS 31-	661	598	513	674	488	746	797	498					324	963			1357
COLS 32-	616	978	944	561	864	648	713	900									1665
COLS 33-	1068	1186	1127	1019	951	1194	1270	1035									2353
COLS 34-	889	1293	1189	893	1057	1054	1105	1102			906	1186					2292
COLS 35-	1129	343	215	1193	173	1260	1330	195					89	1492			1639
COLS 36-	768	1312	1271	734	1138	874	969	1146					4	2			2191
COLS 37-	483	645	604	467	566	532	565	601					411	698			1227
COLS 38-	386	417	359	399	319	449	485	326					235	574			866
COLS 39-	257	196	210	234	175	266	256	207					136	313			483
COLS 40-	385	277	271	359	215	415	408	268					164	484			711
COLS 41-	246	263	261	237	225	269	237	291					195	293	394		543
COLS 42-	550	702	590	596	539	678	696	592			440	770	0	0	0		1330
COLS 43-	632	1082	1024	618	935	705	808	924									1794
COLS 44-	1583	1449	1259	1626	1125	1827	1856	1216			0	0	817	2230			3208
COLS 45-	1339	2201	2006	1379	1790	1637	1648	1928			1546	1850					3668

* - OFFICIAL RESULTS - *

* - GENERAL ELECTION - NOVEMBER 3, 1998 - FRANKLIN COUNTY, OHIO - *

** RECAP **	ATTORNEY GENERAL (Vote for 1)		AUDITOR OF STATE (Vote for 1)		TREASURER OF STATE (Vote for 1)		UNITED STATES SENATOR (Vote for 1)		REPRESENTATIVE TO CONGRESS (15TH DIST) (Vote for 1)		STATE SENATOR (03RD DIST) (Vote for 1)		STATE SENATOR (15TH DIST) (Vote for 1)		STATE REPRESENTATIVE (21ST DIST) (Vote for 1)	TOTAL VOTE	
	(DEM)	(REP)	(REP)	(DEM)	(REP)	(DEM)	(DEM)	(REP)	(DEM)	(REP)	(REP)	(DEM)	(REP)	(DEM)	(DEM)		
	R I C H A R D D Y	B O N T Y D O M E R Y	J I E M T R O	L S O U R I S K E	J D O K E S T H S	J D O O N O F A R I O	M A O Y L E O	G V E O I R N G O V I C H	A M D I L L E R C L A Y	K N E S T O R I N	D E B Y C E R A H	B J R O H N C N E S O E N	D P A B Y R N E A	B C O R N E R L Y J	B E S P Y	O B T A T T O T Y J R	
COLS 46-	1240	2263	2074	1265	1896	1491	1488	2051				1660	1709				3645
COLS 47-	903	1046	953	883	848	1030	1055	912						584	1307		2058
COLS 48-	1021	679	531	1067	455	1190	1191	558						316	1434		1843
COLS 49-	778	1110	1010	774	902	915	950	974			99	111		685	944		2006
COLS 50-	773	364	254	810	217	889	906	270						149	1060		1267
COLS 51-	948	330	213	1000	189	1091	1086	247						116	1248		1446
COLS 52-	1099	1561	1458	1097	1243	1331	1334	1369			1072	1490					2809
COLS 53-	918	2098	1958	919	1791	1113	1172	1891			1542	1320					3159
COLS 54-	771	1342	1267	743	1106	916	943	1214			941	1048					2231
COLS 55-	757	293	241	767	174	851	866	215						115	975		1148
COLS 56-	1784	776	580	1835	507	1989	1982	625						309	2336	2374	2773
COLS 57-	1065	2109	2030	988	1840	1207	1234	1988									3314
COLS 58-	1234	1989	1978	1056	1776	1305	1411	1858						1363	1782		3412
COLS 59-	593	1368	1343	526	1189	682	694	1299									2056
COLS 60-	733	2156	2093	645	1925	843	877	2042									3003
COLS 61-	484	870	783	502	714	596	590	785			596	702					1421
COLS 62-	1003	1915	1795	1000	1601	1220	1183	1799			1346	1446					3060
COLS 63-	940	2677	2578	870	2355	1106	1138	2550									3806
COLS 64-	686	2037	1960	637	1809	803	792	1984									2877
COLS 65-	648	1840	1759	614	1580	783	745	1795			1415	897					2587
COLS 66-	563	1319	1264	531	1180	655	678	1231			1025	764					1974
COLS 67-	1370	2639	2535	1229	2271	1533	1530	2543									4284
COLS 68-	435	486	436	443	384	512	508	425			318	565					960
COLS 69-	810	2518	2498	714	2222	971	999	2406									3499
COLS 70-	665	1513	1449	608	1333	769	820	1402									2290
COLS 71-	995	2632	2549	930	2307	1182	1154	2563			2020	1431					3785
COLS 72-	587	1938	1937	488	1735	712	656	1927			1646	735					2626
COLS 73-	790	2156	2081	752	1847	978	952	2048			1702	1142					3052
COLS 74-	668	2145	2037	631	1833	829	777	2100			1630	990					2966
	63087	84321	78281	61698	69824	71993	73932	76329			20316	18894	10734	40078	14414		156554

* - OFFICIAL RESULTS - *

* - GENERAL ELECTION - NOVEMBER 3, 1998 - FRANKLIN COUNTY, OHIO - *

** RECAP **	ATTORNEY GENERAL		AUDITOR OF STATE		TREASURER OF STATE		UNITED STATES SENATOR		REPRESENTATIVE TO CONGRESS (15TH DIST)		STATE SENATOR (03RD DIST)		STATE SENATOR (15TH DIST)		STATE REPRESENTATIVE (21ST DIST)	TOTAL VOTE
	(Vote for 1)		(Vote for 1)		(Vote for 1)		(Vote for 1)		(Vote for 1)		(Vote for 1)		(Vote for 1)		(Vote for 1)	
	(DEM)	(REP)	(REP)	(DEM)	(REP)	(DEM)	(DEM)	(REP)	(DEM)	(REP)	(REP)	(DEM)	(REP)	(DEM)	(DEM)	
	R I C H A R D A R R A Y	B E N T L Y	J I M T R O	L O U I S K E	J O S E P H S	J O H N O F R I O	M A R Y L E	G V O I N O V I C H	A D A M C L A Y	K E V I N	D E B O R A H	B R O U N S O N	D E B Y N E	B E S P Y	O B E A T T Y	
DUBLIN 1-	541	2400	2344	471	2175	652	625	2377								3092
DUBLIN 2-	451	1733	1664	404	1504	563	547	1674								2295
DUBLIN 3-	73	457	453	64	431	88	89	448								543
DUBLIN 4-	453	2117	2047	370	1846	566	491	2157								2720
	1518	6707	6508	1309	5956	1869	1752	6656				0	0	0	0	8650
FRANK	884	1295	1196	818	1098	979	1075	1139						526	683	2376
	884	1295	1196	818	1098	979	1075	1139				0	0	526	683	2376
GAH 1-	717	1714	1567	722	1417	901	900	1586				1155	1187			2600
GAH 2-	576	1726	1569	593	1427	744	776	1580				1100	1108			2451
GAH 3-	722	2026	1916	685	1721	892	929	1901				1422	1241			2927
GAH 4-	792	2605	2480	714	2214	985	953	2529				1789	1526			3587
	2807	8071	7532	2714	6779	3522	3558	7596				5466	5062	0	0	11565
GR CTY 1-	598	921	1029	360	935	473	563	962						730	703	1612
GR CTY 2-	672	809	956	395	892	467	525	951						691	713	1558
GR CTY 3-	1411	2175	2538	726	2279	966	1067	2515						1801	1554	3792
GR CTY 4-	858	1227	1419	489	1249	686	748	1338						997	968	2216
	3539	5132	5942	1970	5355	2592	2903	5766				0	0	4219	3938	9178
GRANDV	986	1621	1562	879	1333	1102	1203	1441								2752
	986	1621	1562	879	1333	1102	1203	1441				0	0	0	0	2752
GRVPT	328	734	682	315	620	383	430	677				513	477			1155
	328	734	682	315	620	383	430	677				513	477			1155
HAMIL	486	843	767	483	728	550	592	753				598	609	12	19	1435
	486	843	767	483	728	550	592	753				598	609	12	19	1435
HAR'RG	66	53	67	41	65	44	55	66								129
	66	53	67	41	65	44	55	66				0	0	0	0	129
HILL 1-	319	996	955	299	850	396	387	950								1379
HILL 2-	380	1430	1404	322	1304	425	444	1386								1858
HILL 3-	409	939	878	394	830	459	497	881								1413
HILL 4-	384	1345	1285	358	1185	458	471	1300								1812
	1492	4710	4522	1373	4169	1738	1799	4517				0	0	0	0	6462

* - OFFICIAL RESULTS - *

* - GENERAL ELECTION - NOVEMBER 3, 1998 - FRANKLIN COUNTY, OHIO - *

** RECAP **	ATTORNEY GENERAL		AUDITOR OF STATE		TREASURER OF STATE		UNITED STATES SENATOR		REPRESENTATIVE TO CONGRESS (15TH DIST)			STATE SENATOR (03RD DIST)		STATE SENATOR (15TH DIST)		STATE REPRESENTATIVE (21ST DIST)	TOTAL VOTE
	(Vote for 1)		(Vote for 1)		(Vote for 1)		(Vote for 1)		(Vote for 1)			(Vote for 1)		(Vote for 1)		(Vote for 1)	
	(DEM)	(REP)	(REP)	(DEM)	(REP)	(DEM)	(DEM)	(REP)	(DEM)	(REP)	(REP)	(DEM)	(REP)	(DEM)	(DEM)	(DEM)	
	R I C H A R D Y	B E N T L Y D E M E R Y	J I M M E T R O	L S T O U R I S K E	J O E S E P H S T	J O H N O F A R I O	M A R Y L E O	G V O N O N G O V I V C H	A D A M C L A Y	K E V I N T O R	D E B O R A H P R Y C E	B R O U N C E E N	D E B Y N E A	B E V E R L Y J	B E S P Y	O B E A T O T Y J R	
JACK -	720	1023	1127	427	1098	500	610	1109						904	734	0	1847
	720	1023	1127	427	1098	500	610	1109				0	0	904	734	0	1847
JEFF -	369	1199	1132	358	1059	425	473	1114				926	557			0	1655
	369	1199	1132	358	1059	425	473	1114				926	557	0	0	0	1655
LOCK -	22	47	42	20	40	26	33	40				29	34			0	77
	22	47	42	20	40	26	33	40				29	34	0	0	0	77
MAD -	952	2216	2112	923	1927	1134	1244	1978				1654	1372			0	3350
	952	2216	2112	923	1927	1134	1244	1978				1654	1372	0	0	0	3350
MAR CL -	83	194	201	62	171	100	93	194								0	298
	83	194	201	62	171	100	93	194				0	0	0	0	0	298
MIFF -	266	267	243	270	215	304	320	227						192	339	396	567
	266	267	243	270	215	304	320	227				0	0	192	339	396	567
MIN PK -	157	443	422	140	383	191	192	419				347	214			0	641
	157	443	422	140	383	191	192	419				347	214	0	0	0	641
NEW AL -	218	886	829	221	785	277	285	835				729	333			0	1156
	218	886	829	221	785	277	285	835				729	333	0	0	0	1156
NOR -	373	1310	1277	336	1179	434	448	1261						0	0	0	1753
	373	1310	1277	336	1179	434	448	1261				0	0	0	0	0	1753
OBETZ -	307	488	431	293	412	334	389	421				324	414			0	863
	307	488	431	293	412	334	389	421				324	414	0	0	0	863
PERRY -	399	1292	1269	355	1151	460	453	1258				642	289			0	1753
	399	1292	1269	355	1151	460	453	1258				642	289	0	0	0	1753
PLAIN -	215	655	614	206	586	240	286	601				516	307			0	927
	215	655	614	206	586	240	286	601				516	307	0	0	0	927
PLEAS -	880	1425	1519	604	1461	679	870	1457								0	2453
	880	1425	1519	604	1461	679	870	1457				0	0	0	0	0	2453
PRAIR -	1562	2835	2764	1372	2593	1600	1781	2691								0	4707
	1562	2835	2764	1372	2593	1600	1781	2691				0	0	0	0	0	4707
REYNS 1 -	608	1526	1453	596	1316	737	753	1419				1156	867				2252

* - OFFICIAL RESULTS - *

* - GENERAL ELECTION - NOVEMBER 3, 1998 - FRANKLIN COUNTY, OHIO - *

** RECAP **	ATTORNEY GENERAL		AUDITOR OF STATE		TREASURER OF STATE		UNITED STATES SENATOR		REPRESENTATIVE TO CONGRESS (15TH DIST)		STATE SENATOR (03RD DIST)		STATE SENATOR (15TH DIST)		STATE REPRESENTATIVE (21ST DIST)	TOTAL VOTE	
	(Vote for 1)		(Vote for 1)		(Vote for 1)		(Vote for 1)		(Vote for 1)		(Vote for 1)		(Vote for 1)		(Vote for 1)		
	(DEM)	(REP)	(REP)	(DEM)	(REP)	(DEM)	(DEM)	(REP)	(DEM)	(REP)	(REP)	(DEM)	(REP)	(DEM)	(DEM)		
	R I C H A R D Y	B E T T Y D O M E R E Y	J I M M E T R O	L S T O U R I S K E	J O E S E P H S	J O O N O F A R R I O	M A O A R Y L E	G V O I R N G O V I C H	A M I D A L M L E R C L A Y	K E V I N	D E R Y B O C E R A H	B J R O U H C N E S O E N	D P A B Y B R N A E	B C O R V E R L Y J	B E S P Y	O T T A T T Y J R	
REYNS 2-	595	1405	1325	584	1223	709	754	1289				1074	852				2110
REYNS 3-	469	1286	1220	446	1086	576	613	1171				969	678				1831
REYNS 4-	428	973	920	418	851	497	566	864				740	614				1462
	2100	5190	4918	2044	4476	2519	2686	4743				3939	3011	0	0	0	7655
RIVERL	65	160	148	58	136	68	88	142									237
	65	160	148	58	136	68	88	142				0	0	0	0	0	237
SHARON	270	552	534	244	482	318	331	511				224	176				878
	270	552	534	244	482	318	331	511				224	176	0	0	0	878
TRURO	101	257	244	104	231	114	125	240				220	126				376
	101	257	244	104	231	114	125	240				220	126	0	0	0	376
UP ARL 1-	697	1818	1844	571	1639	747	781	1796									2662
UP ARL 2-	510	1603	1605	423	1459	548	576	1566									2202
UP ARL 3-	607	1613	1615	492	1472	646	695	1570									2331
UP ARL 4-	581	1645	1629	489	1477	634	720	1542									2341
UP ARL 5-	605	2004	2025	485	1877	641	691	1939									2715
UP ARL 6-	669	2393	2406	542	2251	686	762	2346									3178
	3669	11076	11124	3002	10175	3902	4225	10759				0	0	0	0	0	15429
URB'ST	76	35	18	90	17	89	90	26						11	104		124
	76	35	18	90	17	89	90	26				0	0	11	104	0	124
V'VIEW	64	125	105	68	99	74	84	99						0	0		192
	64	125	105	68	99	74	84	99				0	0	0	0	0	192
WASH	77	286	265	80	252	93	115	255									376
	77	286	265	80	252	93	115	255				0	0	0	0	0	376
WESTV 1-	440	1454	1361	443	1288	542	577	1371				1174	647				1990
WESTV 2-	538	2287	2229	479	2014	682	682	2181				1916	770				2916
WESTV 3-	409	1147	1080	375	990	498	474	1103				905	579				1631
WESTV 4-	373	1400	1367	339	1238	458	437	1359				1166	519				1829
WESTV 5-	486	1373	1317	461	1212	580	640	1264				1094	677				1952
	2246	7661	7354	2097	6742	2760	2810	7278				6255	3192	0	0	0	10318
WHALL 1-	315	571	507	335	478	379	399	499				400	445				936

* - OFFICIAL RESULTS - *

* - GENERAL ELECTION - NOVEMBER 3, 1998 - FRANKLIN COUNTY, OHIO - *

	ATTORNEY GENERAL		AUDITOR OF STATE		TREASURER OF STATE		UNITED STATES SENATOR		REPRESENTATIVE TO CONGRESS (15TH DIST)			STATE SENATOR (03RD DIST)		STATE SENATOR (15TH DIST)		STATE REPRESENTATIVE (21ST DIST)	TOTAL VOTE
	(Vote for 1)		(Vote for 1)		(Vote for 1)		(Vote for 1)		(Vote for 1)			(Vote for 1)		(Vote for 1)		(Vote for 1)	
** RECAP **	(DEM)	(REP)	(REP)	(DEM)	(REP)	(DEM)	(DEM)	(REP)	(DEM)	(REP)	(DEM)	(REP)	(DEM)	(REP)	(DEM)	(DEM)	
	R I C H A R D Y	B E T T Y G O M E R Y	J I E M T R O	L S T O U R I S K E	J O E S T E P H S	J O O H N O F A R R I O	M A O R Y L E O	G V O I R N G O V E R N O R	A M D I L A L M E R C L A Y	K N E S T V I N O R	D P E R Y B O C E H	B J R O H U H C N E S O N E N	D P E B Y R N A E A	B C O R V E R R E L Y J	B E S P N Y	O B E A T T Y J R	
WHALL 2-	324	594	544	338	501	393	413	522				405	472				966
WHALL 3-	358	817	701	403	653	476	522	668				548	574				1240
WHALL 4-	411	659	616	416	543	498	480	596				463	582				1114
	1408	2641	2368	1492	2175	1746	1814	2285				1816	2073	0	0	0	4256
WORTH 1-	488	1239	1249	403	1145	495	541	1189									1769
WORTH 2-	499	795	782	447	705	526	573	751									1359
WORTH 3-	521	1208	1195	451	1092	551	522	1215									1782
WORTH 4-	441	966	949	398	857	487	520	915									1467
	1949	4208	4175	1699	3799	2059	2156	4070				0	0	0	0	0	6377

* - OFFICIAL RESULTS - *

* - GENERAL ELECTION - NOVEMBER 3, 1998 - FRANKLIN COUNTY, OHIO - *

** RECAP **	ATTORNEY GENERAL		AUDITOR OF STATE		TREASURER OF STATE		UNITED STATES SENATOR		REPRESENTATIVE TO CONGRESS (15TH DIST)			STATE SENATOR (03RD DIST)		STATE SENATOR (15TH DIST)		STATE REPRESENTATIVE (21ST DIST)	TOTAL VOTE	
	(DEM)	(REP)	(REP)	(DEM)	(REP)	(DEM)	(DEM)	(REP)	(DEM)	(REP)	(REP)	(DEM)	(REP)	(DEM)	(DEM)			
	R I C H A R D A R D	B E N T L Y D E M E R Y	J I M M E T R O	L S T O U R I S K E N	J O E S E P H S T	J O O N H O F A R I O	M A O Y L E O	G V E O I R N G O V E R N O R V C H	A M D I A L M L E R C L A Y	K N E S T O R	D E B Y C O R E A H	B R O U N C E S O N E N	D E B Y R N A E A	B E C O R V E N E R L Y J	B E S P N Y Y	O B E A T O T Y J R		
TOTALS:																		
POLL TOTAL	96970	166683	158820	91066	143402	108828	113031	155350				49178	40924	16598	45895	14810	278935	
ABSENTEE	8412	13758	13486	7534	12414	8520	9141	13318				3896	2872	1568	3451	1051	23591	
SUBTOTAL	105382	180441	172306	98600	155816	117348	122172	168668				53074	43796	18166	49346	15861	302526	
MA'SON CO.																	0	
PICK'Y CO.																	0	
GRAND TOTAL	105382	180441	172306	98600	155816	117348	122172	168668				53074	43796	18166	49346	15861	302526	

* - OFFICIAL RESULTS - *

* - GENERAL ELECTION - NOVEMBER 3, 1998 - FRANKLIN COUNTY, OHIO - *

** RECAP **

WRITE - IN VOTES . . .

UNITED STATES SENATOR
MICHAEL ROBERT HOYT..... 26 VOTES

* - OFFICIAL RESULTS - *

* - GENERAL ELECTION - NOVEMBER 3, 1998 - FRANKLIN COUNTY, OHIO - *

	STATE REPRESENTATIVE (23RD DIST)		STATE REPRESENTATIVE (25TH DIST)		STATE REPRESENTATIVE (26TH DIST)		STATE REPRESENTATIVE (28TH DIST)			STATE REPRESENTATIVE (29TH DIST)		COUNTY AUDITOR		CLERK OF COURT OF COMMON PLEAS (U.T.E.1-7-01)		JUSTICE OF THE SUPREME COURT (F.T.C.1-1-99)		TOTAL VOTE	
	(Vote for 1)		(Vote for 1)		(Vote for 1)		(Vote for 1)			(Vote for 1)		(Vote for 1)		(Vote for 1)		(Vote for 1)			
	(REP)	(DEM)	(REP)	(DEM)	(REP)	(DEM)	(DEM)	(REP)	(DEM)	(DEM)	(REP)	(REP)	(REP)	(DEM)	(REP)	(DEM)	(REP)		(DEM)
	K E I T T O N W	A M Y L E R N O	D A V I D M A N	C R Y N T H I A L	P A T T I B E R I	W I L L I E S L	P R I S C I L L A D	N O R M A C E J K O U T Z	W I L L I A M	C I N D Y L	M A R R I E F E R	J O E S T A	V I R R I N E Y I A L	A C E T H E O B O R N E Z Z E I I I	S T E P H E N W	F R A N C I S Y E			
BEXLEY 1 - A			242	172							197	204	199	206	126	199			430
BEXLEY 1 - B			257	77							119	201	184	133	118	142			345
BEXLEY 1 - C			286	155							189	227	203	218	123	198			457
			785	404							505	632	586	557	367	539			1232
BEXLEY 2 - A			407	169							247	286	272	257	150	287			593
BEXLEY 2 - B			175	105							128	141	140	125	81	139			287
BEXLEY 2 - C			279	108							156	220	211	161	125	170			402
			861	382							531	647	623	543	356	596			1282
BEXLEY 3 - A			334	175							205	278	281	200	185	201			526
BEXLEY 3 - B			290	185							202	252	231	216	131	215			491
BEXLEY 3 - C			263	127							167	205	177	199	124	170			397
			887	487							574	735	689	615	440	586			1414
BEXLEY 4 - A			130	93							114	99	105	109	61	115			235
BEXLEY 4 - B			129	60							81	94	103	73	72	73			190
BEXLEY 4 - C			225	153							174	190	173	186	106	177			393
BEXLEY 4 - D			199	95							121	159	157	124	95	124			300
			683	401							490	542	538	492	334	489			1118
BLEND - A											90	166	162	95	95	125			274
BLEND - B											53	153	155	50	74	86			220
BLEND - C			153	144							133	172	153	144	98	157			317
BLEND - D			176	111							100	188	182	97	102	130			319
BLEND - E			189	110							98	201	188	112	106	132			323
BLEND - F			276	139							146	277	278	139	157	187			449
BLEND - G			257	132							136	254	242	143	154	183			410
			1051	636							756	1411	1360	780	786	1000			2312
BROWN - A										332	138	169	317	321	161	218			524
BROWN - B										178	93	94	175	162	98	118			294
										510	231	263	492	483	259	336			818
CAN W - A											179	445	422	191	216	277			661
CAN W - B											64	167	137	84	72	116			243
CAN W - C											80	162	130	103	74	108			261
CAN W - D											45	95	83	53	44	66			148
											368	869	772	431	406	567			1313
CLINT - A					239						146	179	169	153	111	161			353
CLINT - B					203						162	140	130	157	89	170			320
CLINT - C						94	104	16			119	107	116	108	86	95			252
					442	94	104	16			427	426	415	418	286	426			925

* - OFFICIAL RESULTS - *

* - GENERAL ELECTION - NOVEMBER 3, 1998 - FRANKLIN COUNTY, OHIO - *

STATE REPRESENTATIVE (23RD DIST)	STATE REPRESENTATIVE (25TH DIST)		STATE REPRESENTATIVE (26TH DIST)	STATE REPRESENTATIVE (28TH DIST)			STATE REPRESENTATIVE (29TH DIST)		COUNTY AUDITOR		CLERK OF COURT OF COMMON PLEAS (U.T.E.1-7-01)		JUSTICE OF THE SUPREME COURT (F.T.C.1-1-99)		TOTAL VOTE		
	(Vote for 1)		(Vote for 1)	(Vote for 1)			(Vote for 1)		(Vote for 1)		(Vote for 1)		(Vote for 1)				
	(REP)	(REP)	(DEM)	(REP)	(DEM)	(REP)	(REP)	(DEM)	(REP)	(DEM)	(REP)	(DEM)	(REP)	(DEM)			
K E I T T H O N W	A M Y	S A L L E R N O	D A V I D M A N	C Y N T H I A L	P A T T I B E R I	W I L L I A M L	P R E A D S C I L L A D	N O R M A C E J K O U T Z	W I L L I A M	C I N D Y L	M A R K I F E R	J O E S T A	V I R G I N I A L	A C E N T H H O N R E Z Z E I I	S T E P H E N W	F R A N C I S Y E	
COLS 08- A B C D											131 255 139 209	44 116 144 152	50 131 143 178	126 238 141 194	42 124 85 122	106 184 141 184	191 420 303 393
COLS 09- A B	108 76 184	152 116 268									734 456		502 699		373 615		322 222 544
COLS 10- A B C D E F G H I J K L M N						168 102 192 100 149 116 111 74 85 100 152 98 93 118	272 142 54 50 395 202 221 115 115 214 256 283 201 214	20 9 10 8 20 9 18 11 5 17 30 16 9 191		0 0	214 124 220 104 180 147 137 89 88 132 184 139 105 147	273 128 52 58 422 199 220 119 119 227 274 271 205 205	271 144 68 51 401 199 189 211 116 113 202 184 275 195 211	208 113 202 112 199 140 140 85 99 160 184 135 113 144	172 96 54 51 203 114 105 75 60 135 156 153 116 142	245 131 185 87 293 154 192 90 106 158 228 184 139 157	516 274 295 188 647 362 385 224 224 384 493 445 336 377
COLS 11- A B C D E						105 161 197 158 151	77 156 200 171 217	12 14 25 21 24		4 7	2010 2757	79 156 208 184 238	83 166 211 193 203	118 179 225 174 187	65 107 140 114 146	117 201 251 208 214	213 375 469 391 442
COLS 12- A B C D						772 821 96					905 865		856 883		572 991		187 169 202 301
COLS 13- A B C D											591 184	184 175	175 603	203 447			859
											78 218 128 281 705	11 24 14 25 74	11 21 17 21 70	78 222 118 277 695	16 39 19 42 116	59 155 99 202 515	107 289 170 344 910

* - OFFICIAL RESULTS - *

* - GENERAL ELECTION - NOVEMBER 3, 1998 - FRANKLIN COUNTY, OHIO - *

COLS	STATE REPRESENTATIVE (23RD DIST)	STATE REPRESENTATIVE (25TH DIST)		STATE REPRESENTATIVE (26TH DIST)	STATE REPRESENTATIVE (28TH DIST)			STATE REPRESENTATIVE (29TH DIST)		COUNTY AUDITOR		CLERK OF COURT OF COMMON PLEAS (U.T.E.1-7-01)		JUSTICE OF THE SUPREME COURT (F.T.C.1-1-99)		TOTAL VOTE
		(Vote for 1)		(Vote for 1)	(Vote for 1)			(Vote for 1)		(Vote for 1)		(Vote for 1)		(Vote for 1)		
		(REP)	(DEM)	(REP)	(DEM)	(REP)	(DEM)	(REP)	(DEM)	(DEM)	(REP)	(REP)	(DEM)	(DEM)	(REP)	
	K H A S E A T A I T T A T H O N W	Y M Y L E R R N O	D G C R A V O O I D D M M A N	C Y N C T H I A L	P T P A T I B B E R R I	W D P I L V P I A S R E A D L	N W A O R M L A C H E J K O U T Z	W S C T I L H I A M C K A M	C I N T N D Y L O R	M P J A P F J R E E R K I F E A E R	T E S J O E S T A	V B A I R R G N E I N Y I A L	A C K N K L T H E O B R N R E Z Z E I I I	S P F P O W P R E L E N	F R S R A N R C I N E S Y	W E
COLS 14-	A B C D	95 97 133 183	213 174 255 254							197 210 274 330	131 86 126 127	140 97 119 124	181 152 278 339	110 70 100 107	161 152 194 278	361 316 426 489
		508	896							1011	470	480	997	387	785	1592
COLS 15-	A B				0 0	0 0	0 0			113 179	97 241	97 254	113 168	73 145	92 219	227 448
COLS 16-	A B C D E									152 164 110 95 93	60 67 56 43 55	64 67 56 84 94	147 155 111 74 63	69 53 55 50	106 119 74 73 63	231 255 181 157 165
										614	281	299	591	267	435	989
COLS 17-	A B C D E									151 378 341 289 211	40 26 26 17 22	39 36 26 21 14	151 365 349 285 214	24 73 45 43 41	123 274 259 197 152	216 451 432 344 255
										1370	131	136	1364	226	1005	1698
COLS 18-	A B C D E F									198 264 235 178 245 187	93 128 118 131 142 104	107 142 124 117 155 109	185 261 229 186 284 184	90 102 119 76 106 95	144 203 158 162 419 129	318 428 387 330 419 309
										1307	716	754	1279	588	1001	2191
COLS 19-	A B C D E F G H									184 236 240 260 192 262 211 283	217 279 282 282 225 198 261 233	224 251 287 264 203 209 275 220	174 268 231 268 213 254 198 295	128 125 163 152 114 138 163 145	180 283 254 269 223 235 204 246	437 564 562 598 463 495 505 556
										1868	1977	1933	1901	1128	1894	4180
COLS 20-	A B C									275 313 271	272 156 241	269 170 246	269 298 259	168 118 175	257 248 242	597 504 551
										859	669	685	826	461	747	1652

* - OFFICIAL RESULTS - *
 * - GENERAL ELECTION - NOVEMBER 3, 1998 - FRANKLIN COUNTY, OHIO - *

COLS	STATE REPRESENTATIVE (23RD DIST)		STATE REPRESENTATIVE (25TH DIST)		STATE REPRESENTATIVE (26TH DIST)	STATE REPRESENTATIVE (28TH DIST)			STATE REPRESENTATIVE (29TH DIST)		COUNTY AUDITOR		CLERK OF COURT OF COMMON PLEAS (U.T.E.1-7-01)		JUSTICE OF THE SUPREME COURT (F.T.C.1-1-99)		TOTAL VOTE
	(Vote for 1)		(Vote for 1)		(Vote for 1)	(Vote for 1)			(Vote for 1)		(Vote for 1)		(Vote for 1)		(Vote for 1)		
	(REP)	(DEM)	(REP)	(DEM)	(REP)	(DEM)	(REP)	(DEM)	(REP)	(DEM)	(DEM)	(REP)	(REP)	(REP)	(DEM)	(REP)	
	K H A T E I T I T H O N W	A M Y S A L E R R N O	D A V I D G O O D M A N	C Y N T H I A R U C C I A L	P T I B E R I P A T	W I L L I A M D A V I E S L	P R E A D I S C I L L A D	N O R M A C E J . K O U T Z	W I L L I A M S C H U C K A M	C I N D Y L O R	M A R K I F E R A F E R	J O E S T A	V A R R G N E I N Y I A L	A C K N L E H T H O R R E Z Z E J E I T I	S T E P H E N P E L L E N W	F R A N C I S E N C I S Y E	
COLS 27-	A		20	61							165	85	76	176	75	134	268
	B										134	68	69	129	45	130	215
	C										178	247	204	230	136	222	466
	D		126	204							194	120	109	206	81	168	348
	E										192	119	118	188	98	167	335
	F										262	262	230	298	130	297	564
			146	265							1125	901	806	1235	565	1118	2196
COLS 28-	A										331	52	48	341	81	247	415
	B										345	69	50	364	64	287	463
	C										355	104	93	367	82	292	488
	D										228	143	151	224	118	197	405
	E										432	117	107	435	101	358	589
	F										251	168	151	271	112	248	460
											1942	653	600	2002	558	1629	2820
COLS 29-	A	82	87								131	60	54	146	50	112	228
	B	78	37								130	18	18	125	34	90	170
	C	64	130								125	97	91	132	69	112	246
	D	121	199								200	157	135	215	97	198	405
		345	453								586	332	298	618	250	512	1049
COLS 30-	A										162	262	255	165	166	192	456
	B										147	141	137	150	95	147	312
	C										137	174	178	129	125	152	338
	D										140	205	209	135	124	170	363
	E										133	183	169	145	110	145	333
	F										95	145	143	93	99	95	257
											814	1110	1091	817	719	901	2059
COLS 31-	A	176	87								301	45	50	301	92	204	381
	B	75	177								157	116	123	147	76	167	291
	C	77	160								145	98	121	125	84	144	261
	D	56	57								118	33	30	121	37	88	167
	E	65	151								144	102	100	141	78	133	257
		449	632								865	394	424	835	367	736	1357
COLS 32-	A					208	298	16			237	302	289	246	157	302	572
	B					129	194	20			171	203	205	169	131	176	398
	C					136	100	11			149	107	106	141	77	139	278
	D					150	201	22			188	200	204	184	126	205	415
						623	793	69			745	812	804	740	491	822	1665

* - OFFICIAL RESULTS - *

* - GENERAL ELECTION - NOVEMBER 3, 1998 - FRANKLIN COUNTY, OHIO - *

COLS	STATE REPRESENTATIVE (23RD DIST)	STATE REPRESENTATIVE (25TH DIST)		STATE REPRESENTATIVE (26TH DIST)			STATE REPRESENTATIVE (28TH DIST)			STATE REPRESENTATIVE (29TH DIST)		COUNTY AUDITOR		CLERK OF COURT OF COMMON PLEAS (U.T.E. 1-7-01)		JUSTICE OF THE SUPREME COURT (P.T.C.1-1-99)		TOTAL VOTE	
		(Vote for 1)		(Vote for 1)			(Vote for 1)			(Vote for 1)		(Vote for 1)		(Vote for 1)		(Vote for 1)			
		(REP)	(DEM)	(REP)	(DEM)	(REP)	(REP)	(DEM)	(REP)	(DEM)	(REP)	(DEM)	(REP)	(DEM)	(REP)	(DEM)	(REP)		(DEM)
	K E A T T O N W	A M A L E R N O	D A V I D A N	C R U N C H I A L	P A I B E R I	W I L L I E S L	P R E A D I L L A D	N O R M A C E J K O U T Z	W I L C H U C K M	C I N D Y L O R	M A R K A E R	J O E S T A	V I R G I N I A L	A N T H O N Y J E I I	S T E W E N P H E L E N	F R A N C I S I S Y E			
COLS 40-	A B C	51 146	104 190								98 87 257	66 43 96	76 36 102	91 91 251	47 30 92	62 72 176			178 150 383 711
COLS 41-	A B C D E										68 65 37 50 58	43 34 51 33 50	43 38 46 30 49	70 59 42 35 60	30 36 40 36 39	53 45 96 32 43			124 113 96 92 118 543
COLS 42-	A B C D E					97 138 199 147 218					102 181 128 170 159	57 55 161 67 155	61 70 132 69 148	100 165 149 168 164	51 57 78 67 91	84 132 161 136 164			169 254 310 248 349 1330
COLS 43-	A B C D E					799					740 153 174 192 186 131	495 224 169 120 211 125	480 211 162 127 199 129	746 163 184 178 198 125	344 137 98 109 116 89	677 187 201 158 225 122			1794
COLS 44-	A B C D E F G H I J K										836 245 192 246 201 235 154 136 156 150 137 89	849 82 48 62 70 56 101 78 115 150 165 103	828 79 44 64 73 55 115 58 116 146 159 97	848 247 201 246 198 246 140 158 154 150 142 92	549 61 57 65 67 77 77 62 91 101 124 52	893 218 145 209 160 191 140 115 134 151 127 105			3208

* - OFFICIAL RESULTS - *

* - GENERAL ELECTION - NOVEMBER 3, 1998 - FRANKLIN COUNTY, OHIO - *

STATE REPRESENTATIVE (23RD DIST)	STATE REPRESENTATIVE (25TH DIST)		STATE REPRESENTATIVE (26TH DIST)	STATE REPRESENTATIVE (28TH DIST)			STATE REPRESENTATIVE (29TH DIST)		COUNTY AUDITOR		CLERK OF COURT OF COMMON PLEAS (U.T.E.1-7-01) (Vote for 1)		JUSTICE OF THE SUPREME COURT (F.T.C.1-1-99) (Vote for 1)		TOTAL VOTE					
	(Vote for 1)		(Vote for 1)	(Vote for 1)			(Vote for 1)		(Vote for 1)		(U.T.E.1-7-01) (Vote for 1)		(Vote for 1)							
	(REP)	(REP) (DEM)	(REP)	(DEM) (REP)	(DEM) (REP)	(REP) (DEM)	(DEM) (REP)	(REP) (DEM)	(REP) (DEM)	(REP) (DEM)	(REP) (DEM)	(REP) (DEM)	(REP) (DEM)							
K E I T H O N W	A M Y	S A L E R N O	D A V I D M A N	C Y N T H I A L	R U C C I A	P T I B E R I	W I L L I E S L	P R E A D L A D	N O R M A C E J K O U T Z	W I L L I C K A M	C I N Y L D O R L	M A R K F E R A	J O E S T A	V I R G I N I A L	A N T H O N Y E Z Z E J I I	S T E W E N P H L E N W	F R A N K C I S Y E			
COLS 61- A B C D						200 219 198 351						144 156 157 175	144 139 123 292	141 133 115 270	147 158 164 191	94 105 109 183	155 146 132 200	309 314 303 495		
						968						632	698	659	660	491	633	1421		
COLS 62- A B C D E F G H I			155 151 210 108 196 128 120 165 225	105 165 182 119 120 177 183 166 152								99 169 191 109 114 166 162 171 148	160 150 207 120 206 142 144 161 225	165 150 182 119 169 133 128 162 222	98 172 196 106 141 178 170 170 152	83 111 133 86 102 111 85 103 123	131 139 196 100 149 156 162 151 173	277 341 426 242 341 334 321 370 408		
			1458	1369								1329	1515	1430	1383	937	1357	3060		
COLS 63- A B C D E F G H I J												291 265 361 156 238 204 240 139 115 169	115 129 183 93 127 138 110 95 61 77	158 119 211 89 131 146 122 111 67 93	354 288 341 165 248 208 244 134 119 170	360 269 371 156 247 217 244 140 115 169	147 141 175 99 127 135 123 105 70 94	195 149 231 100 140 116 146 86 83 102	225 174 208 122 173 177 157 124 76 107	539 442 586 277 424 380 411 268 195 284
												2178	1128	1247	2271	2288	1216	1348	1543	3806
COLS 64- A B C D E F G												244 271 230 291 255 294 106	96 124 113 149 138 129 76	112 127 142 163 158 123 80	244 276 223 300 261 320 112	253 248 223 283 257 320 123	101 146 137 174 150 121 67	160 153 143 166 157 180 78	138 188 135 199 160 191 84	391 437 404 492 452 488 702
												1691	825	905	1736	1707	896	1037	1095	2877
COLS 65- A B C D E F G						212 257 270 308 318 236 336						106 96 133 145 137 105 145	171 206 217 270 188 289	162 202 203 224 249 190 259	108 93 130 145 152 97 169	97 123 134 145 173 114 178	120 120 140 163 147 131 164	293 321 364 389 440 306 474		
						1937						867	1547	1489	890	964	985	2587		

* - OFFICIAL RESULTS - *

* - GENERAL ELECTION - NOVEMBER 3, 1998 - FRANKLIN COUNTY, OHIO - *

	STATE REPRESENTATIVE (23RD DIST)		STATE REPRESENTATIVE (25TH DIST)		STATE REPRESENTATIVE (26TH DIST)		STATE REPRESENTATIVE (28TH DIST)			STATE REPRESENTATIVE (29TH DIST)		COUNTY AUDITOR		CLERK OF COURT OF COMMON PLEAS (U.T.E.1-7-01)		JUSTICE OF THE SUPREME COURT (F.T.C.1-1-99)		TOTAL VOTE					
	(Vote for 1)		(Vote for 1)		(Vote for 1)		(Vote for 1)			(Vote for 1)		(Vote for 1)		(Vote for 1)		(Vote for 1)							
	(REP)	(DEM)	(REP)	(DEM)	(REP)	(DEM)	(DEM)	(REP)	(DEM)	(DEM)	(REP)	(REP)	(DEM)	(DEM)	(REP)	(DEM)	(REP)		(DEM)				
	K E I T T O N W	H A T T O N	A M Y	S A L E R N O	D A V I D	G O O D M A N	C Y N T H I A L	R U C C I A	P A T T I B E R I	W I L L I A M L	D A V I E S	P R I S C I L L A D	N O R M A C E J K O U T Z	W I L C H U C K A M	C I N D Y L O R	M A R K A F F E R	J O E S T A	V B A R R G N E I N Y A L	A C N E L H E B O R N E Z E J E I I I	S T E P H E N W	P O W E L L E N	F R A N C I S Y E	
COLS 66-	A							272							143	185	189	136	124	162	347		
	B							200							144	133	127	146	89	142	300		
	C				20	6		366							153	292	271	173	161	205	481		
	D							334							161	265	248	165	133	205	454		
	E							280							133	223	233	121	144	154	392		
					20	6		1452							734	1098	1068	741	651	868	1974		
COLS 67-	A													213	158	172	214	205	187	133	204	423	
	B													224	175	188	243	237	187	159	207	460	
	C													161	137	140	170	165	142	92	183	341	
	D													92	132	125	101	102	127	88	109	248	
	E													183	188	190	192	190	184	118	214	421	
	F													306	181	201	319	280	219	172	230	565	
	G													186	143	158	187	185	161	112	172	376	
	H													197	149	164	199	182	180	121	181	407	
	I													197	137	144	200	185	157	131	174	379	
	J													180	116	132	189	181	132	114	148	370	
	K													131	102	132	134	134	124	88	137	294	
														2070	1618	1746	2148	2046	1800	1328	1959	4284	
COLS 68-	A				100	161									158	104	97	164	78	148	279		
	B				65	121									108	80	67	119	52	109	196		
	C				113	134									106	141	120	130	85	129	257		
	D				84	130									142	71	74	141	49	125	228		
					362	546									514	396	358	554	264	511	960		
COLS 69-	A													290	133	137	301	293	137	174	186	473	
	B													125	60	62	131	124	71	71	81	216	
	C													310	137	146	317	316	137	202	182	487	
	D													272	165	164	299	317	147	141	242	490	
	E													202	105	113	213	223	99	124	141	360	
	F													274	110	128	273	272	124	138	170	427	
	G													199	78	99	186	193	89	121	104	308	
	H													171	73	73	176	160	85	82	118	279	
	I													306	113	133	294	299	132	147	188	459	
														2149	973	1055	2190	2197	1021	1200	1412	3499	
COLS 70-	A														158	250	266	142	146	198	432		
	B														143	253	266	129	171	157	423		
	C														192	302	303	191	175	231	530		
	D														203	377	385	196	251	235	616		
	E														122	141	132	132	110	108	289		
															818	1323	1352	790	853	929	2290		

* - OFFICIAL RESULTS - *

* - GENERAL ELECTION - NOVEMBER 3, 1998 - FRANKLIN COUNTY, OHIO - *

	STATE REPRESENTATIVE (23RD DIST)		STATE REPRESENTATIVE (25TH DIST)		STATE REPRESENTATIVE (26TH DIST)	STATE REPRESENTATIVE (28TH DIST)			STATE REPRESENTATIVE (29TH DIST)		COUNTY AUDITOR		CLERK OF COURT OF COMMON PLEAS (U.T.E.1-7-01)		JUSTICE OF THE SUPREME COURT (F.T.C.1-1-99)		TOTAL VOTE			
	(Vote for 1)		(Vote for 1)		(Vote for 1)	(Vote for 1)			(Vote for 1)		(Vote for 1)		(Vote for 1)		(Vote for 1)					
	(REP)	(DEM)	(REP)	(DEM)	(REP)	(DEM)	(REP)	(DEM)	(REP)	(DEM)	(DEM)	(REP)	(REP)	(DEM)	(REP)	(DEM)		(REP)	(DEM)	
	K E I T H O N W	H A T T O N	A M Y	S A L E R N O	D A V I D M A N	G O O D I D M A N	C Y N T H I A L	R U C C I A	P A T T I B E R R I	W D A V I L I E S L	P R E A D I L L A D	N O R M A C C E J K O U T Z	W S C H L U C K A M	C I N D Y L O R L	M A P P E R K I F A R	J O E S T A	V B A R N E I N Y A L	A C E L L E R H O B R E Z Z E I I	S P O W E P H E L N W	F R A N C I S E E
COLS 71-	A				185									72	162	146	82	87	102	247
	B				206									98	151	144	103	91	111	263
	C				169									81	119	118	84	73	93	209
	D				239									97	188	167	121	101	125	320
	E				289									111	233	247	99	141	139	369
	F				350									146	262	245	164	147	195	434
	G				221									89	174	170	83	97	109	280
	H				289									156	212	194	166	120	176	404
	I				203									111	153	160	105	117	116	279
	J				257									144	180	168	159	115	158	350
	K				256									119	188	193	115	114	130	331
	L				234									91	194	178	93	109	122	299
					2898									1315	2216	2130	1374	1312	1576	3785
COLS 72-	A				343									118	286	257	141	154	180	437
	B				305									101	275	261	109	146	157	394
	C				317									108	290	269	122	154	151	421
	D				373									136	310	296	149	161	191	477
	E				386									112	336	325	117	184	171	477
	F				314									113	280	261	123	150	160	420
					2038									688	1777	1669	761	949	1010	2626
COLS 73-	A		256	183										194	262	268	191	186	197	485
	B		155	116										111	163	162	114	92	142	289
	C		299	139										151	299	295	153	196	170	480
	D		171	107										120	158	159	117	102	126	294
	E		259	147										154	261	256	151	175	162	439
	F		218	111										106	226	209	122	111	163	353
	G		165	103										105	174	167	106	101	111	287
	H		263	107										132	268	267	119	147	162	425
			1786	1013										1073	1811	1783	1073	1110	1233	3052
COLS 74-	A				282									139	223	224	133	145	146	394
	B				318									122	258	246	114	153	137	414
	C				396									137	347	347	136	188	169	548
	D				204									102	159	155	105	106	104	279
	E				183									90	142	138	99	110	84	267
	F				216									102	152	153	105	107	100	278
	G				260									107	203	203	107	123	134	343
	H				334									128	273	256	142	166	150	443
					2193									927	1757	1722	941	1098	1024	2966
DUBLIN 1-	A													333	176	181	337	331	181	567
	B													529	140	145	551	529	164	756
	C													406	94	105	414	394	116	555
	D													352	104	109	362	341	120	516
	E													505	128	136	510	511	135	698
														2125	642	676	2174	2106	716	3092

* - OFFICIAL RESULTS - *

* - GENERAL ELECTION - NOVEMBER 3, 1998 - FRANKLIN COUNTY, OHIO - *

	STATE REPRESENTATIVE (23RD DIST)		STATE REPRESENTATIVE (25TH DIST)		STATE REPRESENTATIVE (26TH DIST)	STATE REPRESENTATIVE (28TH DIST)			STATE REPRESENTATIVE (29TH DIST)		COUNTY AUDITOR		CLERK OF COURT OF COMMON PLEAS (U.T.E.1-7-01)		JUSTICE OF THE SUPREME COURT (F.T.C.1-1-99)		TOTAL VOTE	
	(Vote for 1)		(Vote for 1)		(Vote for 1)	(Vote for 1)			(Vote for 1)		(Vote for 1)		(Vote for 1)		(Vote for 1)			
	(REP)	(DEM)	(REP)	(DEM)	(REP)	(DEM)	(REP)	(DEM)	(REP)	(DEM)	(REP)	(DEM)	(REP)	(DEM)	(REP)	(DEM)		(REP)
	K E A T T O N	A S A L E R N O	D A V I D	C R Y N C C H I A	P T I B E R R I	W I L L I A M	P R E A D	N O R M A C E	W I L L I A M	C T A Y L O R	M A R K A E R	J O E S T A	V I R G I N I A	A C E N T H O B R E Z Z E	S T O W E L L	F R A N C I S		
				L		L	L L A D	J . K O U T Z					L	J Z E	W	E		
GAH 4	A		317	132							141	292	301	131	151	196		481
	B		314	183							187	308	283	208	181	221		533
	C		332	168							166	315	311	179	181	195		528
	D		272	114							121	256	238	133	111	173		423
	E		369	187							179	355	310	212	178	237		582
	F		412	158							158	401	342	207	191	235		619M
	G		276	103							114	261	244	122	145	155		411
			2292	1045							1066	2188	2029	1192	1138	1412		3587
GR CTY 1	A	79	328								172	228	225	174	157	187		441
	B	83	298								143	228	215	162	120	196		416
	C	77	456								192	346	327	197	186	242		591
	D	22	119								54	86	76	69	50	75		164
		261	1201								561	888	843	602	513	700		1612
GR CTY 2	A	85	341								160	258	246	172	174	191		467
	B	118	454								237	349	340	244	168	315		650
	C	81	323								155	236	243	154	156	176		441
		284	1118								552	843	829	570	498	682		1558
GR CTY 3	A	77	371								175	272	245	194	141	226		498
	B	79	505								178	397	392	180	211	239		641
	C	108	418								188	353	325	208	201	236		611
	D	76	415								153	318	295	165	179	191		539
	E	76	384								139	309	272	172	139	221		520
	F	49	385								119	308	291	120	155	169		473
	G	69	385								162	303	275	182	159	215		510
		534	2863								1114	2260	2095	1221	1185	1497		3792
GR CTY 4	A	72	296								157	217	216	156	131	171		403
	B	74	396								178	288	263	189	167	211		538
	C	68	307								138	233	228	141	141	159		409
	D	72	293								152	218	214	157	122	180		419
	E	65	339								152	252	253	142	152	186		447
		351	1631								777	1201	1174	795	713	907		2216
GRANDV	A						171	402	73		275	381	398	252	218	287		715
	B						126	281	33		184	268	270	187	143	213		496
	C						175	239	57		254	233	246	235	143	224		530
	D						183	256	49		229	261	253	244	169	237		531
	E						197	202	28		228	212	203	223	126	226		480
							852	1380	240		1170	1355	1370	1141	799	1187		2752
GRVPT	A										161	230	218	167	120	195		427M
	B										159	176	160	165	105	160		373
	C										125	196	171	142	99	158		355
											445	602	549	474	324	513		1155

* - OFFICIAL RESULTS - *

* - GENERAL ELECTION - NOVEMBER 3, 1998 - FRANKLIN COUNTY, OHIO - *

	STATE REPRESENTATIVE (23RD DIST)		STATE REPRESENTATIVE (25TH DIST)		STATE REPRESENTATIVE (26TH DIST)	STATE REPRESENTATIVE (28TH DIST)			STATE REPRESENTATIVE (29TH DIST)		COUNTY AUDITOR		CLERK OF COURT OF COMMON PLEAS (U.T.E.1-7-01)	JUSTICE OF THE SUPREME COURT (F.T.C.1-1-99)		TOTAL VOTE						
	(Vote for 1)		(Vote for 1)		(Vote for 1)	(Vote for 1)			(Vote for 1)		(Vote for 1)		(Vote for 1)									
	(REP)	(DEM)	(REP)	(DEM)	(REP)	(DEM)	(REP)	(DEM)	(REP)	(DEM)	(DEM)	(REP)	(REP)	(DEM)	(DEM)							
	K E I T H O N W	H A T T O N	A M Y	S A L E R R O	D A V I D M A N	C R U C I A L	P A T T I B E R I	W I L L I A M L	D A V I L I E S	P R E A D S C I L L A D	N O R M A C H E J K O U T Z	W I L L I C H L U C K M	C I N D Y L	M A F F E R A E R	J O E S T A	V I R G I N I A L	A C K E R T H O B R Y Z E L I	S T E W E N W E L L	F R A N C I S E E			
HAMIL - A	15	12																				
B																						
C																						
D																						
	15	12																				
HAR'RG									53	57				58	58	61	52	46	38			129
									53	57				58	58	61	52	46	38			129
HILL 1- A									129	95				98	137	135	100	67	119			255
B									207	78				87	198	205	86	124	117			314
C									258	97				106	254	252	104	132	143			396
D									246	125				128	259	258	124	123	170			414
									840	395				419	848	850	414	446	549			1379
HILL 2- A									279	118				129	297	275	136	136	191			438
B									340	114				119	363	358	111	189	197			500
C									310	103				110	315	319	108	152	177			465
D									311	103				114	319	318	107	168	164			455
									1240	438				472	1284	1270	462	645	729			1858
HILL 3- A									138	116				115	151	133	131	84	148			284
B									188	147				154	195	198	142	122	164			372
C									156	102				105	151	146	114	85	134			279
D									283	137				148	291	277	161	177	189			478
									765	502				522	788	754	548	468	635			1413
HILL 4- A									250	118				143	284	-276	150	153	207			463
B									304	154				152	325	312	157	187	223			502
C									312	116				131	323	303	150	153	200			492
D									237	76				87	237	226	96	122	139			355
									1143	464				513	1169	1117	553	615	769			1812
JACK - A	94	307												182	231	223	185	134	196			470
B	86	255												136	209	220	121	116	168			387
C	70	307												135	249	240	135	108	198			427
D	94	398												179	319	326	164	196	215			563
	344	1267												632	1008	1009	605	554	777			1847
JEFF - A					128	67								161	304	290	163	141	223			502
B					0	1								134	355	332	145	196	167			539
C														182	385	341	213	207	258			614
					128	68								477	1044	963	521	544	678			1655
LOCK														28	39	34	34	21	35			77
														28	39	34	34	21	35			77

* - OFFICIAL RESULTS - *

* - GENERAL ELECTION - NOVEMBER 3, 1998 - FRANKLIN COUNTY, OHIO - *

	STATE REPRESENTATIVE (23RD DIST)		STATE REPRESENTATIVE (25TH DIST)		STATE REPRESENTATIVE (26TH DIST)	STATE REPRESENTATIVE (28TH DIST)			STATE REPRESENTATIVE (29TH DIST)		COUNTY AUDITOR		CLERK OF COURT OF COMMON PLEAS (U.T.E.1-7-01)		JUSTICE OF THE SUPREME COURT (F.T.C.1-1-99)		TOTAL VOTE																							
	(Vote for 1)		(Vote for 1)		(Vote for 1)	(Vote for 1)			(Vote for 1)		(Vote for 1)		(Vote for 1)		(Vote for 1)																									
	(REP)	(DEM)	(REP)	(DEM)	(REP)	(DEM)	(REP)	(DEM)	(REP)	(DEM)	(DEM)	(REP)	(REP)	(REP)	(DEM)	(REP)		(DEM)																						
	KEITH W	HATTON	AMY	SALERNANO	DAVID	GOODMAN	CYNTHIA	RUCCHIA	PAT	TIBBERY	WILLIAMS	DAVIES	PREAD	WALLACE	NORMAN	J. KOUTZ	WILLIAMS	SCHUCK	CINDY	TAYLOR	MARK	FERRELL	JOE	TESTA	VIRGINIA	BARR	ANGEL	CERREZZE	IRRE	THORNTON	WHELAN	FRANCIS	SWENNE							
MAD - A																																								
MAD - B																																								
MAD - C																																								
MAD - D																																								
MAD - E																																								
MAD - F																																								
MAD - G																																								
MAD - H																																								
MAR CL																																								
MIFF - A																																								
MIFF - B																																								
MIN PK																																								
NEW AL - A																																								
NEW AL - B																																								
NEW AL - C																																								
NOR - A																																								
NOR - B																																								
NOR - C																																								
OBETZ - A																																								
OBETZ - B																																								
OBETZ - C																																								
PERRY - A																																								
PERRY - B																																								
PERRY - C																																								
PERRY - D																																								
PLAIN - A																																								
PLAIN - B																																								
PLAIN - C																																								

* - OFFICIAL RESULTS - *

* - GENERAL ELECTION - NOVEMBER 3, 1998 - FRANKLIN COUNTY, OHIO - *

STATE REPRESENTATIVE (23RD DIST)		STATE REPRESENTATIVE (25TH DIST)		STATE REPRESENTATIVE (26TH DIST)	STATE REPRESENTATIVE (28TH DIST)		STATE REPRESENTATIVE (29TH DIST)		COUNTY AUDITOR		CLERK OF COURT OF COMMON PLEAS (U.T.E.1-7-01)		JUSTICE OF THE SUPREME COURT (F.T.C.1-1-99)		TOTAL VOTE	
(Vote for 1)		(Vote for 1)		(Vote for 1)	(Vote for 1)		(Vote for 1)		(Vote for 1)		(Vote for 1)		(Vote for 1)			
(REP)	(DEM)	(REP)	(DEM)	(REP)	(DEM)	(REP)	(DEM)	(REP)	(DEM)	(DEM)	(REP)	(REP)	(DEM)	(DEM)		
K E I T T O N W		D A V I D M A N	C Y N T H I A L	P A T T I B E R I	W I L L I A M L	P R I S C I L L A D	N O R M A J K O U T Z	W I L L I A M	C I N D Y L	M A R K F E R I E R	J O E T E S T A	V I R G I N I A L	A N T H O N Y J Z Z E I I	S T E P H E N W	F R A N C I S E	
										185	218	235	163	145	179	424
										171	250	255	166	169	188	450
										118	236	233	117	126	156	372
										69	134	134	63	83	88	221
										543	838	857	509	523	611	1467

WORTH 4- A
B
C
D

* - OFFICIAL RESULTS - *

* - GENERAL ELECTION - NOVEMBER 3, 1998 - FRANKLIN COUNTY, OHIO - *

STATE REPRESENTATIVE (23RD DIST)	STATE REPRESENTATIVE (25TH DIST)		STATE REPRESENTATIVE (26TH DIST)	STATE REPRESENTATIVE (28TH DIST)			STATE REPRESENTATIVE (29TH DIST)		COUNTY AUDITOR		CLERK OF COURT OF COMMON PLEAS (U.T.E.1-7-01) (Vote for 1)		JUSTICE OF THE SUPREME COURT (F.T.C.1-1-99) (Vote for 1)		TOTAL VOTE						
	(Vote for 1)		(Vote for 1)	(Vote for 1)			(Vote for 1)		(Vote for 1)		(Vote for 1)		(Vote for 1)								
	(REP)	(REP) (DEM)	(REP)	(DEM) (REP)	(DEM) (REP)	(REP) (DEM)	(DEM) (REP)	(REP) (DEM)	(REP) (DEM)	(REP) (DEM)	(REP) (DEM)	(REP) (DEM)	(REP) (DEM)								
** RECAP **	K E I T H O N W	H A T T O N	A M Y S A L E R N O	D A V I D G O O D M A N	C R U C I A Y N T H I A L	P A T T I B E R I	W I L L I A M L	P R E A D R I S C I L L A D	N O R M A J J K O U T Z	W I L L I A M L	S C H U C K M	C I N D Y L	M A R K A F E I F E R	J O E T E S T A	V I R G I N I A L	B A R R N E Y	A N T H O N Y J E Z E I I	S T E P H E N W	F R A N C I S Y E		
BEXLEY 1-			785	404									505	632	586	557	367	539	1232		
BEXLEY 2-			861	382									531	647	623	543	356	596	1282		
BEXLEY 3-			887	487									574	735	689	615	440	586	1414		
BEXLEY 4-			683	401									490	542	538	492	334	489	1118		
0	0		3216	1674	0	0	0	0	0	0	0	0	2100	2556	2436	2207	1497	2210	5046		
BLEND -			1051	636									756	1411	1360	780	786	1000	2312		
0	0		1051	636	0	0	0	0	0	0	0	0	756	1411	1360	780	786	1000	2312		
BROWN -													510	231	263	492	483	269	259	336	818
0	0		0	0	0	0	0	0	0	0	0	0	510	231	263	492	483	269	259	336	818
CAN W -													368	869	772	431	406	567	1313		
0	0		0	0	0	0	0	0	0	0	0	0	368	869	772	431	406	567	1313		
CLINT -					442		94	104	16				427	426	415	418	286	426	925		
0	0		0	0	442		94	104	16		0	0	427	426	415	418	286	426	925		
COLS 01-													591	375	394	564	278	553	1022		
COLS 02-													1085	861	859	1095	573	1050	2082		
COLS 03-													917	313	295	920	293	781	1338		
COLS 04-													826	124	99	847	193	605	1056		
COLS 05-													990	87	90	996	159	753	1228		
COLS 06-													1689	208	214	1706	288	1292	2167		
COLS 07-													1167	120	130	1159	219	840	1495		
COLS 08-													734	456	502	699	373	615	1307		
COLS 09-	184	268											310	190	179	328	167	279	544		
COLS 10-							1658	2734	191	4	7		2010	2757	2722	2034	1632	2349	5150		
COLS 11-							772	821	96				905	865	856	883	572	991	1890		
COLS 12-													591	184	175	603	203	447	859		
COLS 13-													705	74	70	695	116	515	910		
COLS 14-	508	896											1011	470	480	997	387	785	1592		

* - OFFICIAL RESULTS - *

* - GENERAL ELECTION - NOVEMBER 3, 1998 - FRANKLIN COUNTY, OHIO - *

COLS	STATE REPRESENTATIVE (23RD DIST)		STATE REPRESENTATIVE (25TH DIST)		STATE REPRESENTATIVE (26TH DIST)	STATE REPRESENTATIVE (28TH DIST)			STATE REPRESENTATIVE (29TH DIST)		COUNTY AUDITOR		CLERK OF COURT OF COMMON PLEAS (U.T.E.1-7-01)		JUSTICE OF THE SUPREME COURT (F.T.C.1-1-99)		TOTAL VOTE													
	(Vote for 1)		(Vote for 1)		(Vote for 1)	(Vote for 1)			(Vote for 1)		(Vote for 1)		(Vote for 1)		(Vote for 1)															
	(REP)	(DEM)	(REP)	(DEM)	(REP)	(DEM)	(REP)	(DEM)	(REP)	(DEM)	(DEM)	(REP)	(REP)	(DEM)	(REP)	(DEM)		(REP)	(DEM)											
** RECAP **	K E I T H O N W	H A T T O N	A M Y	S A L E R N O	D A V I D	G O O D M A N	C Y N T H I A L	P A T	T I B E R I	W I L L I A M L	D A V I E S	P R E A D	N O R M A J E K O U T Z	W I L L I A M	S C H U C K	C I N D Y L	T A Y L O R	M A R K A R	P F E R	J O E T E S T A	V I R G I N I A L	B A R N E Y	A N T H O N Y J E I I	C E L E B R E Z Z E	S T E P H E N W	P O W E L L	F R A N C I S E	S W E N E Y		
COLS 15-										0	0	0		292	338					351	281			218	311					675
COLS 16-														614	281					299	591			267	435					989
COLS 17-														1370	131					136	1364			226	1005					1698
COLS 18-														1307	716					754	1279			588	1001					2191
COLS 19-														1868	1977					1933	1901			1128	1894					4180
COLS 20-														859	669					685	826			461	747					1652
COLS 21-														1314	1634					1657	1286			1002	1406					3220
COLS 22-														1467	1904					1900	1431			1155	1648					3653
COLS 23-								520						845	561					542	838			440	737					1536
COLS 24-														905	551					568	893			407	847					1585
COLS 25-														2176	249					234	2175			352	1697					2672
COLS 26-														754	190					201	744			207	576					1055
COLS 27-					146	265								1125	901					806	1235			565	1118					2196
COLS 28-														1942	653					600	2002			558	1629					2820
COLS 29-	345	453												586	332					298	618			250	512					1049
COLS 30-														814	1110					1091	817			719	901					2059
COLS 31-	449	632												865	394					424	835			367	736					1357
COLS 32-										623	793	69		745	812					804	740			491	822					1665
COLS 33-										1057	923	148		1272	901					934	1222			630	1111					2353
COLS 34-					1052	1065								1148	1000					975	1165			670	1140					2292
COLS 35-														1347	145					148	1362			260	1010					1639
COLS 36-	3	3								887	957	86		994	1054					1064	979			668	1110					2191
COLS 37-	314	729												609	506					471	638			340	604					1227
COLS 38-	297	421												509	285					303	498			228	455					866
COLS 39-	166	232												281	150					156	286			118	216					483
COLS 40-	248	363												442	205					214	433			169	310					711
COLS 41-														278	211					206	286			181	206					543

* - OFFICIAL RESULTS - *
 * - GENERAL ELECTION - NOVEMBER 3, 1998 - FRANKLIN COUNTY, OHIO - *

COLS	STATE REPRESENTATIVE (23RD DIST)		STATE REPRESENTATIVE (25TH DIST)		STATE REPRESENTATIVE (26TH DIST)	STATE REPRESENTATIVE (28TH DIST)			STATE REPRESENTATIVE (29TH DIST)		COUNTY AUDITOR		CLERK OF COURT OF COMMON PLEAS (U.T.E.1-7-01)		JUSTICE OF THE SUPREME COURT (F.T.C.1-1-99)		TOTAL VOTE										
	(Vote for 1)	(REP)	(REP)	(DEM)	(REP)	(DEM)	(REP)	(DEM)	(REP)	(DEM)	(DEM)	(REP)	(REP)	(DEM)	(DEM)	(REP)		(DEM)									
** RECAP **	K E A T T O N W	H A M M I L T O N	A M Y	S A L E R N O	D A V I D M A N	C Y N T H I A L	R U C C I A	P A T T I B E R I	W I L L I A M L	D A V I E S	P R I S C I L L A D	M E A D	N O R M A C E J K O U T Z	W I L L I A M	S C H L I C K	C I N D Y L	T A Y L O R	M A P P E R A F F E R	J O E S T A	V I R G I N I A L	B A R N E Y	A N T H O N Y J E I I	S T E P H E N W	P O W E L L	F R A N K C I S E Y	E	
COLS 42-								799						740	495			480	746	344	677	1330					
COLS 43-														836	849			828	848	549	893	1794					
COLS 44-														1941	1030			1006	1974	834	1695	3208					
COLS 45-														1764	1720			1623	1821	1138	1797	3668					
COLS 46-			1870	1462										1573	1892			1807	1623	1215	1681	3645					
COLS 47-														1130	798			752	1147	560	1061	2058					
COLS 48-														1230	435			423	1273	396	1027	1843					
COLS 49-	480	1005												1010	841			845	994	620	984	2006					
COLS 50-														930	207			213	931	205	739	1267					
COLS 51-														1094	198			170	1124	237	856	1446					
COLS 52-			0	0	1890									1414	1219			1152	1479	824	1381	2809					
COLS 53-					2317									1257	1674			1622	1300	1057	1406	3159					
COLS 54-					1616									993	1090			1052	1020	740	992	2231					
COLS 55-														876	170			195	869	224	651	1148					
COLS 56-														2038	484			441	2089	472	1650	2773					
COLS 57-								1105	1740	123				1357	1722			1705	1366	1012	1558	3314					
COLS 58-	734	2251												1484	1656			1577	1553	1000	1667	3412					
COLS 59-														722	1185			1189	716	672	883	2056					
COLS 60-														0	0			935	1857	1814	960	1109	1219	3003			
COLS 61-					968									632	698			659	660	491	633	1421					
COLS 62-			1458	1369										1329	1515			1430	1383	937	1357	3060					
COLS 63-														2178	1128			1247	2271	2288	1216	1348	1543	3806			
COLS 64-														1691	825			905	1736	1707	896	1037	1095	2877			
COLS 65-								1937						867	1547			1489	890	964	985	2587					
COLS 66-			20	6	1452									734	1098			1068	741	651	868	1974					
COLS 67-														2070	1618			1746	2148	2046	1800	1328	1959	4284			
COLS 68-			362	546										514	396			358	554	264	511	960					

* - OFFICIAL RESULTS - *

* - GENERAL ELECTION - NOVEMBER 3, 1998 - FRANKLIN COUNTY, OHIO - *

	STATE REPRESENTATIVE (23RD DIST)		STATE REPRESENTATIVE (25TH DIST)		STATE REPRESENTATIVE (26TH DIST)	STATE REPRESENTATIVE (28TH DIST)			STATE REPRESENTATIVE (29TH DIST)		COUNTY AUDITOR		CLERK OF COURT OF COMMON PLEAS (U.T.E. 1-7-01)		JUSTICE OF THE SUPREME COURT (F.T.C.1-1-99)		TOTAL VOTE	
	(Vote for 1)		(Vote for 1)		(Vote for 1)	(Vote for 1)			(Vote for 1)		(Vote for 1)		(Vote for 1)		(Vote for 1)			
	(REP)	(DEM)	(REP)	(DEM)	(REP)	(DEM)	(REP)	(DEM)	(REP)	(DEM)	(DEM)	(REP)	(REP)	(REP)	(DEM)	(REP)		(DEM)
** RECAP **	KEATTON	SALERNO	DAVIDMAN	CRUCCIAL	PATIBERRI	WILLIAMS	PREAD	NORLACE	SCHLUCK	CINDY	TAYLOR	MARRK	JOESTA	VARRNEY	ACELHONREZZE	STEPHELL	FRANCIS	
	W	O	N	L		L	D	J	A	L		A		L	J	W	E	
								K							I			
								O							I			
COLS 69-									2149	973		1055	2190	2197	1021	1200	1412	3499
COLS 70-												818	1323	1352	790	853	929	2290
COLS 71-					2898							1315	2216	2130	1374	1312	1576	3785
COLS 72-					2038							688	1777	1669	761	949	1010	2626
COLS 73-			1786	1013								1073	1811	1783	1073	1110	1233	3052
COLS 74-					2193							927	1757	1722	941	1098	1024	2966
	3728	7253	6694	5726	18628	6102	7968	713	8099	4552	77433	66949	65611	78184	44868	74991		156554
DUBLIN 1-									2125	642		676	2174	2106	716	1096	1063	3092
DUBLIN 2-									1450	586		631	1465	1455	620	802	866	2295
DUBLIN 3-									415	94		99	420	413	101	227	195	543
DUBLIN 4-									1808	555		580	1871	1765	657	938	961	2720
	0	0	0	0	0	0	0	0	5798	1877		1986	5930	5739	2094	3063	3085	8650
FRANK	351	786	0	0	0	400	412	63	1106	1013		1106	1013	993	1104	695	1114	2376
	351	786	0	0	0	400	412	63	0	0		1106	1013	993	1104	695	1114	2376
GAH 1-			1405	954					996	1375		996	1375	1285	1041	785	1130	2600
GAH 2-			1394	830					826	1390		826	1390	1268	912	742	1030	2451
GAH 3-			1743	932					980	1701		980	1701	1581	1030	968	1160	2927
GAH 4-			2292	1045					1066	2188		1066	2188	2029	1192	1138	1412	3587
	0	0	6834	3761	0	0	0	0	3868	6654		3868	6654	6163	4175	3633	4732	11565
GR CTY 1-	261	1201							561	888		561	888	843	602	513	700	1612
GR CTY 2-	284	1118							552	843		552	843	829	570	498	682	1558
GR CTY 3-	534	2863							1114	2260		1114	2260	2095	1221	1185	1497	3792
GR CTY 4-	351	1631							777	1201		777	1201	1174	795	713	907	2216
	1430	6813	0	0	0	0	0	0	3004	5192		3004	5192	4941	3188	2909	3786	9178
GRANDV						852	1380	240	1170	1355		1170	1355	1370	1141	799	1187	2752
	0	0	0	0	0	852	1380	240	1170	1355		1170	1355	1370	1141	799	1187	2752
GRVPT									445	602		445	602	549	474	324	513	1155
	0	0	0	0	0	0	0	0	0	0		445	602	549	474	324	513	1155

* - OFFICIAL RESULTS - *

* - GENERAL ELECTION - NOVEMBER 3, 1998 - FRANKLIN COUNTY, OHIO - *

** RECAP **	STATE REPRESENTATIVE (23RD DIST)		STATE REPRESENTATIVE (25TH DIST)		STATE REPRESENTATIVE (26TH DIST)	STATE REPRESENTATIVE (28TH DIST)			STATE REPRESENTATIVE (29TH DIST)		COUNTY AUDITOR		CLERK OF COURT OF COMMON PLEAS (U.T.E.1-7-01)		JUSTICE OF THE SUPREME COURT (F.T.C.1-1-99)		TOTAL VOTE																			
	(Vote for 1)		(Vote for 1)		(Vote for 1)	(Vote for 1)			(Vote for 1)		(Vote for 1)		(Vote for 1)		(Vote for 1)																					
	(REP)	(DEM)	(REP)	(DEM)	(REP)	(DEM)	(REP)	(DEM)	(REP)	(DEM)	(DEM)	(REP)	(REP)	(REP)	(DEM)	(REP)		(DEM)																		
	K E I T T O N W	H A M I L	S A L E R N O	A M Y	D A V I D	G O O D M A N	C Y N T H I A	R U C C I A	P A T	T I B E R I	W I L L I A M	D A V I E S	P R I S C I L L A	M E A D	N O R M A C E	W A L L A C E	J K O U F Z	W I L L I A M	S C H L U C K	C I N D Y	T A Y L O R	M A F F E R	P A R K I F E R	J O E S T A	V I R G I N I A	B A R N E Y	A N T H O N Y	C E L E S T E Z E	S T E P H E N	P O W E L	F R A N C I S	S W E E N E Y				
HAMIL	15	12			0	0			0	0	0	0	0	0	0	0	0	0	0	0	0	0	628	659	636	625	395	662					1435			
HAR'RG	15	12			0	0			0	0	0	0	0	0	0	0	0	0	0	0	0	0	0	628	659	636	625	395	662					1435		
HILL 1-	0	0			0	0			0	0	0	0	0	0	0	0	0	0	0	0	0	0	53	57	58	58	61	52	46	38					129	
HILL 2-																							53	57	58	58	61	52	46	38					129	
HILL 3-																							840	395	419	848	850	414	446	549					1379	
HILL 4-																							1240	438	472	1284	1270	462	645	729					1858	
JACK	344	1267			128	68			0	0	0	0	0	0	0	0	0	0	0	0	0	0	765	502	522	788	754	548	468	635					1413	
JEFF	0	0			128	68			0	0	0	0	0	0	0	0	0	0	0	0	0	0	1143	464	513	1169	1117	553	615	769					1812	
LOCK	0	0			0	0			0	0	0	0	0	0	0	0	0	0	0	0	0	0	3988	1799	1926	4089	3991	1977	2174	2682					6462	
MAD	344	1267			0	0			0	0	0	0	0	0	0	0	0	0	0	0	0	0	632	1008	1009	605	554	777						1847		
MAR CL	344	1267			0	0			0	0	0	0	0	0	0	0	0	0	0	0	0	0	632	1008	1009	605	554	777						1847		
MIFF	0	0			128	68			0	0	0	0	0	0	0	0	0	0	0	0	0	0	477	1044	963	521	544	678						1655		
MIN PK	0	0			128	68			0	0	0	0	0	0	0	0	0	0	0	0	0	0	477	1044	963	521	544	678						1655		
NOR	0	0			0	0			0	0	0	0	0	0	0	0	0	0	0	0	0	0	28	39	34	34	21	35						77		
OBETZ	0	0			0	0			0	0	0	0	0	0	0	0	0	0	0	0	0	0	28	39	34	34	21	35						77		
	0	0			0	0			0	0	0	0	0	0	0	0	0	0	0	0	0	0	1312	1822	1734	1359	1066	1573						3350		
	0	0			0	0			0	0	0	0	0	0	0	0	0	0	0	0	0	0	1312	1822	1734	1359	1066	1573						3350		
	0	0			0	0			0	0	0	0	0	0	0	0	0	0	0	0	0	0	64	180	26	97	176	96	135						298	
	0	0			0	0			0	0	0	0	0	0	0	0	0	0	0	0	0	0	64	180	26	97	176	96	135						298	
	0	0			0	0			0	0	0	0	0	0	0	0	0	0	0	0	0	0	0	0	0	0	0	0	0	0	0	0	0	0	567	
	0	0			0	0			0	0	0	0	0	0	0	0	0	0	0	0	0	0	0	0	0	0	0	0	0	0	0	0	0	0	567	
	0	0			0	0			482														208	383	382	198	228	241							641	
	0	0			0	0			482														208	383	382	198	228	241							641	
	0	0			0	0			0	0	0	0	0	0	0	0	0	0	0	0	0	0	295	776	749	306	399	431							1156	
	0	0			0	0			0	0	0	0	0	0	0	0	0	0	0	0	0	0	295	776	749	306	399	431							1156	
	0	0			0	0			0	0	0	0	0	0	0	0	0	0	0	0	0	0	1120	438	496	1157	1120	503	616	729						1753
	0	0			0	0			0	0	0	0	0	0	0	0	0	0	0	0	0	0	1120	438	496	1157	1120	503	616	729						1753
	0	0			0	0			0	0	0	0	0	0	0	0	0	0	0	0	0	0	386	380	354	405	244	401							863	
	0	0			0	0			0	0	0	0	0	0	0	0	0	0	0	0	0	0	386	380	354	405	244	401							863	

* - OFFICIAL RESULTS - *

* - GENERAL ELECTION - NOVEMBER 3, 1998 - FRANKLIN COUNTY, OHIO - *

** RECAP **	STATE REPRESENTATIVE (23RD DIST)		STATE REPRESENTATIVE (25TH DIST)		STATE REPRESENTATIVE (26TH DIST)		STATE REPRESENTATIVE (28TH DIST)			STATE REPRESENTATIVE (29TH DIST)		COUNTY AUDITOR		CLERK OF COURT OF COMMON PLEAS (U.T.E.1-7-01)		JUSTICE OF THE SUPREME COURT (F.T.C.1-1-99)		TOTAL VOTE															
	(Vote for 1)		(Vote for 1)		(Vote for 1)		(Vote for 1)			(Vote for 1)		(Vote for 1)		(Vote for 1)		(Vote for 1)																	
	(REP)	(DEM)	(REP)	(DEM)	(REP)	(DEM)	(DEM)	(REP)	(DEM)	(DEM)	(REP)	(REP)	(DEM)	(DEM)	(REP)	(DEM)	(REP)		(DEM)														
	K E I T H W	H A T T O N	A M Y	S A L E R N O	D A V I D	G O O D M A N	C Y N T H I A	R U C C I A	P A T	T I B E R I	W I L L I A M	D A V I E S	P R I S C I L L A	M E A D	N O R M A J	W A L L A C E	W I L L I A M	S C H U C K	C I N D Y	T A Y L O R	M A R K	D E L F E R	J O E	T E S T A	V B A R R	I R R G I N I A	A N E L L E	C E L L E	S T E P H E N	P O W E L L	F R A N C I S Y	S W E E N E Y	
PERRY	0	0	0	0	810	810	0	0	0	0	0	0	0	0	0	117	65	476	1180	1167	482	645	699	1753									
PLAIN	0	0	0	0	0	0	0	0	0	0	0	0	0	0	0	117	65	476	1180	1167	482	645	699	1753									
PLEAS	0	0	0	0	0	0	0	0	0	0	0	0	0	0	0	0	0	0	0	300	558	559	286	315	360	927							
PRAIR	0	0	0	0	0	0	0	0	0	0	0	0	0	0	0	1268	836	872	1333	1338	847	754	998	2453									
REYNS 1-	0	0	0	0	0	0	0	0	0	0	0	0	0	0	0	1268	836	872	1333	1338	847	754	998	2453									
REYNS 2-	0	0	0	0	0	0	0	0	0	0	18	17	2	2288	1745	1883	2386	2302	1905	1495	2118	4707	4707										
REYNS 3-	0	0	0	0	0	0	0	0	0	0	18	17	2	2288	1745	1883	2386	2302	1905	1495	2118	4707	4707										
REYNS 4-	0	0	0	0	0	0	0	0	0	0	0	0	0	0	0	769	1307	1232	817	741	920	2252											
RIVERL	0	0	0	0	0	0	0	0	0	0	0	0	0	0	0	0	0	0	0	545	829	815	565	528	629	1462							
SHARON	0	0	0	0	306	306	0	0	0	0	0	0	0	0	0	0	0	0	0	2659	4460	4237	2817	2572	3308	7655							
TRURO	0	0	6	1	0	0	0	0	0	0	0	0	0	0	0	0	0	0	0	80	130	139	69	97	74	237							
UP ARL 1-	0	0	6	1	0	0	0	0	0	0	0	0	0	0	0	0	0	0	0	80	130	139	69	97	74	237							
UP ARL 2-	0	0	0	0	0	0	0	0	0	0	0	0	0	0	0	0	0	0	0	80	130	139	69	97	74	237							
UP ARL 3-	0	0	0	0	0	0	0	0	0	0	0	0	0	0	0	336	488	498	301	317	358	878	878										
UP ARL 4-	0	0	0	0	0	0	0	0	0	0	0	0	0	0	0	336	488	498	301	317	358	878	878										
UP ARL 5-	0	0	0	0	0	0	0	0	0	0	0	0	0	0	0	136	220	194	148	144	149	376	376										
UP ARL 6-	0	0	0	0	0	0	0	0	0	0	0	0	0	0	0	136	220	194	148	144	149	376	376										
URB'ST	53	38	0	0	0	0	0	0	0	0	0	0	0	0	0	527	1901	69	784	1680	1855	645	891	1018	2662								
	53	38	0	0	0	0	0	0	0	0	0	0	0	0	0	360	1663	47	593	1452	1574	502	842	806	2202								
	0	0	0	0	0	0	0	0	0	0	0	0	0	0	0	463	1653	66	702	1440	1622	568	841	868	2331								
	0	0	0	0	0	0	0	0	0	0	0	0	0	0	0	453	1675	55	688	1488	1633	585	804	926	2341								
	0	0	0	0	0	0	0	0	0	0	0	0	0	0	0	458	2059	58	687	1853	2004	583	1106	1010	2715								
	0	0	0	0	0	0	0	0	0	0	0	0	0	0	0	503	2467	43	777	2210	2431	609	1279	1168	3178								
	0	0	0	0	0	0	0	0	0	0	0	0	0	0	0	2764	11418	338	4231	10123	11119	3492	5763	5796	15429								
	0	0	0	0	0	0	0	0	0	0	0	0	0	0	0	94	17	14	97	27	65	124	124										
	0	0	0	0	0	0	0	0	0	0	0	0	0	0	0	94	17	14	97	27	65	124	124										

* - OFFICIAL RESULTS - *

* - GENERAL ELECTION - NOVEMBER 3, 1998 - FRANKLIN COUNTY, OHIO - *

** RECAP **	STATE REPRESENTATIVE (23RD DIST)		STATE REPRESENTATIVE (25TH DIST)		STATE REPRESENTATIVE (26TH DIST)	STATE REPRESENTATIVE (28TH DIST)			STATE REPRESENTATIVE (29TH DIST)		COUNTY AUDITOR		CLERK OF COURT OF COMMON PLEAS (U.T.E. 1-7-01)		JUSTICE OF THE SUPREME COURT (F.T.C.1-1-99)		TOTAL VOTE								
	(Vote for 1)		(Vote for 1)		(Vote for 1)	(Vote for 1)			(Vote for 1)		(Vote for 1)		(Vote for 1)		(Vote for 1)										
	(REP)	(DEM)	(REP)	(DEM)	(REP)	(DEM)	(REP)	(DEM)	(REP)	(DEM)	(DEM)	(REP)	(REP)	(REP)	(DEM)	(REP)		(DEM)							
	K E I T H O N	H A T T I N G T O N	A M Y	S A L E R N O	D A V I D	G O O D M A N	C Y N T H I A	P A T	T I B E R I	W I L L I A M	D A V I E S	P R I S C I L L A	N O R M A C E	J K O U T Z	W I L L I C K	C I N D Y L O R	M A R K A F F E R	J O E S T A	V I R R I N I A L	A C N E L H O B R E Z Z E I I I	S T E P H E N	P O W E L L	F R A N C I S Y	S W E E N E Y	
V'VIEW	0	0	0	0	0	0	0	0	0	68	91	11	0	0	78	101	104	76	104	76	57	90	192	192	
WASH	0	0	0	0	0	0	0	0	0	246	90	0	0	246	90	106	246	219	119	219	119	118	179	376	376
WESTV 1-															646	1218	1257	583	687	769	1990				
WESTV 2-															736	1993	1936	775	1105	1097	2916				
WESTV 3-					0	0									561	946	958	543	574	664	1631				
WESTV 4-															481	1230	1191	520	649	737	1829				
WESTV 5-															637	1172	1171	632	707	775	1952				
WHALL 1-	0	0	0	0	0	0	0	0	0	0	0	0	0	0	0	0	0	3061	6559	6513	3053	3722	4042	10318	
WHALL 2-					449	419									414	442	441	420	274	472	936				
WHALL 3-					490	418									440	467	444	457	308	456	966				
WHALL 4-					655	512									528	610	583	561	370	608	1240				
WORTH 1-	0	0	2162	1844	0	0	0	0	0	0	0	0	0	0	0	0	0	1894	2061	1975	1977	1275	2100	4256	
WORTH 2-															549	1115	1146	509	637	702	1769				
WORTH 3-															572	681	678	567	454	555	1359				
WORTH 4-															553	1107	1105	525	675	679	1782				
	0	0	0	0	0	0	0	0	0	0	0	0	0	0	0	0	0	2217	3741	3786	2110	2289	2547	6377	

* - OFFICIAL RESULTS - *

* - GENERAL ELECTION - NOVEMBER 3, 1998 - FRANKLIN COUNTY, OHIO - *

	JUDGE OF THE COURT OF COMMON PLEAS (F.T.C.1-2-99) (Vote for 1)			JUDGE OF THE COURT OF COMMON PLEAS (F.T.C.1-3-99) (Vote for 1)			JUDGE OF THE COURT OF COMMON PLEAS (F.T.C.1-4-99) (Vote for 1)			JUDGE OF THE COURT OF COMMON PLEAS (F.T.C.1-6-99) (Vote for 1)			JUDGE OF THE COURT OF COMMON PLEAS (F.T.C.1-1-99) (Vote for 1)			JUDGE OF THE COURT OF COMMON PLEAS (F.T.C.1-9-99) (Vote for 1)			JUSTICE OF THE SUPREME COURT (F.T.C.1-2-99) (Vote for 1)		REPRESENTATIVE TO CONGRESS (12TH DIST) (Vote for 1)		TOTAL VOTE
	P A T H	M C G R A T H	A T C R A T H	B E V E R L Y	P E R F E R Y	A L A N C I S	J O H N A R	M I C H A E L H	N O D L E N E R	P A U L E R	R O N A L D E R	E D W A R D S	J O H N C H	K A S I C H	(DEM)	(REP)							
BEXLEY 1-	A	258		272		247		255		256		249		261	81			430					
	B	210		197		207		188		208		209		209	75			345					
	C	279		274		264		272		268		268		280	72			457					
		747		743		718		715		732		726		750	228			1232					
BEXLEY 2-	A	358		361		346		343		351		351		350	108			593					
	B	168		168		164		167		166		168		181	54			287					
	C	257		250		236		246		256		260		250	74			402					
		783		779		746		756		773		779		781	236			1282					
BEXLEY 3-	A	323		324		317		318		329		324		328	88			526					
	B	277		284		268		288		273		279		279	90			491					
	C	245		245		237		231		242		235		224	89			397					
		845		853		822		837		844		838		831	267			1414					
BEXLEY 4-	A	153		156		148		148		148		160		140	41			235					
	B	123		121		120		122		123		115		124	29			190					
	C	221		224		221		222		215		224		222	72			393					
	D	188		193		185		188		185		181		186	53			300					
		685		694		674		680		671		680		672	195			1118					
BLEND	A	190		180		186		178		185		185		184	43			274					
	B	130		127		132		116		133		132		145	32			220					
	C	205		218		207		206		206		203		201	66			317					
	D	180		178		168		171		186		186		186	55			319					
	E	204		209		195		197		206		198		213	53			323					
	F	272		271		262		260		278		273		301	70			449					
	G	286		284		279		272		286		283		275	68			410					
		1467		1467		1429		1400		1480		1443		1505	387			2312					
BROWN	A	319		312		302		295		310		308		320	85			524					
	B	175		173		168		154		177		161		183	51			294					
		494		485		470		449		487		469		503	136			818					
CAN W	A	409		394		400		377		406		392		410	111			661					
	B	159		143		160		138		152		157		143	65			243					
	C	150		142		151		138		144		141		141	55			261					
	D	78		85		81		81		81		81		80	36			148					
		796		764		792		734		783		771		774	267			1313					
CLINT	A	198		210		188		196		196		193		227	66			353					
	B	184		216		176		199		175		187		206	71			320					
	C	145		153		144		147		144		138		139	52			252					
		527		579		508		542		515		518		572	189			925					
COLS 01-	A	208		228		195		217		200		193		206	79			351					
	B	160		185		152		165		160		151		169	61			269					
	C	261		272		248		265		260		251		245	96			402					
		629		685		595		647		620		595		620	236			1022					

* - OFFICIAL RESULTS - *

* - GENERAL ELECTION - NOVEMBER 3, 1998 - FRANKLIN COUNTY, OHIO - *

	JUDGE OF THE COURT OF COMMON PLEAS (F.T.C.1-2-99) (Vote for 1)		JUDGE OF THE COURT OF COMMON PLEAS (F.T.C.1-3-99) (Vote for 1)		JUDGE OF THE COURT OF COMMON PLEAS (F.T.C.1-4-99) (Vote for 1)		JUDGE OF THE COURT OF COMMON PLEAS (F.T.C.1-6-99) (Vote for 1)		JUDGE OF THE COURT OF COMMON PLEAS (F.T.C.1-1-99) (Vote for 1)		JUDGE OF THE COURT OF COMMON PLEAS (F.T.C.1-9-99) (Vote for 1)		JUSTICE OF THE SUPREME COURT (F.T.C.1-2-99) (Vote for 1)		REPRESENTATIVE TO CONGRESS (12TH DIST) (Vote for 1)		TOTAL VOTE
	P A C G R A T H	M A T H	B E V E L I F F E R Y	P R E F E R E N C E	A L A V I S	T R A V E L E R S	J O H N N O R A R	M A T H E W H E L M S O N	N O R M A N D I L E N E R	P A U L E L I F F E R	R O S E N A T E R D E R	E D W A R D S	J O H N N I C H K A S I C H	(DEM)	(REP)		
COLS 02-	A 129	160	128	144	139	131	137	54									230
	B 263	269	251	261	247	253	249	92									425
	C 240	251	238	241	253	240	228	70									360
	D 226	237	219	220	228	223	209	78									367
	E 226	230	220	221	231	221	221	80									370
	F 215	222	210	213	218	207	179	89									330
	1299	1369	1266	1300	1316	1275	1223	463									2082
COLS 03-	A 119	159	125	143	127	115	124	70									255
	B 161	204	152	186	160	146	146	116									323
	C 215	267	208	234	224	211	235	103									392
	D 220	245	217	229	224	215	209	97									368
	715	875	704	792	735	687	714	386									1338
COLS 04-	A 124	177	124	148	129	121	136	101									297
	B 130	193	128	176	150	125	141	101									295
	C 64	89	67	73	68	59	69	45									146
	D 136	202	139	172	144	129	150	92									318
	454	661	458	569	491	434	496	339									1056
COLS 05-	A 140	192	141	170	149	131	154	125									360
	B 136	211	126	185	138	116	133	143									352
	C 106	185	117	165	116	111	120	131									318
	D 69	111	71	94	78	63	73	76									198
	451	699	455	614	481	421	480	475									1228
COLS 06-	A 126	192	118	171	125	108	122	112									314
	B 187	287	179	248	200	171	167	184									472
	C 145	214	140	177	155	136	126	131									368
	D 149	220	147	206	156	149	153	118									332
	E 126	196	137	169	146	130	131	120									311
	F 131	219	132	205	139	137	135	139									370
	864	1328	853	1176	921	831	894	804									2167
COLS 07-	A 78	121	78	102	79	68	92	58									209
	B 119	216	127	205	130	122	138	142									384
	C 114	176	112	152	122	95	100	102									267
	D 105	176	111	152	114	113	98	117									260
	E 134	201	147	164	148	114	163	97									375
	550	890	575	775	593	512	591	516									1495
COLS 08-	A 99	123	100	112	103	101	105	48									191
	B 207	241	209	219	213	196	219	99									420
	C 179	183	170	178	177	172	173	70									303
	D 238	237	228	231	231	240	242	72									393
	723	784	707	740	724	709	739	289									1307
COLS 09-	A 197	212	187	202	191	188	195	73									322
	B 138	151	124	139	128	133	150	46									222
	335	363	311	341	319	321	345	119									544

* - OFFICIAL RESULTS - *

* - GENERAL ELECTION - NOVEMBER 3, 1998 - FRANKLIN COUNTY, OHIO - *

	JUDGE OF THE COURT OF COMMON PLEAS (F.T.C.1-2-99) (Vote for 1)		JUDGE OF THE COURT OF COMMON PLEAS (F.T.C.1-3-99) (Vote for 1)		JUDGE OF THE COURT OF COMMON PLEAS (F.T.C.1-4-99) (Vote for 1)		JUDGE OF THE COURT OF COMMON PLEAS (F.T.C.1-6-99) (Vote for 1)		JUDGE OF THE COURT OF COMMON PLEAS (F.T.C.1-1-99) (Vote for 1)		JUDGE OF THE COURT OF COMMON PLEAS (F.T.C.1-5-99) (Vote for 1)		JUSTICE OF THE SUPREME COURT (F.T.C.1-2-99) (Vote for 1)		REPRESENTATIVE TO CONGRESS (12TH DIST) (Vote for 1)		TOTAL VOTE
	P A T H	M C G R A T H	B E V E R L Y E R	D E F E R R E L Y E R	A L A N V I S	T R A V I S	J O H N N O R A	C O N N O R A	M A T T H E W H A R T O N	W A T S O N	N O R M A N D I L L E N E R	P A U L E L I F E R	P A U L E L I F E R	R O S E N A L D E R	E B R O W N A R D S	J O H N K A S I C H R I C H	
COLS 10-	A	357	358	345	352	352	352	349	321	101							516
	B	183	191	177	191	182	178	159	159	70							274
	C	151	184	144	166	153	147	148	148	104							295
	D	87	111	90	97	93	86	101	101	41							188
	E	419	422	420	408	419	417	417	419	105							647
	F	223	226	215	220	220	218	224	224	54							362
	G	226	216	215	216	222	215	215	234	75							385
	H	134	128	143	121	128	129	129	139	38							224
	I	141	147	129	147	140	141	141	143	41							224
	J	260	253	258	250	259	254	315	257	49							384
	K	312	321	305	305	319	306	306	315	81							493
	L	290	280	283	278	288	288	286	286	64							445
	M	216	219	214	211	218	212	194	194	66							336
	N	248	245	238	235	242	241	245	245	67							377
		3247	3301	3176	3197	3235	3181	3185	956								5150
COLS 11-	A	135	158	134	144	134	131	130	62								213
	B	230	248	220	242	235	227	241	83								375
	C	230	312	289	303	306	284	298	109								469
	D	254	264	233	250	248	242	269	74								391
	E	273	281	268	269	271	260	275	95								442
		1188	1263	1144	1208	1194	1144	1213	423								1890
COLS 12-	A	111	125	102	116	111	104	101	59								187
	B	66	109	74	97	79	70	75	66								169
	C	104	124	102	118	110	95	109	54								202
	D	161	175	156	170	154	154	147	75								301
		442	533	434	501	454	423	432	254								859
COLS 13-	A	44	71	46	59	45	39	46	35								107
	B	96	176	103	149	104	92	92	114								289
	C	63	100	61	87	71	58	59	64								170
	D	129	214	124	175	144	117	142	126								344
		332	561	334	470	364	306	339	339								910
COLS 14-	A	191	217	189	211	185	195	218	70								361
	B	161	191	166	177	164	162	161	74								316
	C	231	257	230	241	233	233	215	100								426
	D	252	292	251	281	259	259	250	131								489
		835	957	836	910	841	849	844	375								1592
COLS 15-	A	141	141	136	140	135	138	110	58								227
	B	279	284	262	268	272	266	265	100								448
		420	425	398	408	407	404	375	158								675
COLS 16-	A	119	138	123	134	124	118	117	62								231
	B	132	140	131	139	133	133	121	73								255
	C	103	107	99	103	101	98	97	36								181
	D	85	88	84	84	86	81	76	39								157
	E	90	94	92	91	90	91	86	34								165
		529	567	529	551	534	521	497	244								989

* - OFFICIAL RESULTS - *

* - GENERAL ELECTION - NOVEMBER 3, 1998 - FRANKLIN COUNTY, OHIO - *

	JUDGE OF THE COURT OF COMMON PLEAS (F.T.C.1-2-99) (Vote for 1)		JUDGE OF THE COURT OF COMMON PLEAS (F.T.C.1-3-99) (Vote for 1)		JUDGE OF THE COURT OF COMMON PLEAS (F.T.C.1-4-99) (Vote for 1)		JUDGE OF THE COURT OF COMMON PLEAS (F.T.C.1-6-99) (Vote for 1)		JUDGE OF THE COURT OF COMMON PLEAS (F.T.C.1-1-99) (Vote for 1)		JUDGE OF THE COURT OF COMMON PLEAS (F.T.C.1-9-99) (Vote for 1)		JUSTICE OF THE SUPREME COURT (F.T.C.1-2-99) (Vote for 1)		REPRESENTATIVE TO CONGRESS (12TH DIST) (Vote for 1)		TOTAL VOTE		
	P A T	M C G R A T H	B E V E R L Y	P F E R L Y R	A L A N C	T R A V I S	J O H N A R	C O N N O R	M I C H A E L	W A T S O N	N O I N E R	M O D L I N E R	P A U L F E R R	R O S E N S T E L D R	E B R O W N R D	J O H N C H R I S T I C H		(DEM)	(REP)
COLS 17-	A	83	131	82	115	84	73	86	75										
	B	175	305	174	269	198	168	160	209										
	C	145	255	138	201	136	130	166	149										
	D	131	211	135	193	134	122	136	118										
	E	107	161	104	135	110	93	112	95										
		641	1063	633	913	662	586	660	646										1698
COLS 18-	A	183	201	182	187	180	185	164	73										
	B	232	259	224	242	226	228	221	103										
	C	206	238	199	212	202	201	205	85										
	D	184	198	181	189	183	183	180	76										
	E	237	268	233	239	235	241	243	99										
	F	179	183	179	177	175	190	176	53										
		1221	1347	1198	1246	1201	1228	1189	489										2191
COLS 19-	A	240	244	234	239	236	233	258	80										
	B	292	313	280	301	285	284	312	122										
	C	334	340	325	325	327	327	345	110										
	D	320	338	305	321	323	311	313	135										
	E	271	271	264	272	269	266	265	97										
	F	288	287	278	272	285	275	275	114										
	G	286	277	278	272	283	289	322	67										
	H	301	312	291	307	291	297	288	132										
		2332	2382	2255	2309	2299	2282	2378	857										4180
COLS 20-	A	326	345	316	326	320	320	326	135										
	B	290	301	283	285	283	283	249	127										
	C	319	326	315	317	318	319	312	122										
		935	972	914	928	935	922	887	384										1652
COLS 21-	A	337	349	326	333	337	337	358	102										
	B	360	368	349	348	359	353	367	129										
	C	382	287	271	278	270	271	310	89										
	D	192	204	195	196	204	198	198	66										
	E	347	368	349	342	350	373	381	122										
	F	314	307	308	307	313	308	361	72										
		1839	1883	1798	1804	1833	1840	1975	580										3220
COLS 22-	A	347	333	341	330	336	338	356	103										
	B	278	280	274	275	276	276	318	76										
	C	327	341	311	319	285	285	378	83										
	D	210	229	205	198	323	315	233	69										
	E	220	217	212	195	214	204	233	53										
	F	275	286	274	270	279	277	301	62										
	G	286	295	286	282	288	282	306	122										
	H	218	221	212	211	217	214	252	62										
		2161	2202	2115	2080	2149	2119	2379	630										3653
COLS 23-	A	169	208	165	185	174	168	174	84										
	B	196	228	186	207	187	196	202	74										
	C	238	252	227	241	234	234	234	96										
	D	238	264	231	240	226	224	269	87										
		841	952	809	873	821	822	879	341										1536

* - OFFICIAL RESULTS - *

* - GENERAL ELECTION - NOVEMBER 3, 1998 - FRANKLIN COUNTY, OHIO - *

	JUDGE OF THE COURT OF COMMON PLEAS (F.T.C.1-2-99) (Vote for 1)		JUDGE OF THE COURT OF COMMON PLEAS (F.T.C.1-3-99) (Vote for 1)		JUDGE OF THE COURT OF COMMON PLEAS (F.T.C.1-4-99) (Vote for 1)		JUDGE OF THE COURT OF COMMON PLEAS (F.T.C.1-6-99) (Vote for 1)		JUDGE OF THE COURT OF COMMON PLEAS (F.T.C.1-1-99) (Vote for 1)		JUDGE OF THE COURT OF COMMON PLEAS (F.T.C.1-9-99) (Vote for 1)		JUSTICE OF THE SUPREME COURT (F.T.C.1-2-99) (Vote for 1)		REPRESENTATIVE TO CONGRESS (12TH DIST) (Vote for 1)		TOTAL VOTE
	P A C G R A T H	M C R A T H	B E V E R L Y E R	P F E R R E R	A L A N V I C	T R A V I S	J O H N N O R A	C O N N O R	M W A T S O N	I C H A E L H	N O I D L E N E R	P A F F L E E R	R O S E N A L E R	E B R O W N A R N D	J O H N S O N C H	K O H N S I C H	
COLS 24-	A 182	192	213	230	181	190	200	211	183	199	179	184	92				326
	B 182	192	230	178	165	165	165	171	171	166	166	211	80				346
	C 166	178	213	201	161	161	185	172	172	160	173	183	55				287
	D 162	213	201	177	161	161	185	172	172	160	173	183	55				287
	E 183	201	177	177	161	161	185	172	172	160	173	183	55				320
		885	1035	874	947	899	858	942	380								306
COLS 25-	A 182	151	305	187	247	201	175	186	171	175	150	152	141				455
	B 151	228	201	114	206	167	150	145	99	145	143	145	99				352
	C 121	258	154	143	175	135	113	145	99	145	143	145	99				314
	D 165	232	130	176	207	162	149	163	158	149	147	148	115				424
	E 138	205	170	231	194	162	129	147	148	129	147	148	115				366
	F 125	266	170	231	176	131	125	134	115	131	125	134	115				325
	G 159	266	170	231	176	131	125	134	115	131	125	134	115				436
		1041	1695	1051	1436	1129	984	1122	982								2672
COLS 26-	A 116	67	142	69	115	62	130	124	66	111	59	111	71				239
	B 67	124	191	83	60	121	85	70	66	59	76	70	90				103
	C 81	124	191	83	60	121	85	70	66	59	76	70	90				206
	D 124	112	65	104	70	135	70	82	69	70	168	82	69				327
	E 76	638	449	579	480	451	501	329			82	69					180
		464	638	449	579	480	451	501	329								1055
COLS 27-	A 149	125	162	138	141	141	142	156	58	142	122	135	47				268
	B 125	282	143	125	128	122	122	135	47	122	122	135	47				215
	C 282	183	293	284	297	277	275	296	81	277	275	296	81				466
	D 183	199	208	185	195	188	187	176	74	188	187	176	74				348
	E 199	312	332	309	325	319	328	199	79	328	338	126					335
	F 312	1240	1342	1223	1282	1233	1243	338	126	328	338	126					564
		1240	1342	1223	1282	1233	1243	1300	465								2196
COLS 28-	A 195	205	281	275	197	243	243	216	127	188	208	216	127				415
	B 205	236	275	308	204	243	203	208	158	185	208	208	158				463
	C 236	221	253	244	284	249	233	256	135	233	256	256	135				488
	D 221	276	376	217	239	225	226	220	105	226	220	220	105				405
	E 276	242	276	283	317	288	272	300	192	272	300	300	192				589
	F 242	1375	1769	1381	1585	1423	1338	235	130	234	235	235	130				460
		1375	1769	1381	1585	1423	1338	1435	847								2820
COLS 29-	A 102	66	128	97	95	71	114	116	66	91	70	123	52				228
	B 66	138	143	235	124	198	132	136	207	70	122	80	51				170
	C 138	211	198	488	531	525	470	207	187	187	231	146	47				246
	D 211	517	603	488	531	525	470	187	77	187	231	146	47				405
		517	603	488	531	525	470	580	227								1049
COLS 30-	A 285	190	294	210	277	182	195	305	79	273	192	188	68				456
	B 190	214	210	218	205	213	222	208	61	198	208	222	61				312
	C 214	207	228	227	227	222	235	248	60	208	231	248	60				338
	D 207	211	220	207	207	215	202	209	61	231	209	248	61				363
	E 211	154	147	145	143	143	145	163	41	209	143	163	41				333
	F 154	1261	1317	1243	1256	1290	1256	1345	370	143	143	163	41				257
		1261	1317	1243	1256	1290	1256	1345	370								2059

* - OFFICIAL RESULTS - *

* - GENERAL ELECTION - NOVEMBER 3, 1998 - FRANKLIN COUNTY, OHIO - *

COLS	A	B	C	D	E	JUDGE OF THE COURT OF COMMON PLEAS (F.T.C.1-2-99) (Vote for 1)		JUDGE OF THE COURT OF COMMON PLEAS (F.T.C.1-3-99) (Vote for 1)		JUDGE OF THE COURT OF COMMON PLEAS (F.T.C.1-4-99) (Vote for 1)		JUDGE OF THE COURT OF COMMON PLEAS (F.T.C.1-6-99) (Vote for 1)		JUDGE OF THE COURT OF COMMON PLEAS (F.T.C.1-1-99) (Vote for 1)		JUDGE OF THE COURT OF COMMON PLEAS (F.T.C.1-9-99) (Vote for 1)		JUSTICE OF THE SUPREME COURT (F.T.C.1-2-99) (Vote for 1)		REPRESENTATIVE TO CONGRESS (12TH DIST) (Vote for 1)		TOTAL VOTE			
						P A T H	M C G R A T H	B E V E R L Y	P F I F F E R	A L A N V I S	T R A V I S	J O H N N O R A	M A I C H S O N H	N M O D L L E N E R	P A U L E F F E R	R O S E N A T E R	E D W A R D S	B R O W N R D	J O H N R H	K A S I C H					
COLS 31-	A	184	239	185	205	195	175	218	80															381	
	B	182	186	171	181	171	169	193	57																291
	C	171	186	165	170	162	170	184	50																261
	D	78	109	67	90	76	69	93	40																167
	E	146	174	148	164	150	153	169	52																257
		761	894	736	810	754	736	857	279																1357
COLS 32-	A	348	362	339	346	357	355	366	111																572
	B	240	239	226	232	236	234	254	75																399
	C	155	180	153	157	157	153	164	70																279
	D	253	263	246	245	252	252	258	93																415
		996	1044	964	981	1002	994	1042	349																1665
COLS 33-	A	235	250	229	235	231	232	218	91																391
	B	147	157	146	149	146	146	138	47																243
	C	143	142	142	139	143	142	127	48																231
	D	237	254	228	247	233	238	257	67																407
	E	154	165	141	157	154	145	141	68																284
	F	124	130	121	126	123	123	120	41																203
	G	236	255	235	251	244	235	213	99																407
	H	106	113	101	114	99	101	88	52																187
		1382	1466	1343	1418	1373	1362	1302	513																2353
COLS 34-	A	275	303	271	271	278	260	294	109																473
	B	209	221	200	207	213	208	229	54																357
	C	198	213	192	209	198	184	206	76																348
	D	287	310	281	286	281	275	310	81																445
	E	166	185	166	166	165	169	178	62																303
	F	227	235	224	225	224	212	235	73																366
		1362	1467	1334	1364	1359	1308	1452	455																2292
COLS 35-	A	171	215	166	193	179	164	156	105																310
	B	125	213	132	185	140	122	129	137																354
	C	184	297	206	254	209	189	188	191																493
	D	202	279	215	255	245	210	242	133																482
		692	1004	719	887	773	685	715	566																1639
COLS 36-	A	255	271	243	254	244	245	261	91																409
	B	163	181	162	173	165	165	159	56																250
	C	140	143	132	132	133	133	133	39																214
	D	283	291	271	271	279	262	305	77																444
	E	345	367	334	351	340	339	357	77																531
	F	217	215	213	210	215	209	226	54																343
		1403	1468	1355	1405	1376	1349	1441	394																2191
COLS 37-	A	105	120	104	120	110	101	114	54																204
	B	68	84	67	78	73	69	77	31																136
	C	106	120	105	115	109	109	110	33																170
	D	143	159	145	150	151	135	170	33																262
	E	263	275	257	253	254	257	286	68																455
		685	758	678	716	697	671	757	219																1227

* - OFFICIAL RESULTS - *

* - GENERAL ELECTION - NOVEMBER 3, 1998 - FRANKLIN COUNTY, OHIO - *

		JUDGE OF THE COURT OF COMMON PLEAS (F.T.C.1-2-99) (Vote for 1)	JUDGE OF THE COURT OF COMMON PLEAS (F.T.C.1-3-99) (Vote for 1)	JUDGE OF THE COURT OF COMMON PLEAS (F.T.C.1-4-99) (Vote for 1)	JUDGE OF THE COURT OF COMMON PLEAS (F.T.C.1-6-99) (Vote for 1)	JUDGE OF THE COURT OF COMMON PLEAS (F.T.C.1-1-99) (Vote for 1)	JUDGE OF THE COURT OF COMMON PLEAS (F.T.C.1-9-99) (Vote for 1)	JUSTICE OF THE SUPREME COURT (F.T.C.1-2-99) (Vote for 1)	REPRESENTATIVE TO CONGRESS (12TH DIST) (Vote for 1)		TOTAL VOTE	
		P M C G R A T H	B P P E R V E I R F L Y E R	A T R L A N V I S C S	J C O N N O R A R	M W A T S O N H	N M O I D L I N E R	P P R O S U P A U L F E R	R O S E N B L E D	E B R O J O H N S D W A R N R D	K A O H N S I C H R H	
COLS 38-	A	245	262	229	252	245	234	248	92			395
	B	90	116	87	101	94	83	99	45			196
	C	155	174	156	163	157	151	164	61			275
		490	552	472	516	496	468	511	198			866
COLS 39-	A	145	151	144	150	144	139	121	57			247
	B	106	124	107	125	115	109	109	58			236
		251	275	251	275	259	248	230	115			483
COLS 40-	A	89	91	85	91	88	86	88	29			178
	B	91	99	88	92	79	88	76	29			150
	C	200	229	198	220	208	204	174	99			383
		380	419	371	403	375	378	338	157			711
COLS 41-	A	68	75	71	72	70	65	52	28			124
	B	83	85	81	83	82	82	49	32			113
	C	60	59	60	60	60	60	54	22			96
	D	60	59	59	58	60	59	42	25			92
	E	72	69	69	68	69	68	61	25			118
		343	347	340	341	341	334	258	132			543
COLS 42-	A	102	111	95	107	96	85	102	38			169
	B	130	160	127	134	131	125	136	63			254
	C	170	203	158	176	167	169	189	67			310
	D	140	171	136	153	141	136	157	46			248
	E	182	201	179	184	175	172	197	70			349
		724	846	695	754	710	687	781	284			1330
COLS 43-	A	252	261	248	249	254	242	279	66			407
	B	223	246	218	240	235	227	229	81			371
	C	202	210	193	189	199	197	212	73			321
	D	248	266	227	260	237	238	279	78			423
	E	172	174	162	166	172	162	170	51			272
		1097	1157	1048	1104	1097	1066	1169	349			1794
COLS 44-	A	195	236	185	222	198	181	174	112			348
	B	148	178	144	165	146	141	141	64			259
	C	181	228	176	201	180	175	179	99			327
	D	146	186	146	172	153	146	168	66			301
	E	186	232	187	208	193	184	160	109			325
	F	172	192	169	182	173	168	157	64			268
	G	157	157	145	154	153	147	141	42			229
	H	196	196	169	177	182	171	176	67			299
	I	200	213	192	197	194	191	191	66			314
	J	196	208	189	196	195	180	203	61			332
	K	122	134	125	131	129	121	123	46			206
		1867	2160	1827	2005	1896	1805	1813	796			3208

* - OFFICIAL RESULTS - *

* - GENERAL ELECTION - NOVEMBER 3, 1998 - FRANKLIN COUNTY, OHIO - *

	JUDGE OF THE COURT OF COMMON PLEAS (F.T.C.1-2-99) (Vote for 1)		JUDGE OF THE COURT OF COMMON PLEAS (F.T.C.1-3-99) (Vote for 1)		JUDGE OF THE COURT OF COMMON PLEAS (F.T.C.1-4-99) (Vote for 1)		JUDGE OF THE COURT OF COMMON PLEAS (F.T.C.1-6-99) (Vote for 1)		JUDGE OF THE COURT OF COMMON PLEAS (F.T.C.1-1-99) (Vote for 1)		JUDGE OF THE COURT OF COMMON PLEAS (F.T.C.1-9-99) (Vote for 1)		JUSTICE OF THE SUPREME COURT (F.T.C.1-2-99) (Vote for 1)		REPRESENTATIVE TO CONGRESS (12TH DIST) (Vote for 1)		TOTAL VOTE
	P A T	M C G R A T H	B E V E R L Y E R	D E F F E R	A L R A V I S	T R A N V I S	J O H N N O R A R	M I C H A E L H	W A T S O N	N O I L N E R	P A U L E F F E R	R O S E N A L D E R	S U S T E R	E D R O W N S	J O H N S I C H R	K A S I C H	
COLS 45-	A	150	169	149	154	154	151	155	52								253
	B	198	228	190	200	204	195	199	77								343
	C	285	312	287	297	290	273	288	108								454
	D	125	145	120	130	126	123	140	44								211
	E	143	147	139	140	144	140	130	40								212
	F	203	212	196	204	197	190	205	81								335
	G	216	228	205	211	209	203	221	49								312
	H	306	302	287	284	298	286	303	78								471
	I	248	248	237	236	241	238	256	65								389
	J	254	257	254	245	248	242	234	82								391
	K	197	204	192	195	203	192	194	50								297
		2325	2452	2256	2296	2314	2233	2325	726								3668
COLS 46-	A	256	237	236	225	243	237	266	69								387
	B	354	355	341	342	352	350	362	118								596
	C	302	303	296	286	304	288	297	81								450
	D	230	249	232	238	234	228	239	61								357
	E	236	238	231	233	227	227	225	89								366
	F	165	173	163	166	166	166	179	39								270
	G	136	149	137	145	136	133	136	55								216
	H	266	263	252	253	261	259	277	56								402
	I	357	375	345	363	366	351	374	127								601
		2302	2342	2233	2251	2289	2239	2355	695								3645
COLS 47-	A	242	271	243	252	253	228	275	86								445
	B	142	179	138	151	146	135	148	76								271
	C	214	238	204	224	216	196	220	93								382
	D	195	226	195	214	205	185	200	89								373
	E	206	225	199	199	203	203	210	66								336
	F	137	154	134	141	146	135	147	62								251
		1136	1293	1113	1181	1165	1082	1200	472								2058
COLS 48-	A	103	126	102	112	100	99	123	43								198
	B	120	155	118	143	126	118	150	48								244
	C	181	249	200	215	206	185	230	93								422
	D	211	278	215	253	224	197	219	114								406
	E	96	109	93	102	93	94	109	36								178
	F	198	257	185	234	216	182	211	101								395
		909	1174	913	1059	965	875	1042	435								1843
COLS 49-	A	330	358	317	339	334	317	360	88								556
	B	292	316	275	294	286	266	312	103								483
	C	211	220	200	204	191	191	235	66								370
	D	194	220	193	198	203	187	231	74								366
	E	159	169	155	162	160	153	145	50								231
		1186	1283	1140	1197	1187	1114	1283	381								2006
COLS 50-	A	128	216	134	197	145	114	137	127								369
	B	164	263	153	234	174	147	155	170								423
	C	127	175	134	151	137	129	131	84								279
	D	122	130	122	126	124	124	138	25								196
		541	784	543	708	580	514	561	406								1267

* - OFFICIAL RESULTS - *

* - GENERAL ELECTION - NOVEMBER 3, 1998 - FRANKLIN COUNTY, OHIO - *

	JUDGE OF THE COURT OF COMMON PLEAS				JUSTICE OF THE SUPREME COURT		REPRESENTATIVE TO CONGRESS (12TH DIST)		TOTAL VOTE	
	(F.T.C.1-2-99)	(F.T.C.1-3-99)	(F.T.C.1-4-99)	(F.T.C.1-6-99)	(F.T.C.1-1-99)	(F.T.C.1-9-99)	(DEM)	(REP)		
	P M A C G R A T H	B P E F E R L Y E R	A T R A V I C S	J C O N N O R A R	M W A T S O N H	N O I L E N E R	P A F L I F E R	R S O N S A L E R D	E B R O W N S	J K O H N S I C H R H
COLS 51-	A 174 B 98 C 190 D 127 589	291 157 278 175 901	167 107 180 131 585	258 140 251 148 797	171 111 191 131 604	163 94 172 124 553	183 120 177 126 606	183 76 169 87 515	446 267 444 289 1446	
COLS 52-	A 332 B 304 C 253 D 206 E 189 F 282 G 109 1675	334 327 275 239 211 301 115 1802	321 306 242 205 171 283 108 1636	328 311 273 214 188 281 111 1706	332 304 251 212 178 280 108 1665	316 307 242 208 171 279 108 1631	346 333 285 210 187 300 106 1767	92 95 110 84 52 70 35 538	536 503 481 362 300 448 179 2809	
COLS 53-	A 243 B 253 C 279 D 315 E 254 F 114 G 172 H 97 I 275 2002	254 232 281 315 255 119 187 95 263 2021	235 245 275 307 235 110 168 94 265 1934	246 229 261 312 240 114 178 96 276 1926	242 255 276 308 246 114 178 96 276 1991	238 247 266 298 240 111 165 94 255 1914	254 269 308 304 288 90 190 95 270 2068	71 63 70 106 55 38 44 18 73 538	392 406 455 485 407 167 280 145 422 3159	
COLS 54-	A 209 B 219 C 202 D 266 E 165 F 250 1311	224 228 214 274 176 257 1373	203 211 213 263 168 240 1298	209 218 205 253 162 242 1289	208 229 208 261 166 255 1327	199 210 207 261 163 241 1281	206 236 208 295 176 280 1401	70 69 60 70 59 71 399	344 381 329 443 283 451 2231	
COLS 55-	A 117 B 138 C 139 D 159 553	144 178 192 214 728	120 133 137 162 552	128 162 146 181 628	122 146 146 172 586	114 139 141 165 559	131 124 138 173 566	63 86 101 84 334	246 265 313 324 1148	
COLS 56-	A 151 B 73 C 112 D 69 E 217 F 165 G 137 H 137 I 179 1240	172 116 162 118 333 247 211 202 195 1756	152 77 111 72 208 161 135 135 177 1228	162 103 148 102 300 224 184 187 173 1583	152 81 117 75 230 174 135 148 186 1298	146 79 98 71 220 147 130 127 169 1187	149 101 109 80 239 180 120 121 192 1291	55 53 96 79 190 124 140 117 63 917	256 192 245 188 536 399 338 293 326 2773	

* - OFFICIAL RESULTS - *

* - GENERAL ELECTION - NOVEMBER 3, 1998 - FRANKLIN COUNTY, OHIO - *

COLS	JUDGE OF THE COURT OF COMMON PLEAS (F.T.C.1-2-99) (Vote for 1)	JUDGE OF THE COURT OF COMMON PLEAS (F.T.C.1-3-99) (Vote for 1)	JUDGE OF THE COURT OF COMMON PLEAS (F.T.C.1-4-99) (Vote for 1)	JUDGE OF THE COURT OF COMMON PLEAS (F.T.C.1-6-99) (Vote for 1)	JUDGE OF THE COURT OF COMMON PLEAS (F.T.C.1-1-99) (Vote for 1)	JUDGE OF THE COURT OF COMMON PLEAS (F.T.C.1-9-99) (Vote for 1)	JUSTICE OF THE SUPREME COURT (F.T.C.1-2-99) (Vote for 1)	REPRESENTATIVE TO CONGRESS (12TH DIST)		TOTAL VOTE	
								(DEM)	(REP)		
	P M A C T G R A T H	B P E F V E I F R E F E R L Y E R	A T L A N V I S C S	J C O N N O R A R	M W A C H T S O N H	N M O I D L I L E N E R	P P A F F E L I F F E R	R O U S T A T E R D E R	E B R O W N A R R D S	J O H N N I C H R	
COLS 57-	A 200 B 201 C 269 D 370 E 159 F 243 G 228 H 413 ----- 2083	222 214 277 376 164 242 243 420 ----- 2158	194 201 263 350 152 236 226 406 ----- 2028	192 203 267 366 159 229 228 405 ----- 2049	220 207 272 354 157 246 228 410 ----- 2094	201 205 263 358 146 233 229 400 ----- 2035	235 201 284 354 145 245 239 401 ----- 2104	54 65 76 109 39 49 84 94 ----- 570			322 301 435 596 244 386 389 641 ----- 3314
COLS 58-	A 249 B 292 C 275 D 237 E 321 F 294 G 170 H 265 ----- 2103	258 303 281 257 342 323 203 260 ----- 2227	236 269 278 226 314 290 166 252 ----- 2031	245 290 267 236 317 302 185 252 ----- 2094	245 291 282 235 331 300 171 257 ----- 2112	232 284 280 233 327 294 167 245 ----- 2062	258 321 290 238 326 307 198 265 ----- 2203	79 73 62 97 83 87 66 61 ----- 608			411 497 403 371 522 487 314 407M ----- 3412
COLS 59-	A 270 B 274 C 210 D 199 E 71 F 236 ----- 1260	287 218 194 74 230 ----- 1273	264 273 210 189 71 226 ----- 1233	257 283 211 186 69 228 ----- 1234	254 277 209 196 72 233 ----- 1241	268 282 214 190 72 234 ----- 1260	291 282 218 175 236 ----- 1276	81 80 72 69 16 64 ----- 382			448 444 363 312 112 377 ----- 2056
COLS 60-	A 266 B 246 C 375 D 331 E 216 F 337 G 142 ----- 1913	260 245 372 330 228 305 138 ----- 1878	262 246 360 326 222 319 137 ----- 1872	247 245 361 321 207 300 134 ----- 1815	272 249 374 326 224 336 139 ----- 1920	266 244 372 322 219 316 135 ----- 1874	267 243 388 325 233 361 140 ----- 1957	63 73 79 91 46 95 34 ----- 481			398 416 583 506 345 528 227 ----- 3003
COLS 61-	A 184 B 191 C 193 D 311 ----- 879	184 215 201 302 ----- 902	172 181 188 301 ----- 842	168 193 189 276 ----- 826	177 195 188 304 ----- 864	177 207 188 291 ----- 847	196 59 51 70 99 ----- 887	59 51 70 99 ----- 279			309 314 303 495 ----- 1421
COLS 62-	A 182 B 214 C 280 D 151 E 202 F 220 G 197 H 204 I 247 ----- 1897	186 225 284 159 217 228 211 219 248 ----- 1977	178 207 276 148 200 214 200 201 242 ----- 1866	174 211 270 150 202 223 201 212 235 ----- 1878	180 209 273 154 213 219 198 214 254 ----- 1914	179 211 267 153 198 208 192 195 245 ----- 1848	172 210 259 166 203 223 195 206 237 ----- 1871	52 51 90 32 67 50 69 63 74 ----- 548			277 341 426 242 341 334 321 370 408 ----- 3060

* - OFFICIAL RESULTS - *

* - GENERAL ELECTION - NOVEMBER 3, 1998 - FRANKLIN COUNTY, OHIO - *

COLS	JUDGE OF THE COURT OF COMMON PLEAS (F.T.C.1-2-99) (Vote for 1)	JUDGE OF THE COURT OF COMMON PLEAS (F.T.C.1-3-99) (Vote for 1)	JUDGE OF THE COURT OF COMMON PLEAS (F.T.C.1-4-99) (Vote for 1)	JUDGE OF THE COURT OF COMMON PLEAS (F.T.C.1-6-99) (Vote for 1)	JUDGE OF THE COURT OF COMMON PLEAS (F.T.C.1-1-99) (Vote for 1)	JUDGE OF THE COURT OF COMMON PLEAS (F.T.C.1-9-99) (Vote for 1)	JUSTICE OF THE SUPREME COURT (F.T.C.1-2-99) (Vote for 1)		REPRESENTATIVE TO CONGRESS (12TH DIST) (Vote for 1)		TOTAL VOTE
							P P R S A F O U U L I O N S E E F L A T R R E R D R	E B J D R O K W O W H A A N N R R N I S S C H	(DEM)	(REP)	
COLS 63-	A 355 B 288 C 372 D 195 E 250 F 258 G 252 H 167 I 126 J 164 ----- 2427	B 360 E 286 F 356 I 203 R 256 V 252 W 269 X 161 Y 128 Z 163 ----- 2434	T 348 L 279 A 369 N 193 V 243 I 249 S 245 C 156 E 124 N 161 ----- 2374	J 336 O 272 H 344 N 199 A 243 R 245 O 156 N 117 O 150 ----- 2296	M 365 W 282 A 375 C 199 H 245 S 252 T 249 A 168 O 130 N 164 ----- 2437	N 352 M 273 D 353 L 168 I 245 N 245 E 247 R 166 E 124 R 165 ----- 2364	P 366 A 264 U 372 L 168 I 267 F 227 E 269 R 167 R 137 ----- 2408	R 87 O 70 U 99 S 59 A 67 T 81 L 49 E 51 D 28 R 50 ----- 641			539 442 586 272 424 380 411 268 195 284 ----- 3806
COLS 64-	A 253 B 287 C 235 D 321 E 263 F 319 G 129 ----- 1807	243 278 228 305 270 302 132 ----- 1758	250 283 227 307 263 308 126 ----- 1764	226 264 221 293 255 287 126 ----- 1672	253 289 239 318 260 303 128 ----- 1810	248 281 234 309 265 303 130 ----- 1770	254 279 255 310 279 318 124 ----- 1819	56 81 54 73 61 72 38 ----- 435			391 437 404 499 456 488 202 ----- 2877
COLS 65-	A 171 B 220 C 215 D 266 E 256 F 209 G 289 ----- 1626	178 208 208 268 265 212 288 ----- 1629	171 212 208 265 247 203 281 ----- 1587	166 202 204 271 251 198 275 ----- 1558	175 223 213 309 263 213 284 ----- 1642	166 220 204 265 251 207 285 ----- 1598	181 211 199 258 264 208 292 ----- 1613	53 49 81 56 66 50 73 ----- 428			293 321 364 389 440 306 474 ----- 2587
COLS 66-	A 234 B 179 C 292 D 285 E 239 ----- 1229	239 190 285 305 241 ----- 1260	233 180 282 293 227 ----- 1205	225 170 279 282 216 ----- 1172	237 177 289 286 235 ----- 1224	223 171 295 284 220 ----- 1193	241 170 333 271 270 ----- 1285	53 67 62 95 52 ----- 329			347 300 481 454 392 ----- 1974
COLS 67-	A 278 B 306 C 205 D 164 E 263 F 338 G 208 H 244 I 263 J 209 K 183 ----- 2661	283 296 224 173 260 354 222 254 266 214 192 ----- 2738	269 290 199 163 249 326 203 241 249 202 181 ----- 2561	264 280 211 166 247 330 201 241 246 203 186 ----- 2575	266 301 207 167 262 347 200 244 254 212 184 ----- 2644	265 279 200 158 247 325 201 238 255 199 176 ----- 2543	284 334 213 176 276 368 238 264 253 217 185 ----- 2808	63 57 67 30 68 77 63 55 62 54 48 ----- 644			423 460 341 248 421 565 376 407 379 370 294 ----- 4284
COLS 68-	A 165 B 121 C 163 D 123 ----- 572	181 138 177 152 ----- 648	170 116 162 120 ----- 568	173 131 164 134 ----- 602	169 128 164 121 ----- 582	164 118 157 114 ----- 553	176 122 174 122 ----- 594	51 48 48 68 ----- 215			279 196 257 228 ----- 960

* - OFFICIAL RESULTS - *

* - GENERAL ELECTION - NOVEMBER 3, 1998 - FRANKLIN COUNTY, OHIO - *

	JUDGE OF THE COURT OF COMMON PLEAS (F.T.C.1-2-99) (Vote for 1)		JUDGE OF THE COURT OF COMMON PLEAS (F.T.C.1-3-99) (Vote for 1)		JUDGE OF THE COURT OF COMMON PLEAS (F.T.C.1-4-99) (Vote for 1)		JUDGE OF THE COURT OF COMMON PLEAS (F.T.C.1-6-99) (Vote for 1)		JUDGE OF THE COURT OF COMMON PLEAS (F.T.C.1-1-99) (Vote for 1)		JUDGE OF THE COURT OF COMMON PLEAS (F.T.C.1-9-99) (Vote for 1)		JUSTICE OF THE SUPREME COURT (F.T.C.1-2-99) (Vote for 1)		REPRESENTATIVE TO CONGRESS (12TH DIST) (Vote for 1)		TOTAL VOTE
	P A C E T G R A T H	M C R A T H	B E V E I R F L F Y E R	P F E I R F L F Y E R	A T R A A V I C S	J O H N N O A R	M W A I C H S O N L H	N M O I D L L N E R	P P A U L I F E R	R S O U N S A T L E R	E B D R O W N S	J K O H N S C H R E H	(DEM)	(REP)			
COLS 69-	A 306	291	293	282	308	281	317	65									473
	B 134	137	131	132	131	124	118	38									216
	C 324	321	311	311	324	308	327	80									487
	D 303	303	297	298	308	293	304	107									490
	E 217	219	215	210	220	218	231	42									360
	F 252	239	247	225	249	250	271	59									427
	G 208	205	202	202	208	201	188	47									308
	H 176	171	168	157	171	164	148	57									279
	I 304	299	295	288	306	298	305	53									459
	2234	2185	2159	2095	2225	2127	2211	548									3499
COLS 70-	A 283	269	271	256	273	269	297	71									432
	B 270	259	263	240	254	256	282	63									423
	C 321	332	307	321	320	318	336	99									530
	D 376	363	366	349	373	386	418	104									616
	E 172	177	168	167	171	163	180	63									289
	1422	1400	1375	1333	1391	1392	1513	400									2290
COLS 71-	A 153	153	148	139	155	152	156	41									247
	B 178	181	176	172	172	174	159	49									263
	C 142	147	143	143	143	141	133	38									209
	D 197	195	191	186	194	185	176	59									320
	E 245	248	245	240	245	236	242	52									369
	F 297	290	282	267	293	283	274	77									434
	G 171	166	169	161	171	167	182	39									280
	H 234	244	229	230	231	227	250	65									404
	I 204	199	200	199	200	197	200	38									279
	J 234	235	231	235	231	230	216	64									350
	K 215	218	214	205	213	203	210	40									331
	L 201	196	194	192	197	190	192	35									299
	2471	2472	2422	2378	2445	2385	2390	597									3785
COLS 72-	A 295	280	288	280	295	288	275	73									437
	B 255	236	247	232	263	244	255	68									394
	C 267	248	256	248	254	251	275	60									421
	D 312	296	300	288	313	313	281	89									477
	E 298	286	291	276	303	295	313	70									477
	F 267	249	258	244	259	260	269	62									420
	1694	1595	1640	1568	1687	1651	1668	422									2626
COLS 73-	A 313	324	303	304	316	304	315	79									485
	B 197	187	187	185	195	186	186	62									289
	C 305	307	300	293	310	296	316	71									480
	D 192	192	192	188	194	191	173	64									294
	E 295	287	285	280	300	278	291	65									439
	F 216	220	218	216	217	211	236	48									353
	G 189	188	191	182	191	188	179	43									287
	H 278	260	267	249	276	259	252	75									425
	1985	1965	1943	1897	1999	1913	1948	507									3052

* - OFFICIAL RESULTS - *

* - GENERAL ELECTION - NOVEMBER 3, 1998 - FRANKLIN COUNTY, OHIO - *

	JUDGE OF THE COURT OF COMMON PLEAS (F.T.C.1-2-99) (Vote for 1)		JUDGE OF THE COURT OF COMMON PLEAS (F.T.C.1-3-99) (Vote for 1)		JUDGE OF THE COURT OF COMMON PLEAS (F.T.C.1-4-99) (Vote for 1)		JUDGE OF THE COURT OF COMMON PLEAS (F.T.C.1-6-99) (Vote for 1)		JUDGE OF THE COURT OF COMMON PLEAS (F.T.C.1-1-99) (Vote for 1)		JUDGE OF THE COURT OF COMMON PLEAS (F.T.C.1-9-99) (Vote for 1)		JUSTICE OF THE SUPREME COURT (F.T.C.1-2-99) (Vote for 1)		REPRESENTATIVE TO CONGRESS (12TH DIST) (Vote for 1)		TOTAL VOTE				
	P M A C T G R A T H		B P V E I F R F L F E R Y		A T L R A V I S		J C O H N N O R		M W I A C H S T H A O N E L		N M O I D L L N E R		P P A U L I F E E R		R S O U N S T A L E R D			E B D R O W N R D		J O H N S I C H R H	
	(DEM)	(REP)	(DEM)	(REP)	(DEM)	(REP)	(DEM)	(REP)	(DEM)	(REP)	(DEM)	(REP)	(DEM)	(REP)	(DEM)	(REP)		(DEM)	(REP)		
COLS 74-	A 230 B 244 C 321 D 167 E 171 F 171 G 224 H 278 ----- 1806	233 230 302 176 174 172 218 269 ----- 1774	225 239 308 167 171 171 222 271 ----- 1770	223 223 285 163 171 172 209 271 ----- 1717	235 252 308 166 173 174 217 272 ----- 1797	233 232 296 173 169 170 212 270 ----- 1751	253 258 315 173 159 169 220 269 ----- 1816	51 49 75 43 48 48 45 62 ----- 422													
DUBLIN 1-	A 356 B 476 C 331 D 308 E 437 ----- 1908	344 447 303 305 429 ----- 1828	335 463 307 296 425 ----- 1826	333 477 280 297 397 ----- 1744	340 477 319 313 430 ----- 1879	338 461 310 305 419 ----- 1833	354 441 322 310 404 ----- 1831	99 119 69 76 112 ----- 475													
DUBLIN 2-	A 361 B 276 C 179 D 331 E 269 ----- 1416	356 260 184 318 264 ----- 1382	355 255 177 320 262 ----- 1369	340 247 180 303 250 ----- 1320	367 272 181 331 265 ----- 1416	358 255 183 318 258 ----- 1374	360 279 180 351 264 ----- 1434	95 66 50 71 53 ----- 335													
DUBLIN 3-	A 367 ----- 367	349 ----- 349	363 ----- 363	324 ----- 324	361 ----- 361	354 ----- 354	366 ----- 366	73 ----- 73													
DUBLIN 4-	A 280 B 313 C 342 D 315 E 256 F 172 ----- 1683	264 299 339 320 241 171 ----- 1634	273 308 336 310 249 164 ----- 1640	259 291 331 311 230 163 ----- 1585	277 312 335 318 249 172 ----- 1663	268 309 337 309 247 165 ----- 1635	271 302 325 313 221 173 ----- 1605	69 70 85 65 68 27 ----- 384													
FRANK	A 273 B 210 C 256 D 236 E 209 F 97 ----- 1281	305 234 262 264 245 106 ----- 1416	267 201 239 221 204 93 ----- 1225	274 198 247 235 223 95 ----- 1273	269 213 248 240 223 103 ----- 1296	274 198 238 227 202 93 ----- 1232	299 237 279 276 265 108 ----- 1464	100 74 89 77 69 29 ----- 438													
GAH 1-	A 251 B 251 C 316 D 240 E 311 F 154 ----- 1523	247 269 315 251 318 169 ----- 1569	240 251 313 233 311 146 ----- 1494	242 249 298 241 304 151 ----- 1485	250 255 314 242 321 154 ----- 1536	247 253 309 237 304 148 ----- 1498	260 276 337 253 316 164 ----- 1606	75 66 85 65 84 49 ----- 424													

* - OFFICIAL RESULTS - *

* - GENERAL ELECTION - NOVEMBER 3, 1998 - FRANKLIN COUNTY, OHIO - *

		JUDGE OF THE COURT OF COMMON PLEAS (F.T.C.1-2-99) (Vote for 1)	JUDGE OF THE COURT OF COMMON PLEAS (F.T.C.1-3-99) (Vote for 1)	JUDGE OF THE COURT OF COMMON PLEAS (F.T.C.1-4-99) (Vote for 1)	JUDGE OF THE COURT OF COMMON PLEAS (F.T.C.1-6-99) (Vote for 1)	JUDGE OF THE COURT OF COMMON PLEAS (F.T.C.1-1-99) (Vote for 1)	JUDGE OF THE COURT OF COMMON PLEAS (F.T.C.1-9-99) (Vote for 1)	JUSTICE OF THE SUPREME COURT (F.T.C.1-2-99) (Vote for 1)	REPRESENTATIVE TO CONGRESS (12TH DIST)		TOTAL VOTE	
		P M A C T G R R A A T H	B P V F E F E I R F L F L Y E R	A T L R A A V V C I S S	J O O O H N N N A R A O	M W I A C H T S O N H A O N L	N M O I D L L L I N E R	P P A U L I F E E R	R S O N S T A L E R	E B D R O W A W N R D	J K O A S H N I C H R H	
		(DEM)	(REP)									
GAH 2-	A	226	237	218	228	227	219	255	41			
	B	350	366	343	325	340	336	301	116			382
	C	318	326	313	306	320	321	319	87			582M
	D	150	156	148	140	151	155	189	35			526
	E	382	391	376	346	388	386	398	111			285
		1426	1476	1398	1345	1426	1417	1482	390			676
GAH 3-	A	221	227	213	218	231	215	240	64			
	B	258	247	253	245	260	260	286	59			386
	C	314	333	309	310	313	304	325	89			425
	D	401	410	395	405	398	399	399	104			538
	E	221	217	226	209	231	226	247	56			709
	F	281	275	263	256	279	271	268	92			393
		1696	1709	1659	1643	1712	1675	1765	464			476
GAH 4-	A	299	297	289	290	300	296	308	73			
	B	334	328	319	314	329	323	317	109			481
	C	308	310	300	297	314	307	328	67			533
	D	229	244	230	236	236	240	240	69			528
	E	358	362	345	347	356	336	360	81			423
	F	363	358	356	353	365	356	348	105			592
	G	246	239	240	233	246	242	251	67			619M
		2137	2138	2079	2070	2146	2100	2152	571			411
GR CTY 1-	A	262	271	263	256	256	256	294	68			
	B	244	260	234	251	235	237	250	73			441
	C	353	352	345	334	353	347	367	73			416
	D	102	108	102	101	106	102	101	27			591
		961	991	944	942	950	942	1012	241			164
GR CTY 2-	A	287	284	282	276	289	286	320	56			
	B	373	384	359	370	381	360	413	101			467
	C	263	270	253	252	263	256	277	63			650
		923	938	894	898	933	902	1010	220			441
GR CTY 3-	A	290	298	283	281	289	294	306	80			
	B	368	352	361	343	363	372	404	80			498
	C	343	348	318	318	338	331	376	85			641
	D	303	301	289	286	300	294	320	73			611
	E	302	304	294	288	303	298	310	74			539
	F	255	247	250	243	258	250	298	53			673
	G	306	317	301	294	304	297	341	70			510
		2167	2167	2106	2053	2155	2136	2355	515			3792
GR CTY 4-	A	238	239	225	224	236	237	242	75			
	B	308	314	301	294	303	296	327	69			403
	C	271	259	263	246	266	263	262	54			538
	D	231	238	227	222	233	231	259	62			409
	E	279	266	262	252	271	276	310	50			419
		1327	1316	1278	1238	1309	1303	1400	310			447
												2216

* - OFFICIAL RESULTS - *

* - GENERAL ELECTION - NOVEMBER 3, 1998 - FRANKLIN COUNTY, OHIO - *

		JUDGE OF THE COURT OF COMMON PLEAS (F.T.C.1-2-99) (Vote for 1)	JUDGE OF THE COURT OF COMMON PLEAS (F.T.C.1-3-99) (Vote for 1)	JUDGE OF THE COURT OF COMMON PLEAS (F.T.C.1-4-99) (Vote for 1)	JUDGE OF THE COURT OF COMMON PLEAS (F.T.C.1-6-99) (Vote for 1)	JUDGE OF THE COURT OF COMMON PLEAS (F.T.C.1-1-99) (Vote for 1)	JUDGE OF THE COURT OF COMMON PLEAS (F.T.C.1-9-99) (Vote for 1)	JUSTICE OF THE SUPREME COURT (F.T.C.1-2-99) (Vote for 1)	REPRESENTATIVE TO CONGRESS (12TH DIST)		TOTAL VOTE
		P M A C G R A T H	B P E F V E R I F F L F Y E R	A T L R A A N V I C S	J C O O N N N O A R	M W I A T T H S A O N E L	N M O I D L I L N E R	P P A F U L I F E R	R S O U N S A T L E D R	E B D O W A R N R D	
GRANDV	A	396	391	390	379	398	392	408	133		715
	B	274	287	260	270	263	266	293	103		496
	C	290	314	284	300	295	297	285	110		530
	D	312	317	302	320	306	305	329	89		531
	E	275	275	264	273	268	254	278	84		480
		1547	1584	1500	1542	1530	1514	1593	519		2752
GRVPT	A	254	270	250	248	250	247	265	67		427
	B	220	232	209	207	218	213	229	57		373
	C	195	202	193	184	200	189	212	70		355
		669	704	652	639	668	649	706	194		1155
HAMIL	A	204	244	198	220	212	206	241	75		405
	B	146	143	148	144	143	145	156	44		249
	C	216	231	216	213	222	207	240	61		382
	D	221	255	206	188	228	205	213	101		399
		787	873	768	765	805	763	850	281		1435
HAR'RG		71	72	64	66	71	63	79	19		129
		71	72	64	66	71	63	79	19		129
HILL 1-	A	151	155	145	142	146	144	162	44		255
	B	215	216	201	197	211	201	208	45		314
	C	245	243	241	231	248	244	234	64		396
	D	248	243	237	237	245	239	256	63		414
		859	857	824	807	850	828	860	216		1379
HILL 2-	A	283	286	277	275	283	271	251	98		438
	B	325	310	321	303	330	320	339	76		500
	C	290	284	285	277	290	290	271	75		465
	D	277	266	265	259	273	269	298	56		455
		1175	1146	1148	1114	1176	1150	1159	305		1858
HILL 3-	A	194	193	184	184	192	180	173	64		284
	B	224	231	214	218	226	215	232	62		372
	C	163	167	152	162	153	172	172	56		279
	D	292	300	285	291	297	282	313	68		478
		873	891	835	855	868	830	890	250		1413
HILL 4-	A	281	279	273	263	281	268	296	76		463
	B	334	338	319	304	337	311	358	76		502
	C	294	305	282	287	293	294	297	72		492
	D	212	214	215	202	216	217	234	39		355
		1121	1136	1089	1056	1127	1090	1185	263		1812
JACK	A	248	252	239	237	248	237	248	98		470
	B	213	226	210	204	214	208	237	69		387
	C	232	234	214	216	225	230	259	63		427
	D	317	320	310	294	319	304	365	80		563
		1010	1032	973	951	1006	979	1109	310		1847

* - OFFICIAL RESULTS - *

* - GENERAL ELECTION - NOVEMBER 3, 1998 - FRANKLIN COUNTY, OHIO - *

	JUDGE OF THE COURT OF COMMON PLEAS (F.T.C.1-2-99) (Vote for 1)		JUDGE OF THE COURT OF COMMON PLEAS (F.T.C.1-3-99) (Vote for 1)		JUDGE OF THE COURT OF COMMON PLEAS (F.T.C.1-4-99) (Vote for 1)		JUDGE OF THE COURT OF COMMON PLEAS (F.T.C.1-6-99) (Vote for 1)		JUDGE OF THE COURT OF COMMON PLEAS (F.T.C.1-1-99) (Vote for 1)		JUDGE OF THE COURT OF COMMON PLEAS (F.T.C.1-9-99) (Vote for 1)		JUSTICE OF THE SUPREME COURT (F.T.C.1-2-99) (Vote for 1)		REPRESENTATIVE TO CONGRESS (12TH DIST) (Vote for 1)		TOTAL VOTE	
	P A C E	M A T H	B E R R Y	P E R F E R R E	A A N V I C S	T R A V I S	J O H N N O A R	C O N N O A R	M W I C H A E L	H A S H O N E R	N M O D I L I N E R	P A F L E R	R S O U N S L E D R	E D W A R D	J O H N R I C H	(DEM)		(REP)
JEFF	A 301	307	309	303	295	305	291	285	292	307	296	304	92					502
	B 307	362	303	356	305	351	285	351	307	304	304	334	86					539
	C 362		356		364		351		366	353		363	120					614
		970	968	964	927	965	953	1001	298									1655
LOCK	42	42	47	47	39	39	37	37	45	40	40	40	16					77
									45	40	40	40	16					77
MAD	A 232	283	231	288	227	281	218	276	224	220	224	264	68					412
	B 283	305	288	320	281	300	276	290	290	276	304	330	77					486
	C 305	284	320	302	296	282	300	297	304	297	283	340	86					520
	D 284	169	302	171	282	155	283	283	283	283	301	301	82					455
	E 169	295	171	307	155	277	159	158	159	158	177	177	43					270
	F 295	218	307	231	209	291	217	284	303	284	217	310	79					450
	G 218	258	231	255	243	217	245	250	221	217	219	219	78					342
	H 258		255		243	245		250	250	242	282	58						415
		2044	2105	1970	1982	2034	1977	2223	571									3350
MAR CL	176	176	172	172	171	171	171	171	173	171	171	180	59					298
									173	171	171	180	59					298
MIFF	A 172	151	201	173	169	144	188	156	173	170	151	191	76					324
	B 151		173		144		156		155	151		152	55					243
		323	374	313	344	328	321	343	321	343	131							567
MIN PK	356	356	378	378	350	346	346	362	362	348	348	387	118					641
									362	348	348	387	118					641
NEW AL	A 222	198	228	192	216	192	210	181	217	218	218	248	53					377
	B 198	258	192	254	192	243	181	243	197	204	204	217	56					341
	C 258		254		256		243		253	262	262	229	91					438
		678	674	664	634	667	634	667	667	684	684	694	200					1156
NOR	A 336	313	342	299	313	297	308	291	325	316	316	357	80					529
	B 313	257	299	252	297	250	291	251	315	304	304	322	69					490
	C 257	192	252	185	250	182	251	182	253	244	244	260	82					421
	D 192		185		194		182		192	185	185	199	53					313
		1098	1078	1054	1032	1085	1032	1085	1085	1049	1049	1138	284					1753
OBETZ	A 124	176	139	195	116	167	124	185	122	120	120	151	48					260
	B 176	157	195	172	167	141	162	162	167	166	151	187	70					320
	C 157		172		141		162		151	158		184	43					283
		457	506	424	471	440	471	440	440	444	444	522	161					863
PERRY	A 362	310	346	306	347	299	341	298	356	349	349	381	84					586
	B 310	125	306	125	299	117	288	117	309	300	300	344	91					512
	C 125	305	125	298	114	304	284	301	124	120	120	126	40					201
	D 305		298		304		284		301	299	299	319	55					454
		1102	1075	1064	1030	1090	1030	1090	1090	1068	1068	1170	270					1753

* - OFFICIAL RESULTS - *

* - GENERAL ELECTION - NOVEMBER 3, 1998 - FRANKLIN COUNTY, OHIO - *

		JUDGE OF THE COURT OF COMMON PLEAS (F.T.C.1-2-99) (Vote for 1)	JUDGE OF THE COURT OF COMMON PLEAS (F.T.C.1-3-99) (Vote for 1)	JUDGE OF THE COURT OF COMMON PLEAS (F.T.C.1-4-99) (Vote for 1)	JUDGE OF THE COURT OF COMMON PLEAS (F.T.C.1-6-99) (Vote for 1)	JUDGE OF THE COURT OF COMMON PLEAS (F.T.C.1-1-99) (Vote for 1)	JUDGE OF THE COURT OF COMMON PLEAS (F.T.C.1-9-99) (Vote for 1)	JUSTICE OF THE SUPREME COURT (F.T.C.1-2-99) (Vote for 1)	REPRESENTATIVE TO CONGRESS (12TH DIST)		TOTAL VOTE
		P M A C T G R A T H	B P E F V E I R R F L F Y E R	A T L R A V N V I S	J O H N N O A R	M W A T S O N H A O N L	N M O I D L L E N E R	P P A F F L U E L I F E R	R S O N S A T L E R D R	E B D R O W N A R N S	
PLAIN	A	161	152	151	153	158	159	157	55		275
	B	162	168	162	156	163	158	189	42		297
	C	226	204	212	199	214	209	228	58		355
		549	524	525	508	535	526	574	155		927
PLRAS	A	200	218	187	204	200	188	220	54		374
	B	239	258	238	236	237	235	254	79		448
	C	231	234	223	214	234	233	273	62		433
	D	301	310	295	289	299	304	331	90		540
	E	228	218	223	211	227	228	230	75		398
	F	147	167	141	151	143	146	158	45		260
		1346	1405	1307	1305	1340	1334	1466	405		2453
PRAIR	A	179	171	177	165	183	179	194	37		284
	B	301	323	297	303	305	297	305	107		534
	C	252	265	233	250	252	243	275	69		429
	D	333	334	320	318	323	328	343	108		545
	E	237	239	232	238	234	235	250	68		393
	F	275	286	287	271	283	273	293	89		470
	G	250	255	248	243	247	246	281	52		426
	H	201	205	191	196	198	182	193	71		319
	I	275	293	263	267	268	259	283	94		471
	J	174	180	160	170	164	162	167	54		282
	K	164	170	154	158	168	166	182	42		288
	L	173	171	168	179	172	159	178	49		266
		2814	2892	2730	2758	2797	2729	2944	840		4707
REYNS 1	A	306	295	285	289	304	302	319	75		515
	B	380	369	367	348	375	363	394	89		594
	C	141	142	139	135	137	137	144	30		219
	D	240	246	229	231	239	230	250	81		430
	E	288	303	281	294	287	279	299	87		494
		1355	1355	1301	1297	1344	1311	1406	362		2252
REYNS 2	A	246	247	242	239	256	247	246	74		401
	B	179	198	177	193	188	177	204	55		326
	C	165	167	172	164	171	166	171	48		265
	D	243	248	237	232	239	238	267	63		396
	E	231	235	227	226	233	214	221	70		345
	F	234	235	226	215	238	234	243	74		377
		1298	1330	1281	1269	1325	1276	1352	384		2110
REYNS 3	A	279	274	268	265	269	273	279	87		460
	B	302	284	289	273	294	290	304	82		471
	C	301	301	291	284	304	297	304	76		465
	D	269	278	263	259	260	260	283	65		435
		1151	1137	1111	1081	1127	1120	1170	310		1831
REYNS 4	A	179	200	179	186	187	188	176	59		280
	B	158	154	152	151	158	153	172	48		251
	C	255	252	251	239	251	241	259	68		385
	D	238	231	235	229	235	234	258	51		381
	E	114	111	111	111	118	108	101	36		165
		944	948	928	916	949	924	966	262		1462

* - OFFICIAL RESULTS - *

* - GENERAL ELECTION - NOVEMBER 3, 1998 - FRANKLIN COUNTY, OHIO - *

	JUDGE OF THE COURT OF COMMON PLEAS (F.T.C.1-2-99) (Vote for 1)		JUDGE OF THE COURT OF COMMON PLEAS (F.T.C.1-3-99) (Vote for 1)		JUDGE OF THE COURT OF COMMON PLEAS (F.T.C.1-4-99) (Vote for 1)		JUDGE OF THE COURT OF COMMON PLEAS (F.T.C.1-6-99) (Vote for 1)		JUDGE OF THE COURT OF COMMON PLEAS (F.T.C.1-1-99) (Vote for 1)		JUDGE OF THE COURT OF COMMON PLEAS (F.T.C.1-9-99) (Vote for 1)		JUSTICE OF THE SUPREME COURT (F.T.C.1-2-99) (Vote for 1)		REPRESENTATIVE TO CONGRESS (12TH DIST) (Vote for 1)		TOTAL VOTE
	P A T H	M C R A T H	B V E R L Y	P F E R R E Y	A L A V I C S	T R A N S	J O H N A R	C O N N O R	M W I C H A E L H	N O I D L E R	P A U L E E R	R O S E N S A T L E R	E D W A R D S	J O H N I C H	K A S I C H	(DEM)	
RIVERL	141	141	147	147	136	136	135	135	143	143	140	146	41				237
																	237
SHARON	A 263	B 258	257	249	255	254	248	238	255	263	262	277	85				426
																	452
																	878
TRURO	A 58	B 188	47	201	51	178	53	179	54	184	51	57	14				84
																	292
																	376
UP ARL 1-	A 294	B 278	291	283	302	291	291	282	288	285	283	303	76				495
																	482
																	373
																	342
																	540
																	430
																	2662
UP ARL 2-	A 319	B 145	318	134	318	144	309	131	312	144	307	324	90				517
																	234
																	479
																	578
																	394
																	2202
UP ARL 3-	A 301	B 227	280	209	289	211	271	200	301	221	285	321	79				524
																	381
																	498
																	560
																	368
																	2331
UP ARL 4-	A 260	B 320	257	297	243	307	250	290	253	321	231	262	63				422
																	497
																	498
																	404
																	520
																	2341
UP ARL 5-	A 345	B 374	328	352	344	369	317	335	345	374	340	381	59				521
																	530M
																	461
																	404
																	338
																	461
																	2715

* - OFFICIAL RESULTS - *

* - GENERAL ELECTION - NOVEMBER 3, 1998 - FRANKLIN COUNTY, OHIO - *

	JUDGE OF THE COURT OF COMMON PLEAS (F.T.C.1-2-99) (Vote for 1)					JUDGE OF THE COURT OF COMMON PLEAS (F.T.C.1-3-99) (Vote for 1)		JUDGE OF THE COURT OF COMMON PLEAS (F.T.C.1-4-99) (Vote for 1)		JUDGE OF THE COURT OF COMMON PLEAS (F.T.C.1-6-99) (Vote for 1)		JUDGE OF THE COURT OF COMMON PLEAS (F.T.C.1-1-99) (Vote for 1)		JUDGE OF THE COURT OF COMMON PLEAS (F.T.C.1-9-99) (Vote for 1)		JUSTICE OF THE SUPREME COURT (F.T.C.1-2-99) (Vote for 1)		REPRESENTATIVE TO CONGRESS (12TH DIST) (Vote for 1)		TOTAL VOTE		
	P A T H	M C G R A T H	A T T R A V I S	J O H N N O R	M W A I C H S O N H	N M O I D L I L N E R	P P U E L E R	R O U S T A L E R	E B D R O W N S	J K O H N S I C H	(DEM)	(REP)										
UP ARL 6-	A 342	323	337	313	341	331	361	108														
	B 327	311	326	302	329	332	325	68														547
	C 290	262	286	259	285	282	297	58														465
	D 245	226	241	218	244	243	249	58														434
	E 307	282	300	269	305	298	296	70														377
	F 303	267	300	269	304	300	293	66														442
	G 300	291	297	276	303	296	322	66														423
	2114	1962	2087	1906	2111	2082	2143	494														490
URB'ST	60	74	61	62	64	67	79	20														124
	60	74	61	62	64	67	79	20														124
V'VIEW	109	118	105	103	104	101	107	52														192
	109	118	105	103	104	101	107	52														192
WASH	230	238	230	226	227	225	233	73														376
	230	238	230	226	227	225	233	73														376
WESTV 1-	A 258	250	249	230	259	248	255	78														413M
	B 222	221	219	211	219	231	229	68														373
	C 239	227	226	221	237	226	258	65														399
	D 248	252	243	231	250	241	251	74														416
	E 235	240	241	237	245	247	240	50														389
	1202	1190	1178	1130	1210	1193	1233	335														1990
WESTV 2-	A 301	294	297	277	304	295	294	75														478
	B 354	331	349	329	349	349	366	82														523
	C 262	251	257	246	260	257	252	70														413
	D 246	229	241	221	247	243	262	63														398
	E 351	338	349	324	353	342	356	90														562
	F 318	303	313	266	309	301	337	86														542
	1832	1746	1806	1663	1822	1787	1867	466														2916
WESTV 3-	A 245	240	235	233	238	246	259	65														389
	B 227	217	204	204	226	229	226	62														341
	C 203	194	198	187	202	206	201	47														312
	D 236	238	231	228	233	226	233	65														371
	E 113	120	113	106	116	113	128	35														218
	1024	1009	1002	958	1015	1020	1047	274														1631
WESTV 4-	A 271	250	267	242	268	261	291	50														413
	B 310	304	310	287	312	303	311	58														492
	C 285	270	278	264	285	280	270	88														429
	D 314	292	311	282	318	311	300	86														495
	1180	1116	1166	1075	1183	1155	1172	297														1829
WESTV 5-	A 234	232	229	212	229	223	252	56														387
	B 170	175	167	166	168	163	167	54														274
	C 231	220	226	209	234	227	274	55														378
	D 240	230	226	211	234	237	261	62														400
	E 313	304	310	289	310	314	332	90														513
	1188	1161	1158	1087	1175	1164	1286	317														1952

* - OFFICIAL RESULTS - *

* - GENERAL ELECTION - NOVEMBER 3, 1998 - FRANKLIN COUNTY, OHIO - *

		JUDGE OF THE COURT OF COMMON PLEAS (F.T.C.1-2-99) (Vote for 1)	JUDGE OF THE COURT OF COMMON PLEAS (F.T.C.1-3-99) (Vote for 1)	JUDGE OF THE COURT OF COMMON PLEAS (F.T.C.1-4-99) (Vote for 1)	JUDGE OF THE COURT OF COMMON PLEAS (F.T.C.1-6-99) (Vote for 1)	JUDGE OF THE COURT OF COMMON PLEAS (F.T.C.1-1-99) (Vote for 1)	JUDGE OF THE COURT OF COMMON PLEAS (F.T.C.1-9-99) (Vote for 1)	JUSTICE OF THE SUPREME COURT (F.T.C.1-2-99) (Vote for 1)	REPRESENTATIVE TO CONGRESS (12TH DIST)		TOTAL VOTE
		P A T H	B E V E R L Y R	A L A N V I S	J O H N N O R	M A T T H E W H	N O D L E R	P A U L E R	R O N A T L E R	E D W A R D S	
WHALL 1 -	A	138	154	133	144	153	136	141	45		
	B	164	188	166	170	168	169	183	65		224
	C	251	269	245	253	257	257	264	80		287
		553	611	544	567	578	562	588	190		425
WHALL 2 -	A	189	199	190	191	196	187	208	52		
	B	218	223	219	214	224	210	217	65		296
	C	190	207	181	199	196	183	203	66		350
		597	634	590	604	616	580	628	183		320
WHALL 3 -	A	193	189	184	189	193	183	195	51		
	B	187	195	178	183	184	178	206	58		299
	C	148	153	150	154	155	151	159	45		319
	D	220	234	220	217	234	223	234	84		244
	748	771	732	743	766	735	794	238		378	
WHALL 4 -	A	209	218	208	218	212	199	220	82		
	B	211	244	207	231	219	217	228	61		361
	C	266	277	252	272	266	257	246	102		332
		686	739	667	721	697	673	694	245		421
WORTH 1 -	A	247	242	237	226	248	250	249	78		
	B	369	332	362	328	366	373	366	88		418
	C	339	306	329	331	335	327	347	74		543
	D	210	195	203	190	208	203	181	65		498
	1165	1075	1131	1035	1157	1153	1143	305		310	
WORTH 2 -	A	223	228	222	218	230	224	236	81		
	B	236	248	232	236	231	239	243	89		413
	C	346	336	327	308	334	328	340	87		406
		805	812	781	762	795	791	819	257		540
WORTH 3 -	A	313	285	300	273	316	301	308	92		
	B	330	310	325	298	334	320	334	100		499
	C	269	244	260	272	272	263	259	68		557
	D	224	213	214	202	223	218	236	33		421
	1136	1052	1099	1019	1145	1102	1137	293		305	
WORTH 4 -	A	251	266	251	253	260	262	257	88		
	B	281	303	286	293	289	283	298	78		424
	C	237	241	229	231	236	232	234	70		450
	D	142	131	137	121	138	137	157	31		372
	911	941	903	888	923	914	946	267		221	
											1467

* - OFFICIAL RESULTS - *

* - GENERAL ELECTION - NOVEMBER 3, 1998 - FRANKLIN COUNTY, OHIO - *

	JUDGE OF THE COURT OF COMMON PLEAS (F.T.C. 1-2-99) (Vote for 1)	JUDGE OF THE COURT OF COMMON PLEAS (F.T.C. 1-3-99) (Vote for 1)	JUDGE OF THE COURT OF COMMON PLEAS (F.T.C. 1-4-99) (Vote for 1)	JUDGE OF THE COURT OF COMMON PLEAS (F.T.C. 1-5-99) (Vote for 1)	JUDGE OF THE COURT OF COMMON PLEAS (F.T.C. 1-1-99) (Vote for 1)	JUDGE OF THE COURT OF COMMON PLEAS (F.T.C. 1-9-99) (Vote for 1)	JUSTICE OF THE SUPREME COURT (F.T.C. 1-2-99) (Vote for 1)	REPRESENTATIVE TO CONGRESS (12TH DIST)		TOTAL VOTE
	P A C T G R A T H	B P E F V E I R F L Y E R	A T L R A A N V I C S	J O H N N O A R	M W I C H A E L H	N M O I D L I N E R	P P A F L I F E R	R S O U N S A T L E R	E B D R O W N A R D S	
** RECAP **										
BEXLEY 1-	747	743	718	715	732	726	750	228		1232
BEXLEY 2-	783	779	746	756	773	779	781	236		1282
BEXLEY 3-	845	853	822	837	844	838	831	267		1414
BEXLEY 4-	685	694	674	680	671	680	672	195		1118
	3060	3069	2960	2988	3020	3023	3034	926		5046
BLEND -	1467	1467	1429	1400	1480	1443	1505	387		2312
	1467	1467	1429	1400	1480	1443	1505	387		2312
BROWN -	494	485	470	449	487	469	503	136		818
	494	485	470	449	487	469	503	136		818
CAN W -	796	764	792	734	783	771	774	267		1313
	796	764	792	734	783	771	774	267		1313
CLINT -	527	579	508	542	515	518	572	189		925
	527	579	508	542	515	518	572	189		925
COLS 01-	629	685	595	647	620	595	620	236		1022
COLS 02-	1299	1369	1266	1300	1316	1275	1223	463		2082
COLS 03-	715	875	704	792	735	687	714	386		1338
COLS 04-	454	661	458	569	491	434	496	339		1056
COLS 05-	451	699	455	614	481	421	480	475		1228
COLS 06-	864	1328	853	1176	921	831	834	804		2167
COLS 07-	550	890	575	775	593	512	591	516		1495
COLS 08-	723	784	707	740	724	709	739	289		1307
COLS 09-	335	363	311	341	319	321	345	119		544
COLS 10-	3247	3301	3176	3197	3235	3181	3185	956		5150
COLS 11-	1188	1263	1144	1208	1194	1144	1213	423		1890
COLS 12-	442	533	434	501	454	423	432	254		859
COLS 13-	332	561	334	470	364	306	339	339		910
COLS 14-	835	957	836	910	841	849	844	375		1592
COLS 15-	420	425	398	408	407	404	375	158		675
COLS 16-	529	567	529	551	534	521	497	244		989

* - OFFICIAL RESULTS - *

* - GENERAL ELECTION - NOVEMBER 3, 1998 - FRANKLIN COUNTY, OHIO - *

COLS	JUDGE OF THE COURT OF COMMON PLEAS (F.T.C.1-2-99) (Vote for 1)	JUDGE OF THE COURT OF COMMON PLEAS (F.T.C.1-3-99) (Vote for 1)	JUDGE OF THE COURT OF COMMON PLEAS (F.T.C.1-4-99) (Vote for 1)	JUDGE OF THE COURT OF COMMON PLEAS (F.T.C.1-6-99) (Vote for 1)	JUDGE OF THE COURT OF COMMON PLEAS (F.T.C.1-1-99) (Vote for 1)	JUDGE OF THE COURT OF COMMON PLEAS (F.T.C.1-9-99) (Vote for 1)	JUSTICE OF THE SUPREME COURT (F.T.C.1-2-99) (Vote for 1)	REPRESENTATIVE TO CONGRESS (12TH DIST) (Vote for 1)		TOTAL VOTE	
	P A T H	B E V E R L Y R	A L A N V I C S	J O H N N O A R	M W I C H A S O N H	N M O I L L E R	P A F L I F E R	R S O U N A T E R	E B R O W N R D S		J K O A H N I C H R
COLS 17-	641	1063	633	913	662	586	660	646			1698
COLS 18-	1221	1347	1198	1246	1201	1228	1189	489			2191
COLS 19-	2332	2382	2255	2309	2299	2282	2378	857			4180
COLS 20-	935	972	914	928	935	922	887	384			1652
COLS 21-	1839	1883	1798	1804	1833	1840	1975	580			3220
COLS 22-	2161	2202	2115	2080	2149	2119	2379	630			3653
COLS 23-	841	952	809	873	821	822	879	341			1536
COLS 24-	885	1035	874	947	899	858	942	380			1585
COLS 25-	1041	1695	1051	1436	1129	984	1122	982			2672
COLS 26-	464	638	449	579	480	451	501	329			1055
COLS 27-	1240	1342	1223	1282	1233	1243	1300	465			2196
COLS 28-	1375	1769	1381	1585	1423	1338	1435	847			2820
COLS 29-	517	603	488	531	525	470	580	227			1049
COLS 30-	1261	1317	1243	1256	1290	1256	1345	370			2059
COLS 31-	761	894	736	810	754	736	857	279			1357
COLS 32-	996	1044	964	981	1002	994	1042	349			1665
COLS 33-	1382	1466	1343	1418	1373	1362	1302	513			2353
COLS 34-	1362	1467	1334	1364	1359	1308	1452	455			2292
COLS 35-	692	1004	719	887	773	685	715	566			1639
COLS 36-	1403	1468	1355	1405	1376	1349	1441	394			2191
COLS 37-	685	758	678	716	697	671	757	219			1227
COLS 38-	490	552	472	516	496	468	511	198			866
COLS 39-	251	275	251	275	259	248	230	115			483
COLS 40-	380	419	371	403	375	378	338	157			711
COLS 41-	343	347	340	341	341	334	258	132			543
COLS 42-	724	846	695	754	710	687	781	284			1330
COLS 43-	1097	1157	1048	1104	1097	1066	1169	349			1794
COLS 44-	1867	2160	1827	2005	1896	1805	1813	796			3208
COLS 45-	2325	2452	2256	2296	2314	2233	2325	726			3668

* - OFFICIAL RESULTS - *

* - GENERAL ELECTION - NOVEMBER 3, 1998 - FRANKLIN COUNTY, OHIO - *

	JUDGE OF THE COURT OF COMMON PLEAS (F.T.C.1-2-99) (Vote for 1)	JUDGE OF THE COURT OF COMMON PLEAS (F.T.C.1-3-99) (Vote for 1)	JUDGE OF THE COURT OF COMMON PLEAS (F.T.C.1-4-99) (Vote for 1)	JUDGE OF THE COURT OF COMMON PLEAS (F.T.C.1-6-99) (Vote for 1)	JUDGE OF THE COURT OF COMMON PLEAS (F.T.C.1-1-99) (Vote for 1)	JUDGE OF THE COURT OF COMMON PLEAS (F.T.C.1-9-99) (Vote for 1)	JUSTICE OF THE SUPREME COURT (F.T.C.1-2-99) (Vote for 1)	REPRESENTATIVE TO CONGRESS (12TH DIST) (Vote for 1)			
								(DEM)	(REP)		
** RECAP **	P M A C G R A T H	B P E V E I R L F F L Y E R Y	A T L R A V N V I S	J C O H N N O R	M W I A C H S O N A O N L H	N M O I D L I L N E R E	P P A F U E L I F E R R	R S O U N S T A L E R D	E B D R O W A W N R N D S	J K A S H N I C H R H	TOTAL VOTE.
COLS 46-	2302	2342	2233	2251	2289	2239	2355	695			3645
COLS 47-	1136	1293	1113	1181	1165	1082	1200	472			2058
COLS 48-	909	1174	913	1059	965	875	1042	435			1843
COLS 49-	1186	1283	1140	1197	1187	1114	1283	381			2006
COLS 50-	541	784	543	708	580	514	561	406			1267
COLS 51-	589	901	585	797	604	553	606	515			1446
COLS 52-	1675	1802	1636	1706	1665	1631	1767	538			2809
COLS 53-	2002	2021	1934	1926	1991	1914	2068	538			3159
COLS 54-	1311	1373	1298	1289	1327	1281	1401	399			2231
COLS 55-	553	728	552	628	586	559	566	334			1148
COLS 56-	1240	1756	1228	1583	1298	1187	1291	917			2773
COLS 57-	2083	2158	2028	2049	2094	2035	2104	570			3314
COLS 58-	2103	2227	2031	2094	2112	2062	2203	608			3412
COLS 59-	1260	1273	1233	1234	1241	1260	1276	382			2056
COLS 60-	1913	1878	1872	1815	1920	1874	1957	481			3003
COLS 61-	879	902	842	826	864	847	887	279			1421
COLS 62-	1897	1977	1866	1878	1914	1848	1871	548			3060
COLS 63-	2427	2434	2374	2296	2437	2364	2408	641			3806
COLS 64-	1807	1758	1764	1672	1810	1770	1819	435			2877
COLS 65-	1626	1629	1587	1558	1642	1598	1613	428			2587
COLS 66-	1229	1260	1205	1172	1224	1193	1285	329			1974
COLS 67-	2661	2738	2561	2575	2644	2543	2808	644			4284
COLS 68-	572	648	568	602	582	553	594	215			960
COLS 69-	2234	2185	2159	2095	2225	2127	2211	548			3499
COLS 70-	1422	1400	1375	1333	1391	1392	1513	400			2290
COLS 71-	2471	2472	2422	2378	2445	2385	2390	597			3785
COLS 72-	1694	1595	1640	1568	1687	1651	1668	422			2626
COLS 73-	1985	1965	1943	1897	1999	1913	1948	507			3052
COLS 74-	1806	1774	1770	1717	1797	1751	1816	422			2966
	90037	98500	88010	92327	90615	87451	92001	33521			156554

* - OFFICIAL RESULTS - *

* - GENERAL ELECTION - NOVEMBER 3, 1998 - FRANKLIN COUNTY, OHIO - *

	JUDGE OF THE COURT OF COMMON PLEAS (F.T.C.1-2-99) (Vote for 1)	JUDGE OF THE COURT OF COMMON PLEAS (F.T.C.1-3-99) (Vote for 1)	JUDGE OF THE COURT OF COMMON PLEAS (F.T.C.1-4-99) (Vote for 1)	JUDGE OF THE COURT OF COMMON PLEAS (F.T.C.1-6-99) (Vote for 1)	JUDGE OF THE COURT OF COMMON PLEAS (F.T.C.1-1-99) (Vote for 1)	JUDGE OF THE COURT OF COMMON PLEAS (F.T.C.1-9-99) (Vote for 1)	JUSTICE OF THE SUPREME COURT (F.T.C.1-2-99) (Vote for 1)		REPRESENTATIVE TO CONGRESS (12TH DIST) (Vote for 1)		TOTAL VOTE
	P M A C T G R A T H	B P E F V E R T L E F E R Y	A T L R A V N V I S	J C O H N N O A R	M W I A T C H S O N A O N H	N M O I D L I L N E R E	P P A F F E L I F E R	R S O U N S A T E R D R	E B D R W O A W R N D	J K O A H S N I C H R H	
DUBLIN 1-	1908	1828	1826	1744	1879	1833	1831	475			3092
DUBLIN 2-	1416	1382	1369	1320	1416	1374	1434	335			2295
DUBLIN 3-	367	349	363	324	361	354	366	73			543
DUBLIN 4-	1683	1634	1640	1585	1663	1635	1605	384			2720
	5374	5193	5198	4973	5319	5196	5236	1267			8650
FRANK -	1281	1416	1225	1273	1296	1232	1464	438			2376
	1281	1416	1225	1273	1296	1232	1464	438			2376
GAH 1-	1523	1569	1494	1485	1536	1498	1606	424			2600
GAH 2-	1426	1476	1398	1345	1426	1417	1482	390			2451
GAH 3-	1696	1709	1659	1643	1712	1675	1765	464			2927
GAH 4-	2137	2138	2079	2070	2146	2100	2152	571			3587
	6782	6892	6630	6543	6820	6690	7005	1849			11565
GR CTY 1-	961	991	944	942	950	942	1012	241			1612
GR CTY 2-	923	938	894	898	933	902	1010	220			1558
GR CTY 3-	2167	2167	2106	2053	2155	2136	2355	515			3792
GR CTY 4-	1327	1316	1278	1238	1309	1303	1400	310			2216
	5378	5412	5222	5131	5347	5283	5777	1286			9178
GRANDV -	1547	1584	1500	1542	1530	1514	1593	519			2752
	1547	1584	1500	1542	1530	1514	1593	519			2752
GRVPT -	669	704	652	639	668	649	706	194			1155
	669	704	652	639	668	649	706	194			1155
HAMIL -	787	873	768	765	805	763	850	281			1435
	787	873	768	765	805	763	850	281			1435
HAR'RG	71	72	64	66	71	63	79	19			129
	71	72	64	66	71	63	79	19			129
HILL 1-	859	857	824	807	850	828	860	216			1379
HILL 2-	1175	1146	1148	1114	1176	1150	1159	305			1858
HILL 3-	873	891	835	855	868	830	890	250			1413
HILL 4-	1121	1136	1089	1056	1127	1090	1185	263			1812
	4028	4030	3896	3832	4021	3898	4094	1034			6462

* - OFFICIAL RESULTS - *

* - GENERAL ELECTION - NOVEMBER 3, 1998 - FRANKLIN COUNTY, OHIO - *

	JUDGE OF THE COURT OF COMMON PLEAS (F.T.C.1-2-99) (Vote for 1)	JUDGE OF THE COURT OF COMMON PLEAS (F.T.C.1-3-99) (Vote for 1)	JUDGE OF THE COURT OF COMMON PLEAS (F.T.C.1-4-99) (Vote for 1)	JUDGE OF THE COURT OF COMMON PLEAS (F.T.C.1-6-99) (Vote for 1)	JUDGE OF THE COURT OF COMMON PLEAS (F.T.C.1-1-99) (Vote for 1)	JUDGE OF THE COURT OF COMMON PLEAS (F.T.C.1-9-99) (Vote for 1)	JUSTICE OF THE SUPREME COURT (F.T.C.1-2-99) (Vote for 1)	REPRESENTATIVE TO CONGRESS (12TH DIST) (Vote for 1)		TOTAL VOTE
	P M A C G R A T H	B P E F V E I R F L Y E R	A T L A N V I C S	J C O N N O R A R	M W I A C H S A O N H	N M O I L N E R	P P A F L I F E R	R S O U S A T E R D R	E B D R O W A W N S	
** RECAP **										
JACK	1010	1032	973	951	1006	979	1109	310		1847
	1010	1032	973	951	1006	979	1109	310		1847
JEFF	970	968	964	927	965	953	1001	298		1655
	970	968	964	927	965	953	1001	298		1655
LOCK	42	47	39	37	45	40	40	16		77
	42	47	39	37	45	40	40	16		77
MAD	2044	2105	1970	1982	2034	1977	2223	571		3350
	2044	2105	1970	1982	2034	1977	2223	571		3350
MAR CL	176	172	171	171	173	171	180	59		298
	176	172	171	171	173	171	180	59		298
MIFF	323	374	313	344	328	321	343	131		567
	323	374	313	344	328	321	343	131		567
MIN PK	356	378	350	346	362	348	387	118		641
	356	378	350	346	362	348	387	118		641
NEW AL	678	674	664	634	667	684	694	200		1156
	678	674	664	634	667	684	694	200		1156
NOR	1098	1078	1054	1032	1085	1049	1138	284		1753
	1098	1078	1054	1032	1085	1049	1138	284		1753
OBETZ	457	506	424	471	440	444	522	161		863
	457	506	424	471	440	444	522	161		863
PERRY	1102	1075	1064	1030	1090	1068	1170	270		1753
	1102	1075	1064	1030	1090	1068	1170	270		1753
PLAIN	549	524	525	508	535	526	574	155		927
	549	524	525	508	535	526	574	155		927
PLEAS	1346	1405	1307	1305	1340	1334	1466	405		2453
	1346	1405	1307	1305	1340	1334	1466	405		2453
PRAIR	2814	2892	2730	2758	2797	2729	2944	840		4707
	2814	2892	2730	2758	2797	2729	2944	840		4707
REYNS 1	1355	1355	1301	1297	1344	1311	1406	362		2252

* - OFFICIAL RESULTS - *

* - GENERAL ELECTION - NOVEMBER 3, 1998 - FRANKLIN COUNTY, OHIO - *

	JUDGE OF THE COURT OF COMMON PLEAS (F.T.C.1-2-99) (Vote for 1)	JUDGE OF THE COURT OF COMMON PLEAS (F.T.C.1-3-99) (Vote for 1)	JUDGE OF THE COURT OF COMMON PLEAS (F.T.C.1-4-99) (Vote for 1)	JUDGE OF THE COURT OF COMMON PLEAS (F.T.C.1-6-99) (Vote for 1)	JUDGE OF THE COURT OF COMMON PLEAS (F.T.C.1-1-99) (Vote for 1)	JUDGE OF THE COURT OF COMMON PLEAS (F.T.C.1-9-99) (Vote for 1)	JUSTICE OF THE SUPREME COURT (F.T.C.1-2-99) (Vote for 1)	REPRESENTATIVE TO CONGRESS (12TH DIST)		TOTAL VOTE
	P M C T A R A T H	B P F V E I R L F Y E R	A T R A N V I S	J C O H N N O A R	M W A I C H S O N	N M O I D L I N E R	P D U L I F E R	R S O N S T A L E D R	E B D R O W N S	
** RECAP **										
REYNS 2-	1298	1330	1281	1269	1325	1276	1352	384		2110
REYNS 3-	1151	1137	1111	1081	1127	1120	1170	310		1831
REYNS 4-	944	948	928	916	949	924	966	262		1462
	4748	4770	4621	4563	4745	4631	4894	1318		7655
RIVERL	141	147	136	135	143	140	146	41		237
	141	147	136	135	143	140	146	41		237
SHARON	521	506	509	486	518	511	543	168		878
	521	506	509	486	518	511	543	168		878
TRURO	246	248	229	232	238	232	257	60		376
	246	248	229	232	238	232	257	60		376
UP ARL 1-	1572	1531	1587	1487	1573	1545	1608	450		2662
UP ARL 2-	1341	1281	1327	1231	1323	1308	1389	378		2202
UP ARL 3-	1450	1356	1382	1323	1421	1351	1463	365		2331
UP ARL 4-	1475	1412	1417	1384	1461	1397	1482	377		2341
UP ARL 5-	1765	1653	1722	1578	1764	1742	1797	433		2715
UP ARL 6-	2114	1962	2087	1906	2111	2082	2143	494		3178
	9717	9195	9522	8909	9653	9425	9882	2497		15429
URB' ST	60	74	61	62	64	67	79	20		124
	60	74	61	62	64	67	79	20		124
V'VIEW	109	118	105	103	104	101	107	52		192
	109	118	105	103	104	101	107	52		192
WASH	230	238	230	226	227	225	233	73		376
	230	238	230	226	227	225	233	73		376
WESTV 1-	1202	1190	1178	1130	1210	1193	1233	335		1990
WESTV 2-	1832	1746	1806	1663	1822	1787	1867	466		2916
WESTV 3-	1024	1009	1002	958	1015	1020	1047	274		1631
WESTV 4-	1180	1116	1166	1075	1183	1155	1172	297		1829
WESTV 5-	1188	1161	1158	1087	1175	1164	1286	317		1952
	6426	6222	6310	5913	6405	6319	6605	1689		10318
WHALL 1-	553	611	544	567	578	562	588	190		936

* - OFFICIAL RESULTS - *

* - GENERAL ELECTION - NOVEMBER 3, 1998 - FRANKLIN COUNTY, OHIO - *

	JUDGE OF THE COURT OF COMMON PLEAS (F.T.C.1-2-99) (Vote for 1)	JUDGE OF THE COURT OF COMMON PLEAS (F.T.C.1-3-99) (Vote for 1)	JUDGE OF THE COURT OF COMMON PLEAS (F.T.C.1-4-99) (Vote for 1)	JUDGE OF THE COURT OF COMMON PLEAS (F.T.C.1-6-99) (Vote for 1)	JUDGE OF THE COURT OF COMMON PLEAS (F.T.C.1-1-99) (Vote for 1)	JUDGE OF THE COURT OF COMMON PLEAS (F.T.C.1-9-99) (Vote for 1)	JUSTICE OF THE SUPREME COURT (F.T.C.1-2-99) (Vote for 1)	REPRESENTATIVE TO CONGRESS (12TH DIST) (Vote for 1)		TOTAL VOTE
	P M A C G R A T H	B P E V E R L F E Y R Y	A T L A N V I S C	J C O O N N O A R	M W I A T T H S A O E N H	N M O I L L I N E R	P P A F E L I F E R	R S O U N S A T L E R	E B D R O W A W N D S	
WHALL 2-	597	634	590	604	616	580	628	183		966
WHALL 3-	748	771	732	743	766	735	794	238		1240
WHALL 4-	686	739	667	721	697	673	694	245		1114
	2584	2755	2533	2635	2657	2550	2704	856		4256
WORTH 1-	1165	1075	1131	1035	1157	1153	1143	305		1769
WORTH 2-	805	812	781	762	795	791	819	257		1359
WORTH 3-	1136	1052	1099	1019	1145	1102	1137	293		1782
WORTH 4-	911	941	903	888	923	914	946	267		1467
	4017	3880	3914	3704	4020	3960	4045	1122		6377

* - OFFICIAL RESULTS - *

* - GENERAL ELECTION - NOVEMBER 3, 1998 - FRANKLIN COUNTY, OHIO - *

	JUDGE OF THE COURT OF COMMON PLEAS (F.T.C.1-2-99) (Vote for 1)	JUDGE OF THE COURT OF COMMON PLEAS (F.T.C.1-3-99) (Vote for 1)	JUDGE OF THE COURT OF COMMON PLEAS (F.T.C.1-4-99) (Vote for 1)	JUDGE OF THE COURT OF COMMON PLEAS (F.T.C.1-6-99) (Vote for 1)	JUDGE OF THE COURT OF COMMON PLEAS (F.T.C.1-1-99) (Vote for 1)	JUDGE OF THE COURT OF COMMON PLEAS (F.T.C.1-9-99) (Vote for 1)	JUSTICE OF THE SUPREME COURT (F.T.C.1-2-99) (Vote for 1)	REPRESENTATIVE TO CONGRESS (12TH DIST) (Vote for 1)		TOTAL VOTE
	P M A C G R A T H	B P E V E R L Y F F E R Y	A T L A V I S C	J C O H N N O R A R	M W I A C H S O N A E L H	N M O I D L I N E R	P P A U L I F F E R	R S O N S T A T E R	E B D R O W N N A R R D S	
** RECAP **										
TOTALS:										
POLL TOTAL	164062	172423	160042	162668	164418	159747	168479	54027		278935
ABSENTEE	12242	12394	11716	11689	12401	12115	13105	4953		23591
SUBTOTAL	176304	184817	171758	174357	176819	171862	181584	58980		302526
DEL'RE CO.										0
LICK'G CO.										0
GRAND TOTAL	176304	184817	171758	174357	176819	171862	181584	58980		302526

* - OFFICIAL RESULTS - *

* - GENERAL ELECTION - NOVEMBER 3, 1998 - FRANKLIN COUNTY, OHIO - *

GOVERNOR AND LIEUTENANT GOVERNOR					STATE REPRESENTATIVE (22ND DIST)		STATE REPRESENTATIVE (24TH DIST)		JUDGE OF THE COURT OF APPEALS (F.T.C. 1-2-99)	SECRETARY OF STATE		JUDGE OF THE COURT OF COMMON PLEAS (F.T.C. 1-7-99)		TOTAL VOTE	
(Vote for 1)					(Vote for 1)		(Vote for 1)		(Vote for 1)	(Vote for 1)		(Vote for 1)			
					(REP)	(DEM)	(REP)	(DEM)		(REP)	(DEM)	D O B E N E P	G R E Y U E C E		
					A	R	J	B	D	J	C	D	R		
					A L V I N D N	R A Y L L E R	O A V I N N S O N	B R R U C E	F E I T E R A B B E N D	D O W N M A N J	J B L A C K N E W E L L T H	C H A V A R E S	O R I A L H L		
					JOHN A. EASTMAN	MICHAEL B. COLEMAN	JOHN R. MITCHEL	BOB TAFT	MAUREN O'CONNOR						
BEXLEY 1-	A	17	215	7	182					274	210	189	161	187	430
	B	1	162	6	171					211	211	111	97	169	345
	C	4	239	4	202					281	252	167	137	224	457
		22	616	17	555					766	673	467	395	580	1232
BEXLEY 2-	A	10	346	8	217					366	297	236	176	289	593
	B	3	163	3	117					172	142	128	109	126	287
	C	3	187	2	207					252	236	138	109	214	402
		16	696	13	541					790	675	502	394	629	1282
BEXLEY 3-	A	13	243	12	249					330	298	187	204	204	526
	B	13	244	9	215					285	252	196	162	201	491
	C	7	220	3	151					248	227	145	143	171	397
		33	707	24	626					863	777	528	509	576	1414
BEXLEY 4-	A	5	148	2	76					158	99	117	84	100	235
	B	5	85	5	93					129	103	74	67	93	190
	C	12	182	11	177					235	180	180	146	144	393
	D	3	151	4	137					193	173	113	97	143	300
		25	566	22	483					715	555	484	394	480	1118
BLEND -	A	9	94	7	159					195	171	79	118	105	274
	B	2	51	12	152		184	69		137	155	45	86	79	220
	C	10	146	10	139		170	40		213	169	119	150	97	317
	D	8	114	10	183					188	202	87	119	105	319
	E	5	104	10	199					212	216	83	125	121	323
	F	14	134	17	271					287	291	114	181	163	449
	G	12	119	20	252					288	270	116	178	153	410
		60	762	86	1355					1520	1474	643	957	823	2312
BROWN -	A	16	162	23	313					326	330	140	208	174	524
	B	7	98	8	180					183	170	99	122	91	294
		23	260	31	493					509	500	239	330	265	818
CAN W -	A	13	166	22	441					410	458	149	267	237	661
	B	4	77	11	140		486	132		161	161	61	94	101	243
	C	6	93	16	144		169	56		147	155	73	104	86	261
	D	0	54	7	78		185	56		86	91	41	64	48	148
		23	390	56	803		104	34		804	865	324	529	472	1313
CLINT -	A	12	127	29	180					212	189	123	173	102	353
	B	13	142	18	141	0	0			193	147	139	144	101	320
	C	10	123	7	106					156	125	103	113	67	252
		35	392	54	427	0	0			561	461	365	430	270	925
COLS 01-	A	13	215	20	95					202	124	196	163	110	351
	B	6	136	7	113		102	205		169	106	133	126	81	269
	C	12	241	11	132		106	139		264	142	234	191	141	402
		31	592	38	340		340	582		635	372	563	480	332	1022

* - OFFICIAL RESULTS - *

* - GENERAL ELECTION - NOVEMBER 3, 1998 - FRANKLIN COUNTY, OHIO - *

GOVERNOR AND LIEUTENANT GOVERNOR				STATE REPRESENTATIVE (22ND DIST)		STATE REPRESENTATIVE (24TH DIST)		JUDGE OF THE COURT OF APPEALS (F.T.C.1-2-99)	SECRETARY OF STATE		JUDGE OF THE COURT OF COMMON PLEAS (F.T.C.1-7-99)		TOTAL VOTE
(Vote for 1)				(Vote for 1)		(Vote for 1)		(Vote for 1)	(Vote for 1)		(Vote for 1)		
				(REP)	(DEM)	(REP)	(DEM)		(REP)	(DEM)	D O G	R E E	
ZANNA FEITLER	LEE FISHER	JOHN R. MITCHEL	BOB TAFT	D G A L E I N N A	R M A I L Y L E R	J D A V I D S O N	B F R I E R A B E N D	D-B O O Q O N M A A N J	J B L A C K K N E W E L L T H	C H A V A R R A L E T A B	D O B E N E O R A H L P	R E E C E U Y	
COLS 02-	A 10	155	9	53	58	147		147	71	142	114	68	230
	B 20	233	19	144	136	254		257	162	245	167	164	425
	C 19	191	7	135	116	212		252	142	191	160	140	360
	D 6	196	5	157	150	179		240	171	176	135	164	367
	E 11	208	16	127	122	212		236	145	199	135	150	370
	F 3	179	7	134	121	182		210	147	170	122	147	330
		69	1162	63	703	1186		1342	838	1123	833	833	2082
COLS 03-	A 2	216	7	23	16	217		145	43	196	128	79	255
	B 8	234	8	65	67	227		178	80	221	131	117	323
	C 19	274	7	80	84	280		235	100	272	188	130	392
	D 7	225	15	110	116	205		234	117	216	164	130	368
		36	949	37	283	929		792	340	905	611	456	1338
COLS 04-	A 3	263	6	19	20	255		139	56	219	125	99	297
	B 5	232	5	44	32	239		149	50	218	133	102	295
	C 4	120	2	12	13	118		74	19	114	49	58	146
	D 3	288	2	21	23	273		161	53	240	131	95	318
		15	903	15	88	885		523	178	791	438	354	1056
COLS 05-	A 4	311	5	24	25	315		166	47	290	130	133	360
	B 4	294	6	29	18	312		155	41	283	156	109	352
	C 2	287	3	17	22	280		130	47	251	157	91	318
	D 3	178	3	7	14	165		84	22	157	60	69	198
		13	1070	17	79	1072		535	157	981	503	402	1228
COLS 06-	A 0	259	9	33	148	149		148	55	223	124	105	314
	B 4	420	1	31	211	211		211	63	375	190	176	472
	C 1	325	3	17	162	162		162	60	282	144	131	368
	D 4	271	2	45	173	173		173	70	246	153	120	332
	E 3	260	6	25	148	148		148	42	243	138	112	311
	F 2	346	1	16	159	159		159	66	287	137	163	370
		14	1881	22	1001	1001		1001	356	1656	886	807	2167
COLS 07-	A 4	180	2	15	78	78		78	34	163	82	74	209
	B 3	334	2	19	143	143		143	47	286	150	121	384
	C 6	240	5	9	128	128		128	48	196	124	75	267
	D 13	223	1	20	126	126		126	37	204	114	94	260
	E 13	320	4	15	153	153		153	50	274	150	110	375
		30	1297	14	628	628		628	216	1123	620	474	1495
COLS 08-	A 3	134	4	48	110	110		110	60	118	78	69	191
	B 16	238	9	127	215	215		215	146	217	175	132	420
	C 4	156	7	131	181	181		181	143	145	104	140	303
	D 9	234	7	139	240	240		240	162	210	151	164	393
		32	762	27	746	746		746	511	690	508	505	1307
COLS 09-	A 13	181	12	108	188	188		188	104	186	149	85	322
	B 9	120	7	80	141	141		141	93	111	105	81	222
		22	301	19	329	329		329	197	297	254	166	544

* - OFFICIAL RESULTS - *

* - GENERAL ELECTION - NOVEMBER 3, 1998 - FRANKLIN COUNTY, OHIO - *

GOVERNOR AND LIEUTENANT GOVERNOR				STATE REPRESENTATIVE (22ND DIST)		STATE REPRESENTATIVE (24TH DIST)		JUDGE OF THE COURT OF APPEALS (F.T.C.1-2-99)	SECRETARY OF STATE		JUDGE OF THE COURT OF COMMON PLEAS (F.T.C.1-7-99)		TOTAL VOTE		
(Vote for 1)				(Vote for 1)		(Vote for 1)		(Vote for 1)	(Vote for 1)		(Vote for 1)				
				(REP)	(DEM)	(REP)	(DEM)		(REP)	(DEM)	D O B O R I A H L	G R E Y C E			
				ZANNA FEITLER & JOHN A. EASTMAN	LEE FISHER & MICHAEL B. COLEMAN	JOHN R. MITCHEL & LAWRENCE ANDERSON	BOB TAFT & MAUREEN O'CONNOR	D G A L E I N N A	R M A I L L E R	J O A V I N S O N	B F E R R I E R A B E N D	D - B O O N W M A N J	J B L A K E K K W E N N E L T H	C H A V A R A L R E E T S	P
COLS 10-	A	16	200	20	272			367	287	192	225	178	516		
	B	13	119	8	132			184	158	103	121	98	274		
	C	9	220	10	49			170	68	200	123	98	295		
	D	7	114	9	49			105	61	109	69	59	188		
	E	6	202	7	413			430	425	173	261	234	647		
	F	13	155	7	183			230	192	138	162	116	362		
	G	9	145	10	215			233	230	125	154	144	385		
	H	5	93	8	116			133	133	74	81	87	224		
	I	9	92	6	116			147	121	89	95	88	224		
	J	8	142	7	221			274	238	122	167	125	384		
	K	12	186	17	268			323	291	155	204	176	493		
	L	18	130	16	272			298	298	113	196	138	445		
	M	2	110	20	199			226	229	86	114	133	336		
	N	9	146	14	198			259	231	121	180	117	377		
		136	2054	161	2703			3379	2962	1800	2151	1791	5150		
COLS 11-	A	3	116	9	79			141	96	102	111	66	213		
	B	17	182	21	143			249	173	176	177	121	375		
	C	15	207	41	194			283	233	203	212	178	469		
	D	12	170	20	182			255	187	180	198	108	391		
	E	12	173	20	223			290	237	162	194	151	442		
		59	848	111	821			1218	926	823	892	624	1890		
COLS 12-	A	5	122	12	45			114	59	111	98	45	187		
	B	5	137	3	14			88	26	121	74	50	169		
	C	6	143	1	42			106	46	137	94	57	202		
	D	13	203	10	65			166	85	193	125	100	301		
		29	605	26	166			474	216	562	391	252	859		
COLS 13-	A	3	87	4	8			52	17	81	46	31	107		
	B	4	250	2	19			128	39	205	116	82	289		
	C	7	139	4	8			81	27	126	75	40	170		
	D	1	320	2	16			146	40	274	133	114	344		
		15	796	12	51			407	123	686	370	267	910		
COLS 14-	A	10	189	10	140			207	151	179	167	112	361		
	B	13	213	12	72			180	96	201	130	109	316		
	C	15	300	5	101			247	127	278	170	139	426		
	D	11	354	13	107			263	123	337	212	174	489		
		49	1056	40	420			897	497	995	679	534	1592		
COLS 15-	A	12	122	11	80			135	102	115	87	80	227		
	B	19	189	15	219			274	237	177	183	179	448		
		31	311	26	299			409	339	292	270	259	675		
COLS 16-	A	11	146	7	60			128	68	145	111	57	231		
	B	20	157	16	56			144	65	161	105	81	255		
	C	7	101	7	62			105	76	95	88	43	181		
	D	12	84	6	52			89	56	87	71	38	157		
	E	16	87	12	47			93	63	94	64	63	165		
		66	575	48	277			559	328	582	439	282	989		

* - OFFICIAL RESULTS - *

* - GENERAL ELECTION - NOVEMBER 3, 1998 - FRANKLIN COUNTY, OHIO - *

GOVERNOR AND LIEUTENANT GOVERNOR					STATE REPRESENTATIVE (22ND DIST)		STATE REPRESENTATIVE (24TH DIST)		JUDGE OF THE COURT OF APPEALS (F.T.C. 1-2-99)	SECRETARY OF STATE		JUDGE OF THE COURT OF COMMON PLEAS (F.T.C. 1-7-99)		TOTAL VOTE
(Vote for 1)					(Vote for 1)		(Vote for 1)		(Vote for 1)		(Vote for 1)			
(DEM)		(REF)	(REP)		(REP)	(DEM)	(REP)	(DEM)	(REP)	(DEM)	(REP)	(DEM)	(REP)	
ZANNA FEITLER & JOHN A. EASTMAN	LEE FISHER & MICHAEL B. COLEMAN	JOHN R. MITCHEL & LAWRENCE ANDERSON	BOB TAFT & MAUREEN O'CONNOR		D G A L E N N A	R M A Y L E R	J D A V I D S O N	B R U C E F R I E R A B E N D	D-B O O N M A N J	J B L A K E K W E N N E L L T H	C H A V A R A L E T S	D O B O R I A H L	G R E E Y C E	
COLS 17- A	1	159	9	35					95	52	141	88	69	216
B	5	398	4	27					213	57	355	227	127	451
C	8	362	6	32					164	60	332	171	119	432
D	3	320	3	8					152	46	277	149	99	344
E	1	231	2	13					127	35	202	94	109	255
	18	1470	24	115					751	250	1307	729	523	1698
COLS 18- A	22	195	20	78					186	105	195	157	86	318
B	22	272	7	115					139	139	259	176	147	428
C	27	238	19	95					239	125	228	174	109	387
D	11	195	11	106					217	131	179	145	104	330
E	18	245	20	135					186	163	228	202	129	419
F	17	182	12	95					243	119	176	133	98	309
	117	1327	89	624					194	782	1265	987	673	2191
COLS 19- A	12	190	10	206					246	239	160	157	176	437
B	13	293	12	233					289	272	243	174	242	564
C	14	256	23	252					347	272	243	218	216	562
D	17	281	18	260					340	287	249	197	241	598
E	17	227	10	193					279	217	200	175	185	463
F	17	281	16	172					284	208	261	178	206	495
G	13	214	22	240					301	263	194	165	216	505
H	26	313	9	199					304	223	293	215	196	556
	129	2055	120	1755					2390	1981	1843	1479	1678	4180
COLS 20- A	14	304	15	249					338	276	269	217	237	597
B	29	312	24	231					295	159	307	227	148	504
C	25	283	20	215					317	255	257	220	213	551
	68	899	59	595					950	690	833	664	598	1652
COLS 21- A	13	249	27	273					348	310	210	200	232	578
B	18	253	22	297					372	322	248	243	223	610
C	15	201	16	255					289	262	159	181	169	508
D	10	162	14	127					209	156	137	145	103	320
E	16	266	12	335					371	348	235	146	303	641
F	24	242	16	271					328	299	222	224	207	562
	96	1373	107	1558					1917	1697	1211	1179	1237	3220
COLS 22- A	13	228	9	284					362	304	188	201	243	554
B	11	227	17	227					290	232	197	197	185	496
C	20	241	17	270					337	290	217	234	193	569
D	11	161	15	171					210	182	147	167	112	366
E	7	124	12	186					214	189	116	142	121	339
F	6	187	15	213					273	245	145	204	140	432
G	13	213	17	253					299	283	181	192	197	521
H	14	131	7	205					224	221	113	164	127	376
	95	1512	109	1809					2209	1946	1304	1501	1318	3653
COLS 23- A	8	217	13	78					184	110	184	141	95	329
B	7	208	27	93					218	135	188	179	97	350
C	16	209	10	177					242	171	210	190	128	424
D	11	228	26	157					247	197	196	212	127	433
	42	862	76	505					891	613	778	722	447	1536

* - OFFICIAL RESULTS - *

* - GENERAL ELECTION - NOVEMBER 3, 1998 - FRANKLIN COUNTY, OHIO - *

GOVERNOR AND LIEUTENANT GOVERNOR					STATE REPRESENTATIVE (22ND DIST)		STATE REPRESENTATIVE (24TH DIST)		JUDGE OF THE COURT OF APPEALS (F.T.C.1-2-99)	SECRETARY OF STATE		JUDGE OF THE COURT OF COMMON PLEAS (F.T.C.1-7-99)		TOTAL VOTE
(Vote for 1)					(Vote for 1)		(Vote for 1)		(Vote for 1)		(Vote for 1)			
(DEM)		(REF)		(REP)	(REP)	(DEM)	(REP)	(DEM)	(REP)	(DEM)	(REP)	(DEM)	(REP)	
ZANNA FEITLER	LEE FISHER	JOHN R. MITCHEL	BOB TAFT		D G A L V I D N	R M A I L L E R	J O A V I D N S O N	B R U I E R A B E N D	D-B O O N W M M A A N	J B L A C K K N W N E L L	C H A V A R R E L E E S	D O B O R T A H L	G R E E C E	
JOHN A. EASTMAN	MICHAEL B. COLEMAN	LAWRENCE ANDERSON	MAUREEN O'CONNOR		A				J	H	B	P		
COLS 24-	A	18	184	17	95				193	121	175	142	95	326
	B	7	208	6	114				210	126	188	167	112	346
	C	6	137	18	116				179	131	123	133	88	287
	D	12	232	11	55				184	101	192	134	112	320
	E	5	147	14	127				185	134	142	142	91	306
		48	908	66	507				951	613	820	718	498	1585
COLS 25-	A	6	358	18	47				227	86	333	205	140	455
	B	10	299	3	30				180	53	275	159	111	352
	C	4	283	1	13				146	51	234	154	79	314
	D	6	383	2	17				167	59	330	164	139	424
	E	4	321	9	15				175	42	293	168	99	366
	F	4	256	5	42				147	53	249	145	98	325
	G	12	387	4	20				202	64	340	179	144	436
		46	2287	42	184				1244	408	2054	1174	810	2672
COLS 26-	A	2	213	3	19				122	38	180	86	83	239
	B	4	72	3	21				67	36	61	48	32	103
	C	5	162	0	29				85	34	155	96	56	206
	D	6	225	3	68				141	98	192	135	99	327
	E	1	142	3	26				84	34	128	81	49	180
		18	814	12	163				499	240	716	446	319	1055
COLS 27-	A	6	172	3	77	46	111		168	85	170	104	104	268
	B	5	141	6	60	55	146		133	65	139	104	71	215
	C	13	216	11	214	195	223		286	225	208	173	190	466
	D	9	232	6	92				197	107	209	117	146	348
	E	5	193	7	120	95	209		197	131	184	145	110	335
	F	5	314	8	228	196	312		333	270	266	195	257	564
		43	1268	41	791	587	1001		1314	883	1176	838	878	2196
COLS 28-	A	11	349	8	36	28	369		235	74	325	186	148	415
	B	4	395	4	49	44	397		223	70	370	179	188	463
	C	4	381	9	81	73	388		275	132	326	185	220	488
	D	9	238	12	136	126	245		229	158	216	156	166	405
	E	4	482	4	87	83	470		334	143	426	232	264	589
	F	8	283	7	148	118	306		248	160	274	152	209	460
		40	2128	44	537	472	2175		1544	737	1937	1090	1195	2820
COLS 29-	A	3	134	11	67				117	65	129	85	76	228
	B	7	121	4	25				74	34	113	69	39	170
	C	10	130	10	93				136	106	110	124	49	246
	D	8	228	16	142				215	151	201	173	105	405
		28	613	41	327				542	356	553	451	269	1049
COLS 30-	A	2	161	11	269				293	269	142	201	156	456
	B	13	141	9	141				205	159	131	142	107	312
	C	13	131	19	165				221	186	122	152	101	338
	D	8	142	11	188				243	210	117	134	142	363
	E	6	145	8	168				216	176	129	160	114	333
	F	7	89	7	146				155	146	77	99	82	257
		49	809	65	1077				1333	1146	718	888	702	2059

* - OFFICIAL RESULTS - *

* - GENERAL ELECTION - NOVEMBER 3, 1998 - FRANKLIN COUNTY, OHIO - *

GOVERNOR AND LIEUTENANT GOVERNOR					STATE REPRESENTATIVE (22ND DIST)		STATE REPRESENTATIVE (24TH DIST)		JUDGE OF THE COURT OF APPEALS (F.T.C.1-2-99)	SECRETARY OF STATE		JUDGE OF THE COURT OF COMMON PLEAS (F.T.C.1-7-99)		TOTAL VOTE
(Vote for 1)					(Vote for 1)		(Vote for 1)		(Vote for 1)		(Vote for 1)			
	(DEM)	(REF)	(REP)		(REP)	(DEM)	(REP)	(DEM)		(REP)	(DEM)	D O B E R I A H L	G R E E Y C E	
	ZANNA FEITLER & JOHN A. EASTMAN	LEE FISHER & MICHAEL B. COLEMAN	JOHN R. MITCHEL & LAWRENCE ANDERSON	BOB TAFT & MAUREEN O'CONNOR	D A L E I N N A	R M A I L L E R	J O A V A N D S O N	B F E R R A B E N D	D - B O O N M A N J	J B L A C K E N N E L T H	C H A V A R R E T S			
COLS 31-	A 7 B 10 C 13 D 5 E 16 ----- 51	318 156 132 125 120 ----- 851	4 10 18 2 14 ----- 48	42 107 90 28 103 ----- 370					201 172 114 174 84 151 ----- 782	92 131 133 36 113 ----- 486	272 131 133 112 119 ----- 767	157 135 134 77 123 ----- 626	145 96 91 45 80 ----- 457	381 291 261 167 257 ----- 1357
COLS 32-	A 12 B 13 C 7 D 12 ----- 44	240 164 151 193 ----- 748	28 27 9 11 ----- 75	280 186 102 191 ----- 759					368 237 237 151 252 ----- 1018	311 219 112 211 ----- 853	216 137 146 174 ----- 673	231 162 138 207 ----- 738	223 137 74 124 ----- 558	572 399 279 415 ----- 1665
COLS 33-	A 15 B 9 C 5 D 23 E 9 F 16 G 15 H 11 ----- 103	221 128 97 221 193 93 211 127 ----- 1291	19 5 6 5 14 19 7 ----- 82	133 98 119 147 71 73 151 40 ----- 832					241 149 150 254 156 128 251 105 ----- 1434	167 111 123 187 77 91 151 56 ----- 963	198 119 92 186 195 95 220 123 ----- 1228	159 112 68 158 131 93 149 75 ----- 945	140 75 94 155 89 65 168 65 ----- 851	391 243 231 407 284 203 407 187 ----- 2353
COLS 34-	A 4 B 6 C 6 D 17 E 5 F 8 ----- 46	271 179 191 197 165 173 ----- 1176	14 9 6 13 9 14 ----- 65	171 158 139 208 116 160 ----- 952					285 228 215 298 173 234 ----- 1433	208 174 160 236 132 180 ----- 1090	237 157 172 178 140 154 ----- 1038	176 140 128 208 108 169 ----- 929	189 141 146 137 134 127 ----- 874	473 357 348 445 303 366 ----- 2292
COLS 35-	A 3 B 1 C 1 D 2 ----- 7	270 322 455 396 ----- 1443	5 1 4 10 ----- 20	29 17 19 50 ----- 115	24 42 52 65 ----- 183	267 299 414 388 ----- 1368			197 150 150 220 252 ----- 819	39 51 57 90 ----- 237	260 286 405 367 ----- 1318	141 153 192 218 ----- 704	121 113 178 149 ----- 561	310 354 493 482 ----- 1639
COLS 36-	A 8 B 12 C 10 D 17 E 13 F 7 ----- 67	186 123 102 180 233 142 ----- 966	23 19 19 25 16 14 ----- 116	184 93 80 210 245 175 ----- 987					265 175 125 148 299 370 219 ----- 1476	195 125 110 89 175 288 187 ----- 1113	178 110 110 110 175 188 125 ----- 886	184 134 98 217 244 159 ----- 1036	134 71 67 128 170 95 ----- 665	409 250 214 444 531 343 ----- 2191
COLS 37-	A 10 B 1 C 2 D 7 E 21 ----- 41	129 82 93 127 178 ----- 609	6 8 7 10 18 ----- 49	53 39 61 101 216 ----- 470					116 76 119 150 272 ----- 733	71 44 70 113 242 ----- 540	106 77 87 117 150 ----- 537	105 69 77 119 187 ----- 557	47 34 57 63 132 ----- 333	204 136 170 262 455 ----- 1227

* - OFFICIAL RESULTS - *

* - GENERAL ELECTION - NOVEMBER 3, 1998 - FRANKLIN COUNTY, OHIO - *

GOVERNOR AND LIEUTENANT GOVERNOR				STATE REPRESENTATIVE (22ND DIST)		STATE REPRESENTATIVE (24TH DIST)		JUDGE OF THE COURT OF APPEALS (F.T.C.1-2-99)	SECRETARY OF STATE		JUDGE OF THE COURT OF COMMON PLEAS (F.T.C.1-7-99)		TOTAL VOTE				
(Vote for 1)				(Vote for 1)		(Vote for 1)		(Vote for 1)	(Vote for 1)		(Vote for 1)						
				(REP)	(DEM)	(REP)	(DEM)		(REP)	(DEM)	D O B E N N E R I A L P	G R E Y E C E					
				ZANNA FEITLER & JOHN A. EASTMAN	LEE FISHER & MICHAEL B. COLEMAN	JOHN R. MITCHEL & LAWRENCE ANDERSON	BOB TAFT & MAUREEN O'CONNOR	D G A L V I N D N	R M A Y L L E R	J O A V I N S O N	B F E R R U C E	D O N N A N	J B L A C K W E L L H	C H A V A R R E L E E S	D O B E N N E R I A L P	G R E Y E C E	
COLS 38-	A	15	211	21	139												
	B	6	146	6	30												
	C	11	140	10	104												
		32	497	37	273												
COLS 39-	A	10	131	10	90												
	B	12	146	3	66												
		22	277	13	156												
COLS 40-	A	10	88	6	68												
	B	7	85	9	41												
	C	27	245	11	91												
		44	418	26	200												
COLS 41-	A	10	69	7	36												
	B	7	59	6	39												
	C	3	36	4	53												
	D	2	56	4	29												
	E	3	51	7	50												
		25	271	28	206												
COLS 42-	A	5	102	12	46												
	B	8	169	5	62												
	C	7	136	16	144												
	D	6	164	9	64												
	E	8	156	20	149												
		34	727	62	465												
COLS 43-	A	2	155	17	224												
	B	11	170	16	167												
	C	14	182	16	100												
	D	11	197	14	190												
	E	6	128	15	114												
		44	832	78	795												
COLS 44-	A	4	265	3	69	63	265										
	B	2	200	2	49	37	204										
	C	14	256	5	60	55	263										
	D	2	206	7	59	67	205										
	E	2	272	3	40	46	264										
	F	6	159	3	102	84	162										
	G	6	155	3	57	61	149										
	H	15	166	5	98	99	169										
	I	11	144	15	141	146	144										
	J	6	140	18	162	156	137	0	0								
	K	5	97	5	92	85	102										
		71	2060	75	929	899	2064	0	0	1995	1147	1870	1409	1116			3208

* - OFFICIAL RESULTS - *

* - GENERAL ELECTION - NOVEMBER 3, 1998 - FRANKLIN COUNTY, OHIO - *

GOVERNOR AND LIEUTENANT GOVERNOR				STATE REPRESENTATIVE (22ND DIST)		STATE REPRESENTATIVE (24TH DIST)		JUDGE OF THE COURT OF APPEALS (F.T.C.1-2-99)	SECRETARY OF STATE		JUDGE OF THE COURT OF COMMON PLEAS (F.T.C.1-7-99)		TOTAL VOTE
(Vote for 1)				(Vote for 1)		(Vote for 1)		(Vote for 1)	(Vote for 1)		(Vote for 1)		
	(DEM)	(REF)	(REP)	(REP)	(DEM)	(REP)	(DEM)		(REP)	(DEM)	D	G	
	ZANNA FEITLER	LEE FISHER	JOHN R. MITCHEL	BOB TAFT	D A V E I N N I D N	R M I L L E R	J O A V O V A I N S O N	B F R E U I C E R A B E N D	J B L A C K E N N E L L H	C H A V A R R E T A B	D O B N E R I A L P	G R E E N U Y	R E C E
	JOHN A. EASTMAN	MICHAEL B. COLEMAN	JOHN R. MITCHEL & LAWRENCE ANDERSON	BOB TAFT & MAUREEN O'CONNOR				D O B N E R I A L P					
COLS 45-	A 7	136	7	99				156	106	135	141	66	253
	B 4	201	8	115			115	113	132	186	140	130	343
	C 4	290	11	142			137	174	175	257	200	173	454
	D 3	82	13	104			164	255	111	88	107	62	211
	E 6	109	5	89			125	71	111	87	103	64	212
	F 4	183	6	138			113	80	137	175	151	116	335
	G 1	121	13	175			158	149	193	107	151	101	312
	H 12	190	16	246			190	103	224	167	193	159	471
	I 10	178	11	184			293	130	300	156	179	121	389
	J 6	188	11	146			225	129	256	212	161	145	391
	K 8	124	12	146			208	149	254	171	134	100	297
	69	1802	113	1622			181	91	209	113	1826	1629	3668
COLS 46-	A 1	173	4	204					212	154	151	167	387
	B 7	244	17	319					355	203	211	258	596
	C 13	192	12	226					244	183	180	172	450
	D 11	181	13	140			66	34	307	170	175	109	357
	E 5	174	12	166					244	166	145	152	366
	F 8	98	18	144					246	189	150	93	270
	G 4	108	3	96					175	162	83	88	216
	H 8	192	12	178					134	108	97	138	402
	I 6	293	9	278					262	209	164	243	601
	63	1655	100	1751					372	315	227	243	601
COLS 47-	A 16	219	11	183	151	234			264	199	172	171	445
	B 8	183	5	69	53	196			163	76	107	106	271
	C 13	193	22	138	128	217			233	167	177	125	382
	D 9	212	16	129	111	220			203	158	142	136	373
	E 7	179	14	130	128	172			205	155	147	119	336
	F 5	132	9	90	83	142			153	97	103	86	251
	58	1118	77	739	654	1181			1221	852	1034	743	2058
COLS 48-	A 5	152	7	29	33	152			118	46	143	63	198
	B 4	164	8	59	63	160			131	78	87	99	244
	C 8	313	4	86	66	314			226	111	280	161	422
	D 6	312	9	71	71	298			237	92	294	166	406
	E 4	106	4	58	70	311			219	65	100	56	178
	F 3	285	6	89	59	102			219	85	280	171	395
	30	1332	38	393	64	298			1033	477	1245	716	1843
COLS 49-	A 15	280	31	207	355	1337			346	257	242	278	556
	B 7	234	22	208			0	0	294	221	225	155	483
	C 7	177	16	153					209	156	169	101	370
	D 14	171	15	157					212	148	178	105	366
	E 16	97	19	95					156	121	91	68	231
	59	959	103	820					1217	903	905	571	2006
COLS 50-	A 2	335	1	20	26	316			153	46	297	127	369
	B 5	383	7	21	24	371			194	63	338	127	423
	C 2	224	4	46	50	214			138	69	197	105	279
	D 3	93	3	94	86	83			127	97	86	59	196
	12	1035	15	181	186	984			612	275	918	418	1267

* - OFFICIAL RESULTS - *

* - GENERAL ELECTION - NOVEMBER 3, 1998 - FRANKLIN COUNTY, OHIO - *

GOVERNOR AND LIEUTENANT GOVERNOR					STATE REPRESENTATIVE (22ND DIST)		STATE REPRESENTATIVE (24TH DIST)		JUDGE OF THE COURT OF APPEALS (F.T.C.1-2-99)	SECRETARY OF STATE		JUDGE OF THE COURT OF COMMON PLEAS (F.T.C.1-7-99)		TOTAL VOTE	
(Vote for 1)					(Vote for 1)		(Vote for 1)		(Vote for 1)	(Vote for 1)		(Vote for 1)			
					(REP)	(DEM)	(REP)	(DEM)		(REP)	(DEM)	(REP)	(DEM)		
					D G A L V I D N A	R M A I L Y L E R	J O A V A N D S O N	B F E R R A B E N D	D B O O N M A N J	J L A K E N N E L L T H	C H A V A R A L R E S T A B	D O B N E O R I A L H P	G R E E Y C E		
					ZANNA FEITLER & JOHN A. EASTMAN	LEE FISHER & MICHAEL B. COLEMAN	JOHN R. MITCHEL & LAWRENCE ANDERSON	BOB TAFT & MAUREEN O'CONNOR							
COLS 51-	A	2	367	3	54	55	364			200	72	339	214	126	446
	B	4	216	7	31	28	215			125	48	195	114	75	267
	C	7	379	2	32	36	379			228	68	351	197	146	444
	D	7	233	5	33	31	236			146	48	219	116	88	289
		20	1195	17	150	150	1194			699	236	1104	641	435	1446
COLS 52-	A	9	211	18	279					344	297	192	223	194	536
	B	10	227	12	244					331	272	192	208	199	503
	C	11	215	15	227					247	233	208	207	164	481
	D	11	252	9	83					227	117	231	147	141	352
	E	8	215	15	53					198	96	187	138	112	308
	F	11	222	21	187					301	217	193	206	149	448
	G	7	94	4	71					114	73	96	74	67	179
		67	1436	94	1144					1762	1305	1299	1203	1026	2809
COLS 53-	A	11	139	20	213					251	231	128	176	127	392
	B	11	122	11	251					257	262	107	131	171	406
	C	8	169	17	258					287	275	149	172	185	455
	D	15	212	12	235					320	251	183	226	156	485
	E	6	153	13	221					257	232	137	187	132	407
	F	4	86	6	67					118	86	67	82	44	167
	G	11	148	10	107					184	142	119	125	83	280
	H	4	76	7	57					98	69	67	58	47	145
	I	6	172	12	221					259	255	134	181	142	422
		76	1277	108	1630					2031	1813	1091	1338	1087	3159
COLS 54-	A	4	176	6	149					214	169	141	145	124	344
	B	14	153	19	188					231	199	142	154	137	381
	C	5	156	10	147					218	162	142	144	120	329
	D	10	174	12	230					272	244	158	197	151	443
	E	3	145	11	119					173	132	128	111	111	283
	F	10	211	7	213					262	239	178	184	160	451
		46	1015	65	1046					1370	1145	889	935	803	2231
COLS 55-	A	5	188	1	47	54	180			122	78	159	80	120	246
	B	11	219	4	23	35	216			156	63	186	118	93	265
	C	4	269	3	24	30	258			165	63	231	121	132	313
	D	8	275	2	31	34	276			178	60	256	160	108	324
		28	951	10	125	153	930			621	264	832	479	453	1148
COLS 56-	A	3	170	6	75					166	96	148	112	93	256
	B	3	161	5	19					87	40	136	82	59	192
	C	6	206	4	27					134	58	169	97	104	245
	D	1	167	4	9					82	25	150	90	58	188
	E	4	474	7	27					247	79	416	181	235	536
	F	4	349	3	28					184	67	315	185	120	399
	G	2	303	0	18					149	57	264	129	142	338
	H	2	253	4	27					146	60	221	142	93	293
	I	14	147	12	140					192	164	129	129	108	326
		39	2230	45	370					1387	646	1948	1147	1012	2773

* - GENERAL ELECTION - NOVEMBER 3, 1998 - FRANKLIN COUNTY, OHIO - *

GOVERNOR AND LIEUTENANT GOVERNOR					STATE REPRESENTATIVE (22ND DIST)		STATE REPRESENTATIVE (24TH DIST)		JUDGE OF THE COURT OF APPEALS (F.T.C.1-2-99)	SECRETARY OF STATE		JUDGE OF THE COURT OF COMMON PLEAS (F.T.C.1-7-99)		TOTAL VOTE	
(Vote for 1)					(Vote for 1)		(Vote for 1)		(Vote for 1)	(Vote for 1)		(Vote for 1)			
					(REP)	(DEM)	(REP)	(DEM)		(REP)	(DEM)	D O G R E E	G R E E		
					(DEM)	(REF)	(REP)	(DEM)		(REP)	(DEM)	E N A H L	B O R I A L		
					ZANNA FEITLER	LEE FISHER	JOHN R. MITCHEL	BOB TAFT		J B L A K E N N E L T H	C T H A V A R A L E E S	D O G R E E B O R I A L	G R E E Y U C E		
					JOHN A. EASTMAN	MICHAEL B. COLEMAN	LAWRENCE ANDERSON	MAURKEN O'CONNOR		D O N N M A N	K C K N W N E L T H	P			
COLS 57-	A	20	168	14	116					226	142	151	151	110	322
	B	11	149	10	128					219	151	129	163	92	301
	C	20	165	20	217					299	252	159	197	137	435
	D	8	252	19	307					376	329	216	236	209	596
	E	10	104	12	113					158	126	95	106	80	244
	F	2	141	12	226					251	254	107	164	123	386
	G	18	150	16	191					242	201	149	191	113	389
	H	11	246	20	342					427	386	192	258	212	641
		100	1375	123	1640					2188	1841	1208	1466	1076	3314
COLS 58-	A	18	208	13	155					249	183	183	198	126	411
	B	17	215	16	227					303	243	196	214	151	497
	C	11	165	19	198					284	241	124	211	119	403
	D	12	171	18	160					245	172	158	205	93	371
	E	15	204	32	250					334	303	162	235	157	522
	F	15	227	17	204					310	236	187	218	133	487
	G	10	147	19	126					183	153	135	166	78	314
	H	9	151	21	209					266	227	138	186	119	407M
		107	1488	155	1529					2174	1758	1283	1633	976	3412
COLS 59-	A	11	160	12	255					268	271	143	169	191	448
	B	9	176	9	245					283	282	129	156	194	444
	C	6	148	9	189					214	195	133	139	139	363
	D	11	117	15	162					196	182	107	105	123	312
	E	3	43	3	62					72	69	38	50	44	112
	F	5	144	22	195					232	219	124	143	137	377
		45	788	70	1108					1265	1218	674	762	828	2056
COLS 60-	A	9	144	14	224					277	254	126	191	128	398
	B	6	151	8	238					260	263	115	150	150	416
	C	8	187	8	365					374	387	144	250	194	583
	D	4	186	13	299					341	307	159	185	212	506
	E	5	121	12	200					230	220	95	148	121	345
	F	3	154	12	350					329	360	128	152	261	528
	G	4	58	8	148					141	155	52	86	92	227
		39	1001	75	1824					1952	1946	819	1162	1158	3003
COLS 61-	A	10	130	11	144					179	161	122	124	112	309
	B	6	152	12	142					200	164	131	142	105	374
	C	6	161	13	114					198	140	139	126	120	303
	D	7	193	16	268					315	286	171	182	213	495
		29	636	52	668					892	751	563	574	550	1421
COLS 62-	A	6	104	8	156					186	176	87	112	105	277
	B	4	165	14	150					226	179	138	144	120	341
	C	20	170	21	206					282	228	169	186	139	426
	D	8	110	5	117					157	132	99	102	86	242
	E	11	124	6	192					155	132	101	143	109	341
	F	13	175	13	126					226	158	150	149	108	334
	G	5	179	5	124					206	150	153	148	107	321
	H	5	190	10	154					214	150	156	130	147	370
	I	11	155	16	220					261	247	131	158	156	408
		83	1372	98	1445					1972	1673	1184	1272	1077	3060

* - OFFICIAL RESULTS - *

* - GENERAL ELECTION - NOVEMBER 3, 1998 - FRANKLIN COUNTY, OHIO - *

GOVERNOR AND LIEUTENANT GOVERNOR					STATE REPRESENTATIVE (22ND DIST)		STATE REPRESENTATIVE (24TH DIST)		JUDGE OF THE COURT OF APPEALS (F.T.C.1-2-99)	SECRETARY OF STATE		JUDGE OF THE COURT OF COMMON PLEAS (F.T.C.1-7-99)		TOTAL VOTE		
(Vote for 1)					(Vote for 1)		(Vote for 1)		(Vote for 1)	(Vote for 1)		(Vote for 1)				
(DEM) (REF) (REP)					(REP) (DEM)	(REP) (DEM)		(REP) (DEM)	(REP) (DEM)							
ZANNA FEITLER & JOHN A. EASTMAN					LEE FISHER & MICHAEL B. COLEMAN	JOHN R. MITCHEL & LAWRENCE ANDERSON	BOB TAFT & MAUREEN O'CONNOR	D G A I R M A L E V I N D N A	R M A I L Y L L E R	J D O V A I D N S O N	B F E R R I U C E R A B E N D	D B O O N N A N J	J B L A C K W E L L E H	C T H A V A R R E S T A	D O B E R I A H L P	G R E Y E C E
COLS 63-	A	11	164	15	338											
	B	16	133	7	274					365	356	146	191	243		539
	C	10	199	16	353					293	276	127	169	162		442
	D	2	105	8	150					377	378	170	202	253		586
	E	17	134	17	244					201	164	93	118	100		277
	F	8	148	20	200					260	248	124	179	134		424
	G	11	133	12	240					263	218	133	147	161		380
	H	10	111	10	133					270	273	91	161	144		411
	I	7	61	3	122					171	158	83	103	99		268
	J	13	91	9	159					131	132	57	81	72		195
		105	1279	117	2220					176	178	78	92	116		284
										2507	2381	1102	1443	1484		3806
COLS 64-	A	7	105	9	260											
	B	7	134	19	271					257	268	83	146	146		391
	C	9	144	10	233					292	268	119	146	211		437
	D	9	176	11	293					245	252	106	147	154		404
	E	10	159	14	266					322	323	135	180	203		499
	F	6	123	17	330					275	290	122	181	163		456
	G	4	82	7	102					317	327	121	159	205		488
		49	923	87	1755					136	118	71	75	83		202
										1844	1846	757	1034	1165		2877
COLS 65-	A	7	102	11	168											
	B	8	97	8	202					182	179	89	122	104		293
	C	10	142	11	191					221	216	84	132	124		321
	D	12	140	12	216					213	219	115	137	121		364
	E	13	143	15	262					275	229	124	195	124		389
	F	7	99	3	189					266	291	109	171	150		440
	G	12	167	14	276					212	201	90	128	116		306
		69	890	74	1504					292	299	128	185	165		474
										1661	1634	739	1070	904		2587
COLS 66-	A	5	144	15	175											
	B	13	141	12	127					244	217	114	157	124		347
	C	9	172	9	281					182	149	131	132	104		300
	D	10	166	17	255					292	300	147	197	172		481
	E	10	113	17	239					284	278	135	197	162		454
		47	736	70	1077					250	245	109	149	144		392
										1252	1189	636	832	706		1974
COLS 67-	A	14	158	19	215											
	B	13	181	17	232					283	228	152	190	130		423
	C	9	142	25	151					316	256	157	203	137		460
	D	7	124	7	95					209	175	129	164	94		341
	E	13	191	18	183					172	109	114	120	73		248
	F	14	206	11	305					266	203	164	180	137		421
	G	12	142	13	194					344	312	180	258	152		565
	H	14	165	13	196					218	192	136	142	127		376
	I	17	144	14	190					250	224	139	203	100		407
	J	6	148	7	186					268	213	127	178	124		379
	K	8	130	11	130					223	201	103	145	109		370
		127	1731	155	2077					192	141	116	122	99		294
										2741	2254	1517	1905	1282		4284

* - OFFICIAL RESULTS - *

* - GENERAL ELECTION - NOVEMBER 3, 1998 - FRANKLIN COUNTY, OHIO - *

GOVERNOR AND LIEUTENANT GOVERNOR					STATE REPRESENTATIVE (22ND DIST)		STATE REPRESENTATIVE (24TH DIST)		JUDGE OF THE COURT OF APPEALS (F.T.C.1-2-99)	SECRETARY OF STATE		JUDGE OF THE COURT OF COMMON PLEAS (F.T.C.1-7-99)		TOTAL VOTE		
(Vote for 1)					(Vote for 1)		(Vote for 1)		(Vote for 1)	(Vote for 1)		(Vote for 1)				
					(REP)	(DEM)	(REP)	(DEM)		(REP)	(DEM)	D O G	E U E			
					(DEM)	(REF)	(REP)					D O G	E U E			
					ZANNA FREITLER	LEE FISHER	JOHN R. MITCHEL	BOB TAFT	D G A L V E I N D A	R M A I L Y L E R	J D O A V I A N S O N	B F R E I C E R A B E N D	D O B O N N M A N J	J B C H A V A R A L R E T S	D O B O R I A L H L P	G U E Y C E
					JOHN A. EASTMAN	MICHAEL B. COLKMAN	LAWRENCE ANDERSON	MAUREEN O'CONNOR								
COLS 68-	A	5	166	7	97					172		118	144	137	86	279
	B	6	118	7	62					131		84	100	94	78	196
	C	3	132	1	116					169		117	126	122	97	257
	D	6	140	5	74					130		86	129	107	74	228
		20	556	20	349					602		405	499	460	335	960
COLS 69-	A	10	150	25	276					313		300	135	202	170	473
	B	5	65	7	133					135		129	66	86	70	246
	C	13	162	12	285					326		339	122	194	199	487
	D	12	176	14	280					319		291	161	187	191	490
	E	8	128	7	208					223		235	93	135	132	360
	F	4	145	11	259					254		278	109	144	170	427
	G	5	91	9	198					210		207	75	116	112	308
	H	3	70	6	190					177		180	67	104	102	279
	I	9	136	3	302					312		319	107	197	161	459
		69	1125	94	2131					2269		2278	935	1365	1307	3499
COLS 70-	A	6	153	12	252					280		271	135	154	184	432
	B	3	162	13	237					262		253	129	159	185	423
	C	10	198	29	282					337		299	176	188	218	530
	D	13	208	14	371					384		396	174	219	282	616
	E	5	119	1	158					178		147	108	97	112	289
		37	840	69	1300					1441		1366	722	817	981	2290
COLS 71-	A	7	84	3	150					160		163	67	89	101	247
	B	8	103	4	147					177		164	88	102	98	263
	C	4	92	8	102					144		133	66	89	76	209
	D	10	115	8	180					196		194	89	117	108	320
	E	8	105	17	234					253		258	93	149	139	359
	F	10	165	8	242					298		275	139	176	178	434
	G	8	91	10	165					176		186	76	100	101	280
	H	9	180	14	191					249		223	144	152	143	404
	I	7	107	11	150					198		164	102	122	110	279
	J	2	152	18	174					241		185	136	145	121	350
	K	6	105	3	213					219		220	84	146	93	331
	L	11	97	5	181					203		203	73	114	107	299
		90	1396	109	2129					2514		2368	1157	1501	1375	3785
COLS 72-	A	7	139	5	282					295		292	109	152	212	437
	B	7	113	2	250					256		270	97	128	165	394
	C	2	125	2	284					264		297	99	126	192	421
	D	6	161	6	297					320		320	131	147	214	477
	E	12	120	12	323					305		351	97	143	213	477
	F	7	123	15	267					268		288	99	154	155	420
		41	781	49	1713					1708		1818	632	850	1151	2626

* - GENERAL ELECTION - NOVEMBER 3, 1998 - FRANKLIN COUNTY, OHIO - *

GOVERNOR AND LIEUTENANT GOVERNOR					STATE REPRESENTATIVE (22ND DIST)		STATE REPRESENTATIVE (24TH DIST)		JUDGE OF THE COURT OF APPEALS (F.T.C.1-2-99)	SECRETARY OF STATE		JUDGE OF THE COURT OF COMMON PLEAS (F.T.C.1-7-99)		TOTAL VOTE
(Vote for 1)					(Vote for 1)		(Vote for 1)		(Vote for 1)	(Vote for 1)		(Vote for 1)		
(DEM)		(REF)		(REP)	(REP)	(DEM)	(REP)	(DEM)		(REP)	(DEM)	D O E ' O B N E R I A A L H L	G R E U E Y C K	
ZANNA FEITLER & JOHN A. EASTMAN	LEE FISHER & MICHAEL B. COLEMAN	JOHN R. MITCHEL & LAWRENCE ANDERSON	BOB TAFT & MAUREEN O'CONNOR		D A L E V I N D A	R M A I L Y L E R	J O D A V I A N D S O N	B F E R R I U C E R A B E N D	D O W N M A N J	J B L A K C K N W E L T H	C H A V A R A L R E E S A B			
COLS 73 - A	10	189	13	265			2	0	318	277	182	204	181	485
B	6	124	6	152					204	171	105	102	123	289
C	14	158	11	287					315	311	137	166	207	480
D	3	112	9	167					193	178	98	111	111	294
E	11	124	8	258					301	279	129	171	178	439
F	4	124	8	213					227	233	96	124	147	353
G	8	98	5	173					192	184	89	115	117	287
H	4	126	11	277			3	0	273	299	98	151	178	425
	60	1085	71	1792			5	0	2023	1931	934	1144	1242	3052
COLS 74 - A	8	148	19	214					240	252	109	141	155	394
B	4	128	8	263					248	281	86	143	148	414
C	12	160	21	332					316	373	106	187	186	548
D	7	99	7	158					173	155	102	112	99	279
E	6	104	17	133					173	163	78	110	80	267
F	10	101	4	159					178	193	72	109	90	278
G	7	124	7	196					225	216	96	121	137	343
H	5	155	4	269					280	286	113	174	153	443
	59	1019	87	1724					1833	1909	762	1097	1048	2966
DUBLIN 1 - A	17	191	20	329					343	369	154	209	222	567
B	14	157	16	546					477	541	137	228	314	756
C	5	115	9	410					320	423	94	169	220	555
D	6	124	8	360					305	366	102	160	195	516
E	11	154	14	505					441	525	123	255	247	698
	53	741	67	2150					1886	2224	610	1021	1198	3092
DUBLIN 2 - A	9	159	13	363					380	359	146	197	232	560
B	5	137	7	301					283	308	103	169	147	461
C	6	86	11	185					188	202	69	116	107	300
D	13	150	8	347					331	347	137	204	186	533
E	7	115	8	299					260	295	90	181	137	441
	40	647	47	1495					1442	1511	545	867	809	2295
DUBLIN 3 - A	9	100	12	410					374	443	80	192	234	543
	9	100	12	410					374	443	80	192	234	543
DUBLIN 4 - A	1	111	9	350					283	348	75	140	186	491
B	9	98	7	342					317	339	81	196	165	463
C	10	133	10	384					346	395	104	193	203	547
D	7	147	8	340					323	349	107	205	178	521
E	5	91	4	279					250	281	68	154	135	387
F	7	73	4	214					180	212	58	106	95	311
	39	653	42	1909					1699	1924	493	994	962	2720
FRANK - A	14	211	30	223					284	229	201	230	139	505
B	15	172	16	147					221	179	148	175	92	371
C	11	173	18	225					268	229	162	183	150	453
D	16	210	32	161					259	187	183	205	114	444
E	19	185	19	174					232	176	188	190	104	431
F	4	101	8	45					108	59	88	79	49	172
	79	1062	123	975					1372	1059	970	1062	648	2376

* - OFFICIAL RESULTS - *

* - GENERAL ELECTION - NOVEMBER 3, 1998 - FRANKLIN COUNTY, OHIO - *

GOVERNOR AND LIEUTENANT GOVERNOR					STATE REPRESENTATIVE (22ND DIST)		STATE REPRESENTATIVE (24TH DIST)		JUDGE OF THE COURT OF APPEALS (F. T. C. 1-2-99)	SECRETARY OF STATE		JUDGE OF THE COURT OF COMMON PLEAS (F. T. C. 1-7-99)		TOTAL VOTE	
(Vote for 1)					(Vote for 1)		(Vote for 1)		(Vote for 1)	(Vote for 1)		(Vote for 1)			
					(REP)	(DEM)	(REP)	(DEM)		(REP)	(DEM)	(REP)	(DEM)		
					D G A L V E I N D N	R M A I Y L E R	J O A V I N D S O N	B F E R R U C E R A B E N D	D B O O N W M A A N J	J B L A K K N E L T H	C H A V R A L R E E T A S	D O B E R I A L H L	G R E Y C E		
					ZANNA FEITLER	LEE FISHER	JOHN R. MITCHEL	BOB TAFT							
					JOHN A. EASTMAN	MICHAEL B. COLEMAN	LAWRENCE ANDERSON	MAUREEN O'CONNOR							
GAH 1 -	A	11	173	22	206					257	231	149	174	145	432
	B	15	146	15	210					270	222	141	182	120	397
	C	25	188	10	308					324	312	175	195	196	561
	D	12	158	27	181					244	210	134	182	109	393
	E	14	198	15	302					322	319	169	209	169	544
	F	4	107	10	145					168	147	99	113	86	273
		81	970	99	1352					1585	1441	867	1055	825	2600
GAH 2 -	A	11	140	15	206					240	217	127	156	126	382
	B	11	233	16	306					363	336	191	232	179	582
	C	9	187	26	297					329	299	159	225	178	526
	D	19	90	15	146					164	157	84	121	84	285
	E	13	259	12	369					388	396	207	243	238	676
		63	909	84	1324					1484	1405	768	977	805	2451
GAH 3 -	A	12	131	15	218					238	231	126	158	125	386
	B	16	141	14	240					267	259	125	167	159	425
	C	11	189	5	321					338	326	162	188	212	538
	D	11	257	22	403			9	2	417	431	189	248	260	709
	E	3	127	10	246					239	265	91	126	149	393
	F	9	203	17	236					269	272	148	183	177	476
		62	1048	83	1664			9	2	1768	1784	841	1070	1082	2927
GAH 4 -	A	12	141	11	300					305	312	127	181	171	481
	B	9	207	10	289					341	314	176	171	225	533
	C	9	213	12	284					320	329	152	164	227	528
	D	11	147	12	245					248	264	106	150	150	423
	E	7	212	14	343					364	379	144	215	206	592
	F	7	174	15	404					368	416	134	215	241	619
	G	3	152	5	243					255	284	98	147	161	411
		58	1246	79	2108					2201	2298	937	1243	1381	3587
GR CTY 1 -	A	8	165	29	221					277	251	138	210	128	441
	B	18	145	16	218					256	230	127	190	123	416
	C	10	206	25	333					356	359	147	244	189	591
	D	5	57	11	82					107	86	49	63	58	164
		41	573	81	854					996	926	461	707	498	1612
GR CTY 2 -	A	14	159	14	260					303	278	128	214	142	467
	B	19	254	23	328					389	337	229	258	209	650
	C	12	152	12	245					276	249	141	183	126	441
		45	565	49	833					968	864	498	655	477	1558
GR CTY 3 -	A	9	189	23	252					297	268	171	210	148	498
	B	16	185	21	389					389	407	144	265	199	641
	C	13	193	20	352					359	341	168	232	215	611
	D	17	164	18	320					303	328	121	212	162	539
	E	15	160	25	296					312	311	98	204	162	520
	F	3	134	8	310					268	308	94	169	156	473
	G	12	169	16	301					319	296	151	227	152	510
		85	1194	131	2220					2247	2279	947	1519	1194	3792

* - OFFICIAL RESULTS - *

* - GENERAL ELECTION - NOVEMBER 3, 1998 - FRANKLIN COUNTY, OHIO - *

GOVERNOR AND LIEUTENANT GOVERNOR					STATE REPRESENTATIVE (22ND DIST)		STATE REPRESENTATIVE (24TH DIST)		JUDGE OF THE COURT OF APPEALS (F.T.C.1-2-99)	SECRETARY OF STATE		JUDGE OF THE COURT OF COMMON PLEAS (F.T.C.1-7-99)		TOTAL VOTE	
(Vote for 1)					(Vote for 1)		(Vote for 1)		(Vote for 1)	(Vote for 1)		(Vote for 1)			
					(REP)	(DEM)	(REP)	(DEM)		(REP)	(DEM)	DOUGHERTY	GREENE		
					DALVIN	RAYLER	JOHNSON	FERRERA	DOBOS	JBL	CHAVARRAS	DOUGHERTY	GREENE		
					A	R	N	E	J	KNEELAND	TH	P			
					ZANNA FEITLER	LEE FISHER	JOHN R. MITCHEL	BOB TAFT							
					&	&	&	&							
					JOHN A. EASTMAN	MICHAEL B. COLEMAN	LAWRENCE ANDERSON	MAUREEN O'CONNOR							
GR CTY 4-	A	8	150	18	207					239	216	140	181	118	403
	B	8	203	21	278					324	294	146	184	181	538
	C	12	129	20	227					271	251	119	174	145	409
	D	8	158	16	223					235	228	133	168	120	419
	E	12	133	15	273					284	277	116	196	141	447
		48	773	90	1208					1353	1266	653	903	705	2216
GRANDV	A	18	295	24	357					415	390	243	232	309	715
	B	11	210	11	254					294	258	187	196	189	496
	C	23	254	24	217					309	230	242	203	194	530
	D	24	243	21	226					323	251	232	216	190	531
	E	21	235	16	188					273	216	215	185	164	480
		97	1237	96	1242					1614	1345	1119	1032	1046	2752
GRVPT	A	11	169	20	213			240	125	264	231	148	196	122	427M
	B	6	142	28	178			193	127	229	183	138	162	106	373
	C	8	124	22	186			205	102	203	196	107	140	107	355
		25	435	70	577			638	354	696	610	393	498	335	1155
HAMIL	A	10	184	15	186			171	131	218	171	174	198	84	405
	B	6	77	10	147			155	58	149	141	65	101	82	249
	C	10	155	15	185			204	122	220	189	151	179	101	382
	D	16	162	28	174			199	148	228	180	165	195	92	399
		42	578	68	692			729	459	815	681	555	673	359	1435
HAR'RG		8	59	4	55					73	61	46	51	27	129
		8	59	4	55					73	61	46	51	27	129
HILL 1-	A	9	96	17	127					156	133	95	117	75	255
	B	8	82	13	206					212	209	81	136	106	314
	C	7	117	15	251					254	258	95	144	147	396
	D	12	145	9	236					261	270	117	151	147	414
		36	440	54	820					883	870	388	548	475	1379
HILL 2-	A	6	139	12	279					285	310	110	155	175	438
	B	8	143	12	331					334	361	106	184	209	500
	C	6	137	7	311					284	330	108	158	182	465
	D	12	134	10	298					290	332	106	190	163	455
		32	553	41	1219					1193	1333	430	687	729	1858
HILL 3-	A	8	109	11	151					202	145	112	132	97	284
	B	12	145	9	197					227	197	137	163	119	372
	C	8	95	15	153					169	153	94	129	81	279
	D	12	158	15	285					303	309	130	195	162	478
		40	507	50	786					901	804	473	619	459	1413
HILL 4-	A	7	142	14	283					295	279	129	176	166	463
	B	8	144	22	314					329	319	145	220	174	502
	C	7	131	15	327					307	334	109	183	173	492
	D	7	85	12	246					224	248	74	136	133	355
		29	502	63	1170					1155	1180	457	715	646	1812

* - OFFICIAL RESULTS - *
 * - GENERAL ELECTION - NOVEMBER 3, 1998 - FRANKLIN COUNTY, OHIO - *

GOVERNOR AND LIEUTENANT GOVERNOR					STATE REPRESENTATIVE (22ND DIST)		STATE REPRESENTATIVE (24TH DIST)		JUDGE OF THE COURT OF APPEALS (F.T.C.1-2-99)	SECRETARY OF STATE		JUDGE OF THE COURT OF COMMON PLEAS (F.T.C.1-7-99)		TOTAL VOTE	
(Vote for 1)					(Vote for 1)		(Vote for 1)		(Vote for 1)	(Vote for 1)		(Vote for 1)			
					(REP)	(DEM)	(REP)	(DEM)		(REP)	(DEM)	(REP)	(DEM)		
					D A V I D N A	R A I L E E R	J O H N A N D E R S O N	B R U C E R A B E N D	D O N N W M A N	J B L A C K W E L L	C H A V A R R E S	D O B E N E R A L P	G R E E Y C E		
					ZANNA FEITLER	LEE FISHER	JOHN R. MITCHEL	BOB TAFT							
					JOHN A. EASTMAN	MICHAEL B. COLEMAN	LAWRENCE ANDERSON	MAUREEN O'CONNOR							
JACK	A	10	184	22	228					256	231	161	178	130	470
	B	11	135	15	203					232	218	114	157	112	387
	C	12	135	16	250					229	236	125	184	104	427
	D	25	167	23	319					321	336	138	211	187	563
		58	621	76	1000					1038	1021	538	730	533	1847
JEFF	A	6	145	27	314			200	61	310	307	145	184	210	502
	B	12	148	15	349			381	99	313	377	111	183	210	539
	C	17	180	19	373			419	130	377	389	164	220	225	614
		35	473	61	1036			1000	290	1000	1073	420	587	645	1655
LOCK		7	27	4	35			39	27	40	30	33	33	25	77
		7	27	4	35			39	27	40	30	33	33	25	77
MAD	A	9	139	14	239			271	103	248	261	110	162	142	412
	B	14	157	18	285			313	124	293	301	134	213	161	486
	C	19	176	20	295			301	160	313	280	192	209	172	520
	D	10	171	20	238			241	147	291	241	167	218	131	455
	E	7	72	10	176			187	68	164	170	78	99	102	270
	F	15	206	23	191			219	190	308	214	202	236	109	450
	G	10	139	19	165			190	121	230	193	138	151	115	342
	H	11	167	13	206			235	135	260	217	150	194	134	415
		95	1227	137	1795			1974	1048	2107	1867	1171	1482	1066	3350
MAR CL		9	103	8	173					177	177	90	104	128	298
		9	103	8	173					177	177	90	104	128	298
MIFF	A	5	202	15	97					186	110	180	140	107	324
	B	7	130	10	90					162	106	114	118	81	243
		12	332	25	187					348	216	294	258	188	567
MIN PK		29	222	10	361					375	394	172	247	238	641
		29	222	10	361					375	394	172	247	238	641
NEW AL	A	8	88	19	254			300	58	234	250	87	133	145	377
	B	2	87	7	236			277	44	201	251	69	105	148	341
	C	6	129	12	281			322	80	266	310	98	128	186	438
		16	304	38	771			899	182	701	811	254	366	479	1156
NOR	A	10	142	17	352					346	354	129	216	177	529
	B	8	120	14	337					325	349	107	169	213	490
	C	10	121	11	270					270	278	111	157	167	421
	D	4	99	13	194					198	207	86	121	122	313
		32	482	55	1153					1139	1188	433	663	679	1753
OBETZ	A	8	109	17	107			111	92	129	117	96	107	63	260
	B	8	144	15	141			151	123	188	143	139	147	77	320
	C	5	133	10	124			144	97	153	125	117	150	64	283
		21	386	42	372			406	312	470	385	352	404	204	863

* - OFFICIAL RESULTS - *

* - GENERAL ELECTION - NOVEMBER 3, 1998 - FRANKLIN COUNTY, OHIO - *

GOVERNOR AND LIEUTENANT GOVERNOR				STATE REPRESENTATIVE (22ND DIST)		STATE REPRESENTATIVE (24TH DIST)		JUDGE OF THE COURT OF APPEALS (F.T.C.1-2-99)	SECRETARY OF STATE		JUDGE OF THE COURT OF COMMON PLEAS (F.T.C.1-7-99)		TOTAL VOTE				
(Vote for 1)				(Vote for 1)		(Vote for 1)		(Vote for 1)	(Vote for 1)		(Vote for 1)						
				(REP)	(DEM)	(REP)	(DEM)		(REP)	(DEM)	D O B	G U E					
				(DEM)	(REF)	(REP)					E	R					
				ZANNA FEITLER	LEE FISHER	JOHN R. MITCHEL	BOB TAFT	D G L A V E I N D N	R M I A L Y L E R	J O A V O N N	B F E E R A B E N D	D O B N N A N J	J B C H A V A R E S	C T A R R E S	D O B O R I A H L	G U E Y E	
				JOHN A. EASTMAN	MICHAEL B. COLEMAN	LAWRENCE ANDERSON	MAUREEN O'CONNOR					K E K W E L T H	K R A L E S	P			
PERRY	A	9	165	8	400												
	B	11	157	25	308			370		383	153	197	239				586
	C	2	77	10	109			320		349	129	213	196				512
	D	9	132	9	297			122		121	64	76	70				201
								297		315	107	158	192				454
		31	531	52	1114			1109		1168	453	644	697				1753
PLAIN	A	6	81	14	167												
	B	9	94	14	167			198	48	162	74	102	94				275
	C	13	88	18	229			188	74	175	92	114	95				297
								268	63	228	81	109	151				355
		28	263	46	563			654	185	565	578	247	325	340			927
PLEAS	A	9	132	32	184												
	B	11	138	23	255					214	219	100	169	93			374
	C	14	170	25	206					247	270	120	178	131			448
	D	9	193	22	299					230	227	142	163	129			433
	E	6	108	10	263					311	301	168	237	158			540
	F	11	112	17	100					232	240	112	173	120			398
										154	112	108	121	65			260
		60	853	129	1307					1388	1369	750	1041	696			2453
PRAIR	A	4	93	11	173												
	B	21	221	29	241					188	188	74	126	89			284
	C	10	147	20	236					316	256	203	213	167			534
	D	15	210	30	281					256	245	131	193	113			429M
	E	12	148	14	208					348	292	191	239	185			545
	F	20	188	25	213					243	225	126	168	122			393
	G	19	139	16	240					295	231	178	202	139			470
	H	6	134	14	155					247	242	132	195	119			426
	I	29	220	19	184					205	156	128	134	109			319
	J	8	137	11	112					282	205	197	220	130			471
	K	2	102	11	161					179	121	121	139	76			282
	L	5	92	8	158					165	166	79	118	94			288
										181	152	91	118	91			266
		151	1831	208	2362					2905	2479	1651	2065	1434			4707
REYNS 1-	A	16	198	11	269												
	B	17	211	18	335			354	124	313	277	169	201	189			515
	C	2	83	7	117			438	131	379	364	196	230	235			594
	D	8	163	8	244			129	64	139	117	79	93	66			219
	E	15	159	23	280			317	94	250	251	143	154	160			430
								338	118	296	298	154	197	157			494
		58	814	67	1245			1575	531	1377	1307	741	875	807			2252
REYNS 2-	A	9	145	11	227												
	B	9	136	21	150			290	91	264	254	115	167	140			401
	C	5	101	8	146			212	92	198	166	123	171	91			326
	D	13	141	20	205			176	70	177	159	91	171	98			285
	E	9	140	14	169			267	103	239	219	144	177	121			392
	F	8	133	13	212			225	98	236	188	119	158	120			345
								245	110	250	226	127	161	127			377
		53	796	87	1109			1415	564	1364	1212	719	925	697			2110
REYNS 3-	A	17	158	19	255												
	B	12	162	15	267			340	100	283	267	149	184	163			460
	C	6	165	10	272			355	91	320	290	132	174	194			471
	D	12	165	19	226			338	99	308	284	153	193	165			465
								305	106	275	236	153	190	140			435
		47	650	63	1020			1338	396	1186	1077	587	741	662			1831

* - OFFICIAL RESULTS - *

* - GENERAL ELECTION - NOVEMBER 3, 1998 - FRANKLIN COUNTY, OHIO - *

GOVERNOR AND LIEUTENANT GOVERNOR					STATE REPRESENTATIVE (22ND DIST)		STATE REPRESENTATIVE (24TH DIST)		JUDGE OF THE COURT OF APPEALS (F.T.C.1-2-99)	SECRETARY OF STATE		JUDGE OF THE COURT OF COMMON PLEAS (F.T.C.1-7-99)		TOTAL VOTE	
(Vote for 1)					(Vote for 1)		(Vote for 1)		(Vote for 1)	(Vote for 1)		(Vote for 1)			
					(REP)	(DEM)	(REP)	(DEM)		(REP)	(DEM)	DOUGHERTY	GREENE		
					(DEM)	(REF)	(REP)			(REP)	(DEM)				
					ZANNA FEITLER	LEE FISHER	JOHN R. MITCHEL	BOB TAFT		D BOONWANNAN	J B LACHAVA	C T HARAVELLE	D O BONEORALL	G R E Y E C E	
					JOHN A. EASTMAN	MICHAEL B. COLEMAN	LAWRENCE ANDERSON	MAUREEN O'CONNOR		A VENN D N	O A VENN D N	B F R U E R A B B E N D			
REYNS 4-	A	11	119	12	131			180	82	188	153	105	119	105	280
	B	9	91	11	134			150	84	163	146	89	114	80	251
	C	6	148	8	217			268	95	258	224	134	159	148	385
	D	9	120	19	222			269	91	246	227	121	153	140	381
	E	4	67	6	83			115	45	116	100	53	79	56	165
		39	545	56	787			982	397	971	850	502	624	529	1462
RIVERL		7	90	8	124					147	143	73	82	103	237
		7	90	8	124					147	143	73	82	103	237
SHARON	A	18	166	18	215			1	0	267	250	143	151	179	426
	B	19	178	26	217					262	241	157	178	159	452
		37	344	44	432			1	0	529	491	300	329	338	878
TRURO	A	2	12	6	62			60	14	55	62	16	33	33	84
	B	11	96	19	157			170	94	186	167	103	129	96	292
		13	108	25	219			230	108	241	229	119	162	129	376
UP ARL 1-	A	7	202	17	263					297	285	171	146	234	495
	B	7	180	14	269					300	292	153	162	219	482
	C	6	102	4	252					227	235	104	116	172	373
	D	7	117	6	206					210	230	86	99	162	342
	E	12	163	15	339					306	354	135	142	255	540
		4	109	8	300					269	289	100	119	217	430
		43	873	64	1629					1609	1685	749	784	1259	2662
UP ARL 2-	A	7	153	1	347					329	334	138	126	268	517
	B	2	45	0	187					153	184	36	60	114	234
	C	8	154	15	292					306	324	117	139	241	478
	D	13	149	16	388					342	384	147	170	263	578
	E	8	133	8	228					240	250	111	135	164	394
		38	634	40	1442					1370	1476	549	630	1050	2202
UP ARL 3-	A	10	145	5	354					302	381	111	138	237	524
	B	8	138	12	215					222	216	126	122	160	381
	C	14	162	19	287					339	312	143	163	233	498
	D	10	179	18	341					360	367	147	174	273	560
	E	6	129	7	215					238	238	105	132	158	368
		48	753	61	1412					1461	1514	632	729	1061	2331
UP ARL 4-	A	8	134	25	248					262	257	125	140	177	422
	B	9	162	22	291					322	308	146	185	202	497
	C	16	178	19	267					313	295	156	173	207	498
	D	12	127	11	250					256	260	112	142	172	404
	E	11	158	16	322					344	352	122	171	241	520
		56	759	93	1378					1497	1472	661	811	999	2341

* - GENERAL ELECTION - NOVEMBER 3, 1998 - FRANKLIN COUNTY, OHIO - *

GOVERNOR AND LIEUTENANT GOVERNOR					STATE REPRESENTATIVE (22ND DIST)		STATE REPRESENTATIVE (24TH DIST)		JUDGE OF THE COURT OF APPEALS (F.T.C.1-2-99)	SECRETARY OF STATE		JUDGE OF THE COURT OF COMMON PLEAS (F.T.C.1-7-99)		TOTAL VOTE	
(Vote for 1)					(Vote for 1)		(Vote for 1)		(Vote for 1)	(Vote for 1)		(Vote for 1)			
					(REP)	(DEM)	(REP)	(DEM)		(REP)	(DEM)	DOUGLAS	GREENE		
					D A V I D A	R M A Y L E R	J O H N A N D E R S O N	B R I E R A B E N D	D O W N M A N	J B L A C K W E L L	C H A V A R A L E E S	D O U G L A S	G R E E N E		
					ZANNA FREITLER & JOHN A. EASTMAN	LEE FISHER & MICHAEL B. COLEMAN	JOHN R. MITCHEL & LAWRENCE ANDERSON	BOB TAFT & MAUREEN O'CONNOR							
UP ARL 5-	A	12	154	19	315					360	344	139	188	238	521
	B	8	109	7	399					376	406	98	171	264	530M
	C	7	126	10	308					289	322	110	148	228	461
	D	1	104	13	270					247	285	86	130	187	404
	E	11	99	6	222					210	230	84	107	152	338
	F		137	7	297					302	329	100	142	225	461
		46	729	62	1811					1784	1916	617	886	1294	2715
UP ARL 6-	A	9	141	19	366					351	368	129	180	248	547
	B	9	134	12	302					333	317	119	153	232	465
	C	6	111	13	300					300	314	93	161	190	434
	D	4	77	6	280					252	279	74	102	197	377
	E	2	122	7	306					302	302	108	131	229	442
	F	9	68	8	334					313	335	64	118	237	423
	G	3	137	6	331					310	343	104	157	218	490
		42	790	71	2219					2161	2258	691	1002	1551	3178
URB' ST		2	89	4	21					67	29	86	44	47	124
		2	89	4	21					67	29	86	44	47	124
V'VIEW		8	83	9	89					110	100	72	94	49	192
		8	83	9	89					110	100	72	94	49	192
WASH		10	113	10	236					232	251	96	154	135	376
		10	113	10	236					232	251	96	154	135	376
WESTV 1-	A	14	139	14	240			286	103	270	268	111	163	153	413M
	B	7	118	10	230			289	68	229	250	85	140	142	373
	C	8	138	20	224			289	87	246	247	121	157	126	399
	D	6	130	13	254			303	92	253	251	126	159	148	416
	E	1	117	13	254			291	75	246	265	98	175	120	389
		36	642	70	1202			1458	425	1244	1281	541	794	689	1990
WESTV 2-	A	11	117	8	331			371	66	308	349	86	175	183	478
	B	3	141	10	359			416	84	356	393	106	199	223	523
	C	5	122	19	263			310	77	264	276	104	162	154	413
	D	5	100	13	274			315	61	253	285	83	154	145	398
	E	8	159	14	379			420	101	360	383	129	192	248	562
	F	7	174	12	338			404	100	322	372	131	197	217	542
		39	813	76	1944			2236	489	1863	2058	639	1079	1170	2916
WESTV 3-	A	7	122	19	232			276	87	249	249	108	176	121	389
	B	4	107	16	211			240	85	235	223	94	140	134	341
	C	3	102	10	191			217	68	203	210	78	101	129	312
	D	12	129	13	207			247	94	225	212	126	146	137	371
	E	5	83	3	116			132	52	117	125	60	77	64	218
		31	543	61	957			1112	386	1029	1019	466	640	585	1631

* - GENERAL ELECTION - NOVEMBER 3, 1998 - FRANKLIN COUNTY, OHIO - *

GOVERNOR AND LIEUTENANT GOVERNOR					STATE REPRESENTATIVE (22ND DIST)		STATE REPRESENTATIVE (24TH DIST)		JUDGE OF THE COURT OF APPEALS (F.T.C.1-2-99)	SECRETARY OF STATE		JUDGE OF THE COURT OF COMMON PLEAS (F.T.C.1-7-99)		TOTAL VOTE	
(Vote for 1)					(Vote for 1)		(Vote for 1)		(Vote for 1)	(Vote for 1)		(Vote for 1)			
					(REP)	(DEM)	(REP)	(DEM)		(REP)	(DEM)	(REP)	(DEM)		
					D G A L E V I D N	R M A Y L E R	J D O A V A N N S O N	B F E R R A B E N D	D B O N W M A N	J B L A C K W E L T H	C H A V A R A L E E S	D O B N O R I A H L	G R E E Y C E		
					ZANNA FEITLER & JOHN A. EASTMAN	LEE FISHER & MICHAEL B. COLEMAN	JOHN R. MITCHEL & LAWRENCE ANDERSON	BOB TAFT & MAUREEN O'CONNOR							
WESTV 4-	A	7	108	8	283			330	60	280	299	89	161	159	413
	B	10	160	20	294			366	91	319	316	138	190	199	492
	C	6	111	11	297			346	58	283	311	83	184	145	429
	D	10	133	14	326			395	77	325	353	109	180	185	495
		33	512	53	1200			1437	286	1207	1279	419	715	688	1829
WESTV 5-	A	3	145	15	216			267	98	247	238	115	140	145	387
	B	9	123	7	127			164	89	171	148	105	117	92	274
	C	18	104	17	231			288	72	243	242	112	140	151	378
	D	9	129	9	241			300	72	250	253	103	146	155	400
	E	16	167	19	297			360	112	325	329	148	203	190	513
		55	668	67	1112			1379	443	1236	1210	583	746	733	1952
WHALL 1-	A	6	129	7	79					152	97	114	102	75	224
	B	8	130	8	130					177	131	131	146	78	287
	C	8	160	15	233					260	235	149	182	141	425
		22	419	30	442					589	463	394	430	294	936
WHALL 2-	A	10	111	8	159					193	163	112	139	97	296
	B	13	119	20	186					234	191	128	157	112	350
	C	19	160	11	125					202	127	166	151	100	320
		42	390	39	470					629	481	406	447	309	966
WHALL 3-	A	5	99	14	168					187	165	102	131	107	299
	B	11	127	15	154					194	169	116	148	103	319
	C	16	108	4	109					161	113	106	106	84	244
	D	9	161	14	180					242	194	161	170	120	378
		41	495	47	611					784	641	485	555	414	1240
WHALL 4-	A	8	165	14	166					226	193	149	130	160	361
	B	18	156	13	143					220	166	148	156	115	332
	C	7	202	9	197					276	222	172	188	153	421
		33	523	36	506					722	581	469	474	428	1114
WORTH 1-	A	15	151	15	228					252	238	149	146	169	418
	B	12	173	9	342					369	363	149	154	281	543
	C	6	157	10	322					345	346	126	170	224	498
	D	8	100	9	185					207	208	83	94	146	310
		41	581	43	1077					1173	1155	507	564	820	1769
WORTH 2-	A	12	176	11	203					236	208	171	152	149	413
	B	9	203	9	176					253	194	181	144	176	406
	C	17	221	24	267					335	291	203	203	215	540
		38	600	44	646					824	693	555	499	540	1359
WORTH 3-	A	6	170	13	303					322	313	145	136	253	499
	B	7	208	7	323					338	361	164	172	250	557
	C	10	160	2	239					270	259	124	150	171	421
	D	5	95	8	191					220	203	87	108	142	305
		28	633	30	1056					1150	1136	520	566	816	1782

* - OFFICIAL RESULTS - *

* - GENERAL ELECTION - NOVEMBER 3, 1998 - FRANKLIN COUNTY, OHIO - *

GOVERNOR AND LIEUTENANT GOVERNOR					STATE REPRESENTATIVE (22ND DIST)		STATE REPRESENTATIVE (24TH DIST)		JUDGE OF THE COURT OF APPEALS (F.T.C.1-2-99)	SECRETARY OF STATE		JUDGE OF THE COURT OF COMMON PLEAS (F.T.C.1-7-99)		TOTAL VOTE	
(Vote for 1)					(Vote for 1)		(Vote for 1)		(Vote for 1)	(Vote for 1)		(Vote for 1)			
					(REP)	(DEM)	(REP)	(DEM)		(REP)	(DEM)	D O	G R		
					D A V I D A	R M A I L E R	J O H N A N D R E W S O N	B R E N D A B E N D	D O N N A N J	J B L A K E N N E L T H	C T A V A R R E S A B	D O B E N E R I A L H P	G R E E C E		
					ZANNA FEITLER	LEE FISHER	JOHN R. MITCHEL	BOB TAFT							
					JOHN A. EASTMAN	MICHAEL B. COLEMAN	LAWRENCE ANDERSON	MAUREEN O'CONNOR							
					-----	-----	-----	-----	-----	-----	-----	-----	-----	-----	-----
WORTH 4 -	A	13	172	22	207				261	225	169	166	165	424	
	B	9	178	14	239				306	256	158	188	178	450	
	C	8	125	10	219				233	244	108	134	156	372	
	D	10	66	10	131				142	139	61	78	90	221	
		40	541	56	796				942	864	496	566	589	1467	

* - GENERAL ELECTION - NOVEMBER 3, 1998 - FRANKLIN COUNTY, OHIO - *

	GOVERNOR AND LIEUTENANT GOVERNOR				STATE REPRESENTATIVE (22ND DIST)		STATE REPRESENTATIVE (24TH DIST)		JUDGE OF THE COURT OF APPEALS (F.T.C.1-2-99)	SECRETARY OF STATE		JUDGE OF THE COURT OF COMMON PLEAS (F.T.C.1-7-99)		TOTAL VOTE
	(Vote for 1)				(Vote for 1)		(Vote for 1)		(Vote for 1)	(Vote for 1)		(Vote for 1)		
	(DEM)	(REF)	(REP)		(REP)	(DEM)	(REP)	(DEM)		(REP)	(DEM)			
** RECAP **	ZANNA FEITLER & JOHN A. EASTMAN	LEE FISHER & MICHAEL B. COLEMAN	JOHN R. MITCHEL & LAWRENCE ANDERSON	BOB TAFT & MAUREEN O'CONNOR	D G A L V E I N D N A	R M A I Y L L E R	J D O A V I A I N S O N	B F E R U I C E R A B E N D	D O B O N M A N J	J B L A K C K E N N E L H	C T A V A R R L E E T S B	D O B E N E D I C C H I P	G R E E C E	
BEXLEY 1-	22	616	17	555					766	673	467	395	580	1232
BEXLEY 2-	16	696	13	541					790	675	502	394	629	1282
BEXLEY 3-	33	707	24	626					863	777	528	509	576	1414
BEXLEY 4-	25	566	22	483					715	555	484	394	480	1118
	96	2585	76	2205	0	0	0	0	3134	2680	1981	1692	2265	5046
BLEND -	60	762	86	1355			354	109	1520	1474	643	957	823	2312
	60	762	86	1355	0	0	354	109	1520	1474	643	957	823	2312
BROWN -	23	260	31	493					509	500	239	330	265	818
	23	260	31	493	0	0	0	0	509	500	239	330	265	818
CAN W -	23	390	56	803			944	278	804	865	324	529	472	1313
	23	390	56	803	0	0	944	278	804	865	324	529	472	1313
CLINT -	35	392	54	427					561	461	365	430	270	925
	35	392	54	427	0	0	0	0	561	461	365	430	270	925
COLS 01-	31	592	38	340	340	582			635	372	563	480	332	1022
COLS 02-	69	1162	63	750	703	1186			1342	838	1123	833	833	2082
COLS 03-	36	949	37	278	283	929			792	340	905	611	456	1338
COLS 04-	15	903	15	96	88	885			523	178	791	438	354	1056
COLS 05-	13	1070	17	77	79	1072			535	157	981	503	402	1228
COLS 06-	14	1881	22	167					1001	356	1656	886	807	2167
COLS 07-	30	1297	14	78					628	216	1123	620	474	1495
COLS 08-	32	762	27	445					746	511	690	508	505	1307
COLS 09-	22	301	19	188					329	197	297	254	166	544
COLS 10-	136	2054	161	2703					3379	2962	1800	2151	1791	5150
COLS 11-	59	848	111	821					1218	926	823	892	624	1890
COLS 12-	29	605	26	166					474	216	562	391	252	859
COLS 13-	15	796	12	51					407	123	686	370	267	910
COLS 14-	49	1056	40	420					897	497	995	679	534	1592
COLS 15-	31	311	26	299					409	339	292	270	259	675
COLS 16-	66	575	48	277					559	328	582	439	282	989

* - OFFICIAL RESULTS - *
 * - GENERAL ELECTION - NOVEMBER 3, 1998 - FRANKLIN COUNTY, OHIO - *

GOVERNOR AND LIEUTENANT GOVERNOR	(Vote for 1)				STATE REPRESENTATIVE (22ND DIST)		STATE REPRESENTATIVE (24TH DIST)		JUDGE OF THE COURT OF APPEALS (F.T.C.1-2-99)	SECRETARY OF STATE		JUDGE OF THE COURT OF COMMON PLEAS (F.T.C.1-7-99)		TOTAL VOTE
					(Vote for 1)		(Vote for 1)		(Vote for 1)	(Vote for 1)		(Vote for 1)		
	(DEM)	(REF)	(REP)		(REP)	(DEM)	(REP)	(DEM)		(REP)	(DEM)	D O B O R I A L H L P	G R E Y C E	
** RECAP **	ZANNA FEITLER & JOHN A. EASTMAN	LEE FISHER & MICHAEL B. COLEMAN	JOHN R. MITCHEL & LAWRENCE ANDERSON	BOB TAFT & MAUREEN O'CONNOR	D A V I N D N A	R M A I L L E R	J O A V I N N S O N	B R U C E R A B E N D	D O W N M A N J	J B L A C K W E L L T H	C H A V A R E S	D O B O R I A L H L P	G R E Y C E	
COLS 17-	18	1470	24	115					751	250	1307	729	523	1698
COLS 18-	117	1327	89	624					1265	782	1265	987	673	2191
COLS 19-	129	2055	120	1755					2390	1981	1843	1479	1678	4180
COLS 20-	68	899	59	595					950	690	833	664	598	1652
COLS 21-	96	1373	107	1558					1917	1697	1211	1179	1237	3220
COLS 22-	95	1512	109	1809					2209	1946	1304	1501	1318	3653
COLS 23-	42	862	76	505					891	613	778	722	447	1536
COLS 24-	48	908	66	507					951	613	820	718	498	1585
COLS 25-	46	2287	42	184					1244	408	2054	1174	810	2672
COLS 26-	18	814	12	163					499	240	716	446	319	1055
COLS 27-	43	1268	41	791	587	1001			1314	883	1176	838	878	2196
COLS 28-	40	2128	44	537	472	2175			1544	737	1937	1090	1195	2820
COLS 29-	28	613	41	327					542	356	553	451	269	1049
COLS 30-	49	809	65	1077					1333	1146	718	888	702	2059
COLS 31-	51	851	48	370					782	486	767	626	457	1357
COLS 32-	44	748	75	759					1018	853	673	738	558	1665
COLS 33-	103	1291	82	832					1434	963	1228	945	851	2353
COLS 34-	46	1176	65	952					1433	1090	1038	929	874	2292
COLS 35-	7	1443	20	115	183	1368			819	237	1318	704	561	1639
COLS 36-	67	966	116	987					1476	1113	886	1036	665	2191
COLS 37-	41	609	49	470					733	540	537	557	333	1227
COLS 38-	32	497	37	273					515	330	472	411	261	866
COLS 39-	22	277	13	156					270	181	265	190	148	483
COLS 40-	44	418	26	200					403	218	419	261	234	711
COLS 41-	25	271	28	206					344	249	253	212	179	543
COLS 42-	34	727	62	465					782	525	687	585	428	1330
COLS 43-	44	832	78	795					1150	907	729	843	577	1794
COLS 44-	71	2060	75	929	899	2064	0	0	1995	1147	1870	1409	1116	3208
COLS 45-	69	1802	113	1622			1909	1444	2389	1826	1629	1660	1237	3668

* - OFFICIAL RESULTS - *
 * - GENERAL ELECTION - NOVEMBER 3, 1998 - FRANKLIN COUNTY, OHIO - *

GOVERNOR AND LIEUTENANT GOVERNOR					STATE REPRESENTATIVE (22ND DIST)		STATE REPRESENTATIVE (24TH DIST)		JUDGE OF THE COURT OF APPEALS (F.T.C.1-2-99)	SECRETARY OF STATE		JUDGE OF THE COURT OF COMMON PLEAS (F.T.C.1-7-99)		TOTAL VOTE				
(Vote for 1)					(Vote for 1)		(Vote for 1)		(Vote for 1)	(Vote for 1)		(Vote for 1)						
** RECAP **					(DEM)	(REP)	(REP)	(DEM)	(REP)	(DEM)	(REP)	(DEM)	DOUGLAS	GREENE				
					ZANNA FEITLER & JOHN A. EASTMAN	LEE FISHER & MICHAEL B. COLEMAN	JOHN R. MITCHEL & LAWRENCE ANDERSON	BOB TAFT & MAUREEN O'CONNOR	D G A L V I N D N A	R M A Y L L E R	J O V I A N D N S O N	B F E R R U T C E R A B E N D	D O W N M A N J	J B L A C K W E L L H	C H A V A R E S	D O U G L A S	G R E E N E	
COLS 46-	63	1655	100	1751					66	34	2385	1960	1440	1475	1420		3645	
COLS 47-	58	1118	77	739	654	1181					1221	852	1034	848	743		2058	
COLS 48-	30	1332	38	393	355	1337					1033	477	1245	731	716		1843	
COLS 49-	59	959	103	820					115	91	1217	903	905	947	571		2006	
COLS 50-	12	1035	15	181	186	984					612	275	918	529	418		1267	
COLS 51-	20	1195	17	150	150	1194					699	236	1104	641	435		1446	
COLS 52-	67	1436	94	1144							1762	1305	1299	1203	1026		2809	
COLS 53-	76	1277	108	1630							2031	1813	1091	1338	1087		3159	
COLS 54-	46	1015	65	1046							1370	1145	889	935	803		2231	
COLS 55-	28	951	10	125	153	930					621	264	832	479	453		1148	
COLS 56-	39	2230	45	370							1387	646	1948	1147	1012		2773	
COLS 57-	100	1375	123	1640							2188	1841	1208	1466	1076		3314	
COLS 58-	107	1488	155	1529							2174	1758	1283	1633	976		3412	
COLS 59-	45	788	70	1108							1265	1218	674	762	828		2056	
COLS 60-	39	1001	75	1824							1952	1946	819	1162	1158		3003	
COLS 61-	29	636	52	668							892	751	563	574	550		1421	
COLS 62-	83	1372	98	1445							1972	1673	1184	1272	1077		3060	
COLS 63-	105	1279	117	2220							2507	2381	1102	1443	1484		3806	
COLS 64-	49	923	87	1755							1844	1846	757	1034	1165		2877	
COLS 65-	69	890	74	1504							1661	1634	739	1070	904		2587	
COLS 66-	47	736	70	1077					0	0	1252	1189	636	832	706		1974	
COLS 67-	127	1731	155	2077							2741	2254	1517	1905	1282		4284	
COLS 68-	20	556	20	349							602	405	499	460	335		960	
COLS 69-	69	1125	94	2131							2269	2278	935	1365	1307		3499	
COLS 70-	37	840	69	1300							1441	1366	722	817	981		2290	
COLS 71-	90	1396	109	2129							2514	2368	1157	1501	1375		3785	
COLS 72-	41	781	49	1713							1708	1818	632	850	1151		2626	
COLS 73-	60	1085	71	1792					5	0	2023	1931	934	1144	1242		3052	
COLS 74-	59	1019	87	1724							1833	1909	762	1097	1048		2966	
	3858	80679	4705	63168	5132	16888	2095	1569	94393		72005	71983	64957	55291			156554	

* - OFFICIAL RESULTS - *
 * - GENERAL ELECTION - NOVEMBER 3, 1998 - FRANKLIN COUNTY, OHIO - *

	GOVERNOR AND LIEUTENANT GOVERNOR				STATE REPRESENTATIVE (22ND DIST)		STATE REPRESENTATIVE (24TH DIST)		JUDGE OF THE COURT OF APPEALS (F.T.C.1-2-99)	SECRETARY OF STATE		JUDGE OF THE COURT OF COMMON PLEAS (F.T.C.1-7-99)		TOTAL VOTE
	(Vote for 1)				(Vote for 1)		(Vote for 1)		(Vote for 1)	(Vote for 1)		(Vote for 1)		
	(DEM)	(REF)	(REP)		(REP)	(DEM)	(REP)	(DEM)		(REP)	(DEM)	D O B	G R E	
** RECAP **	ZANNA FEITLER & JOHN A. EASTMAN	LEE FISHER & MICHAEL B. COLEMAN	JOHN R. MITCHEL & LAWRENCE ANDERSON	BOB TAFT & MAUREEN O'CONNOR	D A V I D N A	G L A Y L E R	R M I T C H E L	J O H N A N D S O N	D O B O W M A N	B R I C K E R A B E N D	J B L A C K W E L L H	C T H A V A R L E T S	D O B O R I A H L	G R E Y C E
DUBLIN 1-	53	741	67	2150					1886	2224	610	1021	1198	3092
DUBLIN 2-	40	647	47	1495					1442	1511	545	867	809	2295
DUBLIN 3-	9	100	12	410					374	443	80	192	234	543
DUBLIN 4-	39	653	42	1909					1699	1924	493	994	962	2720
	141	2141	168	5964	0	0	0	0	5401	6102	1728	3074	3203	8650
FRANK -	79	1062	123	975					1372	1059	970	1062	648	2376
	79	1062	123	975	0	0	0	0	1372	1059	970	1062	648	2376
GAH 1-	81	970	99	1352					1585	1441	867	1055	825	2600
GAH 2-	63	909	84	1324					1484	1405	768	977	805	2451
GAH 3-	62	1048	83	1664				9	1768	1784	841	1070	1082	2927
GAH 4-	58	1246	79	2108					2201	2298	937	1243	1381	3587
	264	4173	345	6448	0	0	9	2	7038	6928	3413	4345	4093	11565
GR CTY 1-	41	573	81	854					996	926	461	707	498	1612
GR CTY 2-	45	565	49	833					968	864	498	655	477	1558
GR CTY 3-	85	1194	131	2220					2247	2279	947	1519	1194	3792
GR CTY 4-	48	773	90	1208					1353	1266	653	903	705	2216
	219	3105	351	5115	0	0	0	0	5564	5335	2559	3784	2874	9178
GRANDV -	97	1237	96	1242					1614	1345	1119	1032	1046	2752
	97	1237	96	1242	0	0	0	0	1614	1345	1119	1032	1046	2752
GRVPT -	25	435	70	577				638	354	610	393	498	335	1155
	25	435	70	577	0	0	638	354	696	610	393	498	335	1155
HAMIL -	42	578	68	692				729	459	681	555	673	359	1435
	42	578	68	692	0	0	729	459	815	681	555	673	359	1435
HAR'RG	8	59	4	55					73	61	46	51	27	129
	8	59	4	55	0	0	0	0	73	61	46	51	27	129
HILL 1-	36	440	54	820					883	870	388	548	475	1379
HILL 2-	32	553	41	1219					1193	1333	430	687	729	1858
HILL 3-	40	507	50	786					901	804	473	619	459	1413
HILL 4-	29	502	63	1170					1155	1180	457	715	646	1812
	137	2002	208	3995	0	0	0	0	4132	4187	1748	2569	2309	6462

* - OFFICIAL RESULTS - *

* - GENERAL ELECTION - NOVEMBER 3, 1998 - FRANKLIN COUNTY, OHIO - *

GOVERNOR AND LIEUTENANT GOVERNOR				STATE REPRESENTATIVE (22ND DIST)	STATE REPRESENTATIVE (24TH DIST)	JUDGE OF THE COURT OF APPEALS (F.T.C.1-2-99)	SECRETARY OF STATE	JUDGE OF THE COURT OF COMMON PLEAS (F.T.C.1-7-99)	TOTAL VOTE					
** RECAP **	(Vote for 1)			(Vote for 1)		(Vote for 1)	(Vote for 1)							
	(DEM)	(REF)	(REP)	(REP)	(DEM)	(REP)	(REP)	(DEM)						
	ZANNA FEITLER & JOHN A. EASTMAN	LEE FISHER & MICHAEL B. COLEMAN	JOHN R. MITCHEL & LAWRENCE ANDERSON	BOB TAFT & MAUREEN O'CONNOR	D G A L V E I N D N A	R M A I L Y L E R	J D O A V I A N D S O N	B F R E I U C E R A B E N D	D B O O N W M A N N J	J B L A K C K W N E L L H	C T H A V A R R L R E E T S A	D O R I A L H L P	G R E E Y E C E	
JACK	58	621	76	1000					1038	1021	538	730	533	1847
	58	621	76	1000	0	0	0	0	1038	1021	538	730	533	1847
JEFF	35	473	61	1036			1000	290	1000	1073	420	587	645	1655
	35	473	61	1036	0	0	1000	290	1000	1073	420	587	645	1655
LOCK	7	27	4	35			39	27	40	30	33	33	25	77
	7	27	4	35	0	0	39	27	40	30	33	33	25	77
MAD	95	1227	137	1795			1974	1048	2107	1867	1171	1482	1066	3350
	95	1227	137	1795	0	0	1974	1048	2107	1867	1171	1482	1066	3350
MAR CL	9	103	8	173					177	177	90	104	128	298
	9	103	8	173	0	0	0	0	177	177	90	104	128	298
MIFF	12	332	25	187					348	216	294	258	188	567
	12	332	25	187	0	0	0	0	348	216	294	258	188	567
MIN PK	29	222	10	361					375	394	172	247	238	641
	29	222	10	361	0	0	0	0	375	394	172	247	238	641
NEW AL	16	304	38	771			899	182	701	811	254	366	479	1156
	16	304	38	771	0	0	899	182	701	811	254	366	479	1156
NOR	32	482	55	1153					1139	1188	433	663	679	1753
	32	482	55	1153	0	0	0	0	1139	1188	433	663	679	1753
OBETZ	21	386	42	372			406	312	470	385	352	404	204	863
	21	386	42	372	0	0	406	312	470	385	352	404	204	863
PERRY	31	531	52	1114					1109	1168	453	644	697	1753
	31	531	52	1114	0	0	0	0	1109	1168	453	644	697	1753
PLAIN	28	263	46	563			654	185	565	578	247	325	340	927
	28	263	46	563	0	0	654	185	565	578	247	325	340	927
PLEAS	60	853	129	1307					1388	1369	750	1041	696	2453
	60	853	129	1307	0	0	0	0	1388	1369	750	1041	696	2453
PRAIR	151	1831	208	2362					2905	2479	1651	2065	1434	4707
	151	1831	208	2362	0	0	0	0	2905	2479	1651	2065	1434	4707
REYNS 1-	58	814	67	1245			1575	531	1377	1307	741	875	807	2252

* - OFFICIAL RESULTS - *
 * - GENERAL ELECTION - NOVEMBER 3, 1998 - FRANKLIN COUNTY, OHIO - *

	GOVERNOR AND LIEUTENANT GOVERNOR				STATE REPRESENTATIVE (22ND DIST)		STATE REPRESENTATIVE (24TH DIST)		JUDGE OF THE COURT OF APPEALS (F.T.C.1-2-99)	SECRETARY OF STATE		JUDGE OF THE COURT OF COMMON PLEAS (F.T.C.1-7-99)		TOTAL VOTE
	(Vote for 1)				(Vote for 1)		(Vote for 1)		(Vote for 1)	(Vote for 1)		(Vote for 1)		
	(DEM)	(REF)	(REP)		(REP)	(DEM)	(REP)	(DEM)		(REP)	(DEM)	(REP)	(DEM)	
** RECAP **	ZANNA FEITLER & JOHN A. EASTMAN	LEE FISHER & MICHAEL B. COLEMAN	JOHN R. MITCHEL & LAWRENCE ANDERSON	BOB TAFT & MAUREEN O'CONNOR	D A L E V I D N A	R M A I L L E R	J D A O V A N D N S O N	B F E R R U T I C E R A B E N D	D O W N M A N J	J B L A C K K N E L H	C H A V A R E S T A B	D E B O R I L H L P	G R E E N E Y C E	
REYNS 2-	53	796	87	1109			1415	564	1364	1212	719	925	697	2110
REYNS 3-	47	650	63	1020			1338	396	1186	1077	587	741	662	1831
REYNS 4-	39	545	56	787			982	397	971	850	502	624	529	1462
	197	2805	273	4161	0	0	5310	1888	4898	4446	2549	3165	2695	7655
RIVERL	7	90	8	124					147	143	73	82	103	237
	7	90	8	124	0	0	0	0	147	143	73	82	103	237
SHARON	37	344	44	432			1	0	529	491	300	329	338	878
	37	344	44	432	0	0	1	0	529	491	300	329	338	878
TRURO	13	108	25	219			230	108	241	229	119	162	129	376
	13	108	25	219	0	0	230	108	241	229	119	162	129	376
UP ARL 1-	43	873	64	1629					1609	1685	749	784	1259	2662
UP ARL 2-	38	634	40	1442					1370	1476	549	630	1050	2202
UP ARL 3-	48	753	61	1412					1461	1514	632	729	1061	2331
UP ARL 4-	56	759	93	1378					1497	1472	661	811	999	2341
UP ARL 5-	46	729	62	1811					1784	1916	617	886	1294	2715
UP ARL 6-	42	790	71	2219					2161	2258	691	1002	1551	3178
	273	4538	391	9891	0	0	0	0	9882	10321	3899	4842	7214	15429
URB'ST	2	89	4	21					67	29	86	44	47	124
	2	89	4	21	0	0	0	0	67	29	86	44	47	124
V'VIEW	8	83	9	89					110	100	72	94	49	192
	8	83	9	89	0	0	0	0	110	100	72	94	49	192
WASH	10	113	10	236					232	251	96	154	135	376
	10	113	10	236	0	0	0	0	232	251	96	154	135	376
WESTV 1-	36	642	70	1202			1458	425	1244	1281	541	794	689	1990
WESTV 2-	39	813	76	1944			2236	489	1863	2058	639	1079	1170	2916
WESTV 3-	31	543	61	957			1112	386	1029	1019	466	640	585	1631
WESTV 4-	33	512	53	1200			1437	286	1207	1279	419	715	688	1829
WESTV 5-	55	668	67	1112			1379	443	1236	1210	583	746	733	1952
	194	3178	327	6415	0	0	7622	2029	6579	6847	2648	3974	3865	10318
WHALL 1-	22	419	30	442					589	463	394	430	294	936

* - OFFICIAL RESULTS - *
 * - GENERAL ELECTION - NOVEMBER 3, 1998 - FRANKLIN COUNTY, OHIO - *

GOVERNOR AND LIEUTENANT GOVERNOR				STATE REPRESENTATIVE (22ND DIST)		STATE REPRESENTATIVE (24TH DIST)		JUDGE OF THE COURT OF APPEALS (F.T.C.1-2-99)	SECRETARY OF STATE		JUDGE OF THE COURT OF COMMON PLEAS (F.T.C.1-7-99)		TOTAL VOTE	
(Vote for 1)				(Vote for 1)		(Vote for 1)		(Vote for 1)	(Vote for 1)		(Vote for 1)			
				(REP)	(DEM)	(REP)	(DEM)		(REP)	(DEM)	(REP)	(DEM)		
** RECAP **	ZANNA FEITLER & JOHN A. EASTMAN	LEE FISHER & MICHAEL B. COLEMAN	JOHN R. MITCHEL & LAWRENCE ANDERSON	BOB TAFT & MAUREEN O'CONNOR	D A L E N I D N A	R M A I L Y L E R	J D O V A N D S O N	B F R I E R A B B E N D	D B O W N M A A N J	J B L A C K E N W E L L T H	C T H A V A R A L R E E S T A B	D O E B O R I A L H L P	G R U E Y C E	
WHALL 2-	42	390	39	470					629	481	406	447	309	966
WHALL 3-	41	495	47	611					784	641	485	555	414	1240
WHALL 4-	33	523	36	506					722	581	469	474	428	1114
	138	1827	152	2029	0	0	0	0	2724	2166	1754	1906	1445	4256
WORTH 1-	41	581	43	1077					1173	1155	507	564	820	1769
WORTH 2-	38	600	44	646					824	693	555	499	540	1359
WORTH 3-	28	633	30	1056					1150	1136	520	566	816	1782
WORTH 4-	40	541	56	796					942	864	496	566	589	1467
	147	2355	173	3575	0	0	0	0	4089	3848	2078	2195	2765	6377

* - OFFICIAL RESULTS - *
 * - GENERAL ELECTION - NOVEMBER 3, 1998 - FRANKLIN COUNTY, OHIO - *

GOVERNOR AND LIEUTENANT GOVERNOR				STATE REPRESENTATIVE (22ND DIST)		STATE REPRESENTATIVE (24TH DIST)		JUDGE OF THE COURT OF APPEALS (F.T.C.1-2-99)	SECRETARY OF STATE		JUDGE OF THE COURT OF COMMON PLEAS (F.T.C.1-7-99)		TOTAL VOTE	
(Vote for 1)				(Vote for 1)		(Vote for 1)		(Vote for 1)	(Vote for 1)		(Vote for 1)			
				(REP)	(DEM)	(REP)	(DEM)		(REP)	(DEM)				
** RECAP **	ZANNA FEITLER	LEE FISHER	JOHN R. MITCHEL	BOB TAFT	D G A L V E I N D N A	R M A I L Y L E R	J D O A V I N D N S O N	B F R E U C E R A B E N N D	D B O W N M A N N J	J B L A C K N E W E L L H	C H A V A R A L R E E T A B	D O B E R L I A L H P	G R E E Y C E	
	JOHN A. EASTMAN	MICHAEL B. COLEMAN	LAWRENCE ANDERSON	MAUREEN O'CONNOR										
TOTALS:														
POLL TOTAL	6717	123045	8748	132935	5132	16888	22904	8840	170486	145920	108598	111879	100417	278935
ABSENTEE	419	9213	571	12039	550	1208	1662	660	13468	12439	8823	8836	8700	23591
SUBTOTAL	7136	132258	9319	144974	5682	18096	24566	9500	183954	158359	117421	120715	109117	302526
GRAND TOTAL	7136	132258	9319	144974	5682	18096	24566	9500	183954	158359	117421	120715	109117	302526

** RECAP **

W R I T E - I N V O T E S . . .

SECRETARY OF STATE
ROBERT ANTHONY MARTIN..... 19 VOTES

* - OFFICIAL RESULTS - *

* - GENERAL ELECTION - NOVEMBER 3, 1998 - FRANKLIN COUNTY, OHIO - *

		JUDGE OF THE COURT OF APPEALS (F.T.C.1-1-99) (Vote for 1)	JUDGE OF THE COURT OF APPEALS (F.T.C.1-3-99) (Vote for 1)		CHIEF JUSTICE OF THE SUPREME COURT (F.T.C.1-1-99) (Vote for 1)		COUNTY COMMISSIONER (F.T.C.1-1-99) (Vote for 1)		JUDGE OF THE COURT OF APPEALS (F.T.C.2-9-99) (Vote for 1)	JUDGE OF THE CT OF COM PLEA (DOM REL DIV.) (F.T.C.1-5-99) (Vote for 1)	STATE REPRESENTATIVE (27TH DIST) (Vote for 1)			
			S A N D R A S O N	S B R O W N	T H O M A S	G A Y R A Y C K	J F R	D S E T W O K E S	J O E H N N E P D Y	J M A A S O N	Y B V R E O W N T E	J M O O E T L	E T H O M A S	
			(DEM)	(REP)	(DEM)	(REP)	(DEM)	(REP)	(DEM)	(REP)	(DEM)	(REP)	TOTAL VOTE	
BEXLEY 1-	A	272	146	171	229	133	181	208	138	212	275		430	
	B	220	119	142	214	80	90	211	107	182	205		345	
	C	282	169	160	256	121	170	233	173	224	281		457	
		774	434	473	699	334	441	652	418	618	761		1232	
BEXLEY 2-	A	365	203	229	291	194	202	304	204	292	353		593	
	B	180	110	112	157	89	111	146	102	140	179		287	
	C	255	132	176	207	121	132	220	110	245	265		402	
		800	445	517	655	404	445	670	416	677	797		1282	
BEXLEY 3-	A	335	162	224	265	156	185	273	173	254	325		526	
	B	291	148	201	216	172	194	242	166	220	300		491	
	C	250	144	149	218	114	152	201	152	189	245		397	
		876	454	574	699	442	531	716	491	663	870		1414	
BEXLEY 4-	A	157	82	90	110	81	101	103	105	84	169		235	
	B	130	64	83	112	58	68	97	64	101	126		190	
	C	238	111	163	180	122	162	181	137	179	241		393	
	D	196	115	107	139	95	113	165	97	159	195		300	
		721	372	443	541	356	444	546	403	523	731		1118	
BLEND	A	189	78	135	147	86	82	171	102	121	183		274	
	B	139	54	97	114	73	44	151	80	89	117		220	
	C	218	103	143	147	119	105	176	139	122	215		317	
	D	184	91	121	144	104	89	187	106	113	179		319	
	E	209	86	144	165	101	93	195	122	127	205		323	
	F	286	127	196	240	130	120	287	164	180	268		449	
	G	298	108	206	205	133	111	263	166	171	272		410	
		1523	647	1042	1162	746	644	1430	879	923	1439		2312	
BROWN 2-	A	314	124	229	247	158	106	367	182	198	302		524	
	B	176	77	134	141	90	80	189	101	113	151		294	
		490	201	363	388	248	186	556	283	311	453		818	
CAN W	A	418	200	274	357	172	144	468	261	239	388		661	
	B	159	63	122	125	80	65	160	96	100	149		243	
	C	145	69	108	130	70	67	167	106	86	141		261	
	D	88	46	55	65	58	35	99	63	49	86		148	
		810	378	559	677	380	311	894	526	474	764		1313	
CLINT	A	202	121	139	168	122	120	190	160	115	203		353	
	B	197	91	156	118	152	136	153	171	98	203		320	
	C	157	59	102	128	65	105	113	108	76	142	0	252	
		556	271	397	414	339	361	456	439	289	548	0	925	
COLS 01-	A	206	116	136	118	175	186	134	173	110	224		351	
	B	166	92	111	116	106	127	116	130	85	173		269	
	C	262	150	172	173	172	200	177	222	118	264		402	
		634	358	419	407	453	513	427	525	313	661		1022	

* - OFFICIAL RESULTS - *

* - GENERAL ELECTION - NOVEMBER 3, 1998 - FRANKLIN COUNTY, OHIO - *

COLS		JUDGE OF THE COURT OF APPEALS (F.T.C.1-1-99) (Vote for 1)	JUDGE OF THE COURT OF APPEALS (F.T.C.1-3-99) (Vote for 1)		CHIEF JUSTICE OF THE SUPREME COURT (F.T.C.1-1-99) (Vote for 1)		COUNTY COMMISSIONER (F.T.C.1-1-99) (Vote for 1)		JUDGE OF THE COURT OF APPEALS (F.T.C.2-9-99) (Vote for 1)		JUDGE OF THE CT OF COM PLEA (DOM REL DIV.) (F.T.C.1-5-99) (Vote for 1)		STATE REPRESENTATIVE (27TH DIST) (Vote for 1)		TOTAL VOTE
		D E S A N D A S H A L E R	S A N D E R R A S O N J N	S U R O W N N	T H O M A S	G A Y R A Y C K	(DEM) (REP)		J O H N P D Y	J M A M E S O N W	Y V R O W N T E M C G E E	J M O O T I L	E T H O M A S		
COLS 02-	A	140	77	101	83	106	123	80	122	62	159			230	
	B	263	150	164	189	165	211	185	189	153	278			425	
	C	254	135	148	181	119	175	156	190	118	248			360	
	D	237	126	146	198	116	142	189	179	121	233			367	
	E	235	128	143	181	130	183	149	190	102	235			370	
	F	216	128	136	156	112	141	164	161	110	219			330	
		1345	744	838	988	748	975	923	1031	666	1372			2082	
COLS 03-	A	128	89	98	63	137	181	38	157	43	196			255	
	B	160	117	110	93	177	208	82	187	65	227			323	
	C	222	132	172	155	180	248	109	213	108	287			392	
	D	231	124	161	140	165	196	135	196	105	252			368	
		741	462	541	451	659	833	364	753	321	962			1338	
COLS 04-	A	134	101	97	72	161	209	47	176	49	213			297	
	B	142	113	105	92	147	203	58	178	54	212			295	
	C	66	48	49	32	76	98	25	79	31	101			146	
	D	154	120	99	80	160	231	45	183	56	229			318	
		496	382	350	276	544	741	175	616	190	755			1056	
COLS 05-	A	143	96	126	70	205	260	37	186	63	257			360	
	B	149	119	102	70	206	269	32	194	54	264			352	
	C	119	120	87	54	198	242	36	190	34	232			318	
	D	70	60	61	34	115	135	26	103	34	135			198	
		481	395	376	228	724	906	131	673	185	888			1228	
COLS 06-	A	136	129	82	66	166	199	53	174	49	223			314	
	B	204	206	112	99	267	329	69	311	49	358			472	
	C	152	134	102	74	189	247	40	210	54	270			368	
	D	159	149	89	83	189	226	74	202	66	258			332	
	E	145	133	86	70	178	227	34	194	42	245			311	
	F	154	170	81	75	203	253	56	235	41	298			370	
		950	921	552	467	1192	1481	326	1326	301	1652			2167	
COLS 07-	A	73	78	56	50	95	150	15	107	42	157			209	
	B	134	167	92	70	212	257	49	201	61	257			384	
	C	122	111	74	47	150	194	31	155	38	207			267	
	D	127	127	62	54	162	200	29	168	39	207			260	
	E	144	128	115	84	166	250	48	208	46	261			375	
		600	611	399	305	785	1051	172	839	226	1089			1495	
COLS 08-	A	110	71	69	72	84	108	61	102	51	118			191	
	B	233	142	151	172	151	203	155	222	107	247			420	
	C	184	99	117	160	94	120	153	132	106	191			303	
	D	243	144	154	196	132	176	180	208	111	246			393	
		770	456	491	600	461	607	549	664	375	802			1307	
COLS 09-	A	202	103	142	123	140	142	160	172	86	214			322	
	B	137	71	108	90	106	77	129	123	69	152			222	
		339	174	250	213	246	219	289	295	155	366			544	

* - OFFICIAL RESULTS - *

* - GENERAL ELECTION - NOVEMBER 3, 1998 - FRANKLIN COUNTY, OHIO - *

		JUDGE OF THE COURT OF APPEALS (F.T.C.1-1-99) (Vote for 1)		JUDGE OF THE COURT OF APPEALS (F.T.C.1-3-99) (Vote for 1)		CHIEF JUSTICE OF THE SUPREME COURT (F.T.C.1-1-99) (Vote for 1)		COUNTY COMMISSIONER (F.T.C.1-1-99) (Vote for 1)		JUDGE OF THE COURT OF APPEALS (F.T.C.2-9-99) (Vote for 1)		JUDGE OF THE CT OF COM PLEA (DOM REL DIV.) (F.T.C.1-5-99) (Vote for 1)		STATE REPRESENTATIVE (27TH DIST) (Vote for 1)		TOTAL VOTE
								(DEM)	(REP)					(DEM)	(REP)	
		D A N A A R	D E S H A L E R	S A N D R R A S O N	S B U R S O W N N	T H O Y E S	G A Y A R A C K	J F U F R R	D S E T W O K E S	J O E H N N E D Y	J M A A M S O N	Y B V R O W N T E	J M O O T I L	E T H O M A S		
COLS 10-	A	356	158	232	270	154	164	297	199	201	360					516
	B	181	101	111	160	78	99	153	111	111	189					274
	C	158	106	108	93	151	181	83	166	69	208					295
	D	96	60	71	57	83	96	61	91	43	115					188
	E	434	153	294	347	179	139	445	243	252	422					647
	F	232	101	159	176	114	125	201	159	120	230					362
	G	237	109	148	183	131	118	227	154	132	222					385
	H	134	69	84	113	63	75	121	111	66	129					224
	I	151	76	89	112	72	75	134	110	71	151					224
	J	269	119	160	216	96	114	234	138	152	263					384
	K	327	151	210	269	130	142	304	178	193	314					493
	L	294	122	186	261	91	108	288	165	161	290					445
	M	232	88	153	169	96	89	212	111	132	214					336
	N	251	127	149	199	112	117	220	145	145	251					377
		3352	1540	2154	2625	1550	1642	2980	2081	1848	3358					5150
COLS 11-	A	145	86	88	86	106	95	104	111	73	152					213
	B	243	142	148	166	158	146	196	195	119	243					375
	C	310	142	213	221	190	165	270	216	180	292					469
	D	261	132	168	190	161	146	220	203	122	250					391
	E	291	115	217	214	162	126	280	192	163	277					442
		1250	617	834	877	777	678	1070	917	657	1214					1890
COLS 12-	A	108	75	68	73	82	116	52	105	51	133					187
	B	80	67	55	56	85	120	19	95	33	118					169
	C	111	72	63	67	96	133	49	112	38	127					202
	D	169	93	108	107	117	179	82	158	75	177					301
		468	307	294	303	380	548	202	470	197	555					859
COLS 13-	A	46	37	33	24	48	72	18	52	24	71					107
	B	106	105	82	42	163	185	41	169	33	197					289
	C	64	43	58	32	88	116	16	88	30	113					170
	D	129	129	112	66	195	242	45	195	59	250					344
		345	314	285	164	494	615	120	504	146	631					910
COLS 14-	A	211	114	130	186	106	181	134	185	89	227					361
	B	174	107	99	126	117	185	97	165	73	197					316
	C	242	135	146	169	144	261	122	205	110	259					426
	D	269	201	156	190	193	318	136	245	138	317					489
		896	557	531	671	560	945	489	800	410	1000					1592
COLS 15-	A	139	93	74	112	64	114	93	90	79	143		113	95		227
	B	284	140	190	223	158	170	237	194	168	287		173	240		448
		423	233	264	335	222	284	330	284	247	430		286	335		675
COLS 16-	A	124	88	68	92	93	147	63	111	55	140					231
	B	143	90	81	93	107	147	73	114	74	155					255
	C	101	54	65	73	59	102	63	74	55	109					181
	D	95	43	61	67	46	80	50	48	59	86					157
	E	93	60	48	75	51	85	58	69	54	96					165
		556	335	323	400	356	561	307	416	297	586					989

* - OFFICIAL RESULTS - *

* - GENERAL ELECTION - NOVEMBER 3, 1998 - FRANKLIN COUNTY, OHIO - *

		JUDGE OF THE COURT OF APPEALS (F.T.C.1-1-99) (Vote for 1)	JUDGE OF THE COURT OF APPEALS (F.T.C.1-3-99) (Vote for 1)		CHIEF JUSTICE OF THE SUPREME COURT (F.T.C.1-1-99) (Vote for 1)		COUNTY COMMISSIONER (F.T.C.1-1-99) (Vote for 1)		JUDGE OF THE COURT OF APPEALS (F.T.C.2-9-99) (Vote for 1)	JUDGE OF THE CT. OF COM PLEA (DOM REL. DIV.) (F.T.C.1-5-99) (Vote for 1)	STATE REPRESENTATIVE (27TH DIST) (Vote for 1)			
							(DEM)	(REP)			(DEM)	(REP)		
		D A N A L A E R	S A N D R A S O N	S U R S O W N	T H O M A S	G A Y A R Y C K	J F U F R R	D S E T O K E S	J O H N N E P D Y	J A M M E S O N	Y B E R T E N	J O O E T L	E T H O M A S	
														TOTAL VOTE
COLS 17-	A	89	79	68	54	113	133	49	112	47	145			216
	B	185	208	112	96	262	330	57	291	60	347			451
	C	138	159	110	69	248	311	43	245	50	297			432
	D	136	133	95	68	185	261	29	213	40	249			344
	E	133	93	84	53	143	192	33	166	27	193			255
		681	672	469	340	951	1227	211	1027	224	1231			1698
COLS 18-	A	191	101	114	132	114	193	98	135	95	211	206	94	318
	B	233	153	136	176	165	244	137	208	122	260	266	137	428
	C	215	127	128	151	158	214	127	160	122	232	232	118	387
	D	186	119	109	128	127	164	136	159	90	195	197	122	330
	E	249	150	139	190	152	226	150	208	109	266	236	154	419
	F	189	109	112	123	120	180	114	137	94	196	201	100	309
		1263	759	738	902	836	1221	762	1007	632	1360	1328	725	2191
COLS 19-	A	258	144	156	219	135	178	203	167	159	250	174	231	437
	B	313	172	200	278	171	238	255	247	182	324	276	244	564
	C	350	197	197	265	198	235	262	255	177	346	249	277	562
	D	335	184	209	251	228	236	279	247	192	337	262	277	598
	E	275	151	171	211	168	187	213	216	139	286	229	200	463
	F	289	166	180	221	179	237	210	231	151	305	283	186	495
	G	298	148	191	275	138	186	262	209	174	277	188	279	505
	H	309	175	204	238	208	274	224	249	173	328	311	212	556
		2427	1337	1508	1958	1425	1771	1908	1821	1347	2453	1972	1906	4180
COLS 20-	A	335	206	202	291	180	262	251	275	176	359	297	254	597
	B	290	152	178	198	178	291	160	218	142	307	316	148	504
	C	335	190	202	259	194	252	239	268	154	341	299	220	551
		960	548	582	748	552	805	650	761	472	1007	912	622	1652
COLS 21-	A	350	167	253	276	197	198	312	225	216	343	209	327	579
	B	390	216	228	314	192	233	310	252	233	370	221	342	610
	C	301	133	201	245	160	146	275	210	152	286	193	252	508
	D	204	109	123	170	90	147	143	133	121	211	147	149	320
	E	382	194	253	326	197	215	348	289	210	377	246	351	641
	F	328	157	220	290	175	198	297	248	178	315	215	302	562
		1955	976	1278	1621	1011	1137	1685	1357	1110	1902	1231	1723	3220
COLS 22-	A	375	153	265	290	178	185	320	233	215	336	207	305	554
	B	294	147	200	250	156	188	243	206	171	300	217	233	496
	C	333	159	242	287	182	188	306	237	204	327	233	281	569
	D	226	115	150	187	115	137	188	174	119	218	135	197	366
	E	229	93	155	176	114	98	207	150	121	199	99	210	339
	F	285	163	170	227	136	147	236	205	142	281	128	257	432
	G	298	148	227	239	200	180	278	223	180	286	205	271	521
	H	232	127	149	187	124	112	228	164	133	213	116	223	376
		2272	1105	1558	1843	1205	1235	2006	1592	1285	2160	1340	1977	3653

* - OFFICIAL RESULTS - *

* - GENERAL ELECTION - NOVEMBER 3, 1998 - FRANKLIN COUNTY, OHIO - *

COLS	A B C D	JUDGE OF THE COURT OF APPEALS (F.T.C.1-1-99) (Vote for 1)		JUDGE OF THE COURT OF APPEALS (F.T.C.1-3-99) (Vote for 1)		CHIEF JUSTICE OF THE SUPREME COURT (F.T.C.1-1-99) (Vote for 1)		COUNTY COMMISSIONER (F.T.C.1-1-99) (Vote for 1)		JUDGE OF THE COURT OF APPEALS (F.T.C.2-9-99) (Vote for 1)		JUDGE OF THE CT OF COM PLEA (DOM REL DIV.) (F.T.C.1-5-99) (Vote for 1)		STATE REPRESENTATIVE (27TH DIST) (Vote for 1)		TOTAL VOTE
								(DEM) (REP)				(DEM) (REP)				
		D A N S H A L E R	S A N D E R R A S O N	S U R O W N	T H O M A S	G Y R A Y C K	J E F F R	D S E T W O K E Y S	J O H N P D Y	J M A M E S O N	Y E R E T W E N T E M C G E E	J O E T I L	K E T H O M A S			
COLS 23-	A B C D	184 203 241 239	105 114 119 137	126 149 178 173	115 134 162 190	142 152 170 166	163 184 186 179	121 133 180 202	157 174 201 231	88 108 125 117	218 235 278 275					329 350 424 433
		867	475	626	601	630	712	626	763	438	1006					1536
COLS 24-	A B C D E	198 206 179 171 185	114 116 92 122 116	131 147 129 112 119	128 152 122 90 122	147 151 118 161 135	164 171 122 203 122	134 139 136 79 157	142 186 142 181 140	118 94 85 61 104	204 230 177 237 194	174 180 116 195 138	118 141 133 80 134			326 346 287 320 306
		939	560	638	614	712	782	645	791	462	1042	803	606			1585
COLS 25-	A B C D E F G	191 166 130 188 146 139 167	170 153 131 149 147 133 164	155 103 93 133 124 90 135	100 203 81 82 78 80 101	263 203 162 244 216 174 243	305 262 237 288 281 222 331	83 53 26 58 33 62 42	274 205 192 280 217 185 263	82 65 41 40 58 59 69	349 266 228 329 276 235 327					455 352 314 424 366 325 436
		1127	1047	833	602	1505	1926	357	1616	414	2010					2672
COLS 26-	A B C D E	122 66 80 141 79	82 36 84 106 71	90 44 56 101 56	73 42 113 94 34	99 43 113 158 116	165 60 135 179 120	42 35 37 87 37	122 44 117 176 98	55 38 35 61 39	171 72 144 216 121					239 103 206 327 180
		488	379	347	288	529	659	238	557	228	724					1055
COLS 27-	A B C D E F	141 132 290 189 202 350	90 81 153 105 120 194	115 85 197 141 124 230	115 101 245 129 141 272	103 80 149 126 135 207	148 123 169 200 160 233	92 73 249 111 137 273	130 113 190 144 165 225	90 61 211 118 106 265	176 147 292 225 223 350					268 215 466 348 335 564
		1304	743	892	1003	800	1033	935	967	851	1413					2196
COLS 28-	A B C D E F	222 212 246 228 308 261	164 156 182 141 234 171	148 164 164 162 201 165	118 97 169 157 183 196	210 262 228 157 301 193	307 316 310 202 376 221	67 96 118 168 150 185	246 275 293 193 342 246	75 84 96 135 131 126	328 356 378 281 462 328					415 463 488 405 589 460
		1477	1048	1004	938	1341	1732	774	1595	647	2133					2820
COLS 29-	A B C D	108 74 141 210	94 66 74 133	73 50 91 141	71 36 89 147	106 89 102 175	111 113 106 170	73 29 118 186	115 102 114 187	51 20 68 105	138 103 142 212					228 170 246 405
		533	367	355	343	472	500	406	518	244	595					1049

* - OFFICIAL RESULTS - *

* - GENERAL ELECTION - NOVEMBER 3, 1998 - FRANKLIN COUNTY, OHIO - *

COLS	A B C D E F	JUDGE OF THE COURT OF APPEALS (F.T.C.1-1-99) (Vote for 1)	JUDGE OF THE COURT OF APPEALS (F.T.C.1-3-99) (Vote for 1)		CHIEF JUSTICE OF THE SUPREME COURT (F.T.C.1-1-99) (Vote for 1)		COUNTY COMMISSIONER (F.T.C.1-1-99) (Vote for 1)		JUDGE OF THE COURT OF APPEALS (F.T.C.2-9-99) (Vote for 1)		JUDGE OF THE CT OF COM PLEA (DOM REL DIV.) (F.T.C.1-5-99) (Vote for 1)		STATE REPRESENTATIVE (27TH DIST) (Vote for 1)		TOTAL VOTE
		D E S A N A N A L E R	S A N D R A J N	S U R S A W N N	T H O H O Y E S	G A Y A R C K	J E F F R	D S W O K E S	J O E H N N E P D Y	J M A M S O N	Y B V R E O T W N	J M O O T E L	E T H O M A S		
		(DEM)	(REP)	(DEM)	(REP)	(DEM)	(REP)	(DEM)	(REP)	(DEM)	(REP)	(DEM)	(REP)		
COLS 30-	A B C D E F	310 199 224 249 218 158	151 95 119 115 119 76	168 131 127 153 126 107	263 150 187 198 181 140	133 108 108 117 106 72	140 125 112 113 122 84	262 159 191 227 186 141	221 136 149 158 165 99	157 110 125 140 107 96	286 208 208 229 216 148	128 120 97 104 111 77	288 170 212 230 197 156	456 312 338 363 333 257	
		1358	675	812	1119	644	696	1166	928	735	1295	637	1253	2059	
COLS 31-	A B C D E	188 183 172 77 160	127 90 115 64 78	148 132 115 53 122	133 116 123 41 124	176 136 109 85 106	259 111 108 93 109	86 158 134 55 130	236 160 117 94 129	68 79 99 34 80	301 191 190 110 166			381 291 261 167 257	
		780	450	570	537	612	680	563	736	360	958			1357	
COLS 32-	A B C D	383 251 161 261	174 125 94 140	260 161 112 174	264 187 102 185	225 148 123 176	201 118 121 149	327 245 131 234	250 183 130 193	221 135 91 141	358 246 172 254			572 399 279 415	
		1056	533	707	738	672	589	937	756	588	1030			1665	
COLS 33-	A B C D E F G H	241 158 152 248 155 131 252 104	123 90 69 137 91 63 142 68	152 88 87 152 97 90 147 58	190 107 126 217 108 95 167 63	126 82 52 112 115 62 157 81	191 112 83 170 179 88 199 120	159 106 123 182 75 93 169 51	171 93 77 181 151 86 181 105	121 86 89 126 68 71 140 43	260 153 143 257 167 129 260 120			391 243 231 407 284 203 407 187	
		1441	783	871	1073	787	1142	958	1045	744	1489			2353	
COLS 34-	A B C D E F	277 214 212 289 179 235	165 104 143 154 95 123	180 155 121 191 120 151	221 171 160 217 134 177	185 109 125 175 109 127	223 153 161 177 129 148	207 170 154 242 144 175	224 170 170 230 135 164	153 111 110 136 93 141	314 230 238 295 196 243			473 357 348 445 303 366	
		1406	784	918	1080	830	981	1092	1093	746	1516			2292	
COLS 35-	A B C D	184 143 208 231	127 130 182 184	117 102 141 152	82 78 93 154	180 189 286 233	227 260 377 350	48 40 46 78	199 219 300 286	53 44 70 83	252 272 371 360			310 354 493 482	
		766	623	512	407	888	1214	212	1004	250	1255			1639	
COLS 36-	A B C D E F	257 175 149 299 369 216	108 82 57 149 149 96	205 119 102 200 243 150	167 105 90 199 260 170	186 111 79 188 177 115	137 105 87 145 153 105	238 128 110 265 327 207	206 124 88 217 230 132	138 84 76 152 184 128	261 178 138 283 345 219			409 250 214 444 531 343	
		1465	641	1019	991	856	732	1275	997	762	1424			2191	

* - OFFICIAL RESULTS - *

* - GENERAL ELECTION - NOVEMBER 3, 1998 - FRANKLIN COUNTY, OHIO - *

		JUDGE OF THE COURT OF APPEALS (F.T.C.1-1-99) (Vote for 1)		JUDGE OF THE COURT OF APPEALS (F.T.C.1-3-99) (Vote for 1)		CHIEF JUSTICE OF THE SUPREME COURT (F.T.C.1-1-99) (Vote for 1)		COUNTY COMMISSIONER (F.T.C.1-1-99) (Vote for 1)		JUDGE OF THE COURT OF APPEALS (F.T.C.2-9-99) (Vote for 1)		JUDGE OF THE CT OF COM PLEA (DOM REL DIV.) (F.T.C.1-5-99) (Vote for 1)		STATE REPRESENTATIVE (27TH DIST) (Vote for 1)		TOTAL VOTE
								(DEM) (REP)				(DEM) (REP)				
		D A N A A R	D E S H L A R	S A N D R A S O N	S B U R O W N N	T M H O Y M A S	G T A Y A C K	J F U R F R	D E S T O W K E S	J O H N P D Y	J M A M O N	Y B R O W N	M C G E E	J O E L	E T H O M A S	
COLS 37-	A	119	80	61	88	67	106	80	105	91	70	124				204
	B	80	42	42	63	52	51	61	57	69	40	87				136
	C	117	42	42	87	49	74	68	87	86	57	116				170
	D	156	87	87	98	115	88	101	125	109	73	162				262
	E	263	128	128	176	196	164	132	265	189	147	258				455
		735	367	367	512	499	484	442	639	544	387	747				1227
COLS 38-	A	251	145	145	161	192	149	166	190	203	122	261				395
	B	93	60	60	71	66	80	114	52	94	49	134				196
	C	158	107	107	98	104	125	132	122	149	80	158				275
		502	312	312	330	362	354	412	364	446	251	553				866
COLS 39-	A	149	64	64	96	117	62	121	97	93	79	154				247
	B	120	88	88	66	96	80	135	73	97	61	127				236
		269	152	152	162	213	142	256	170	190	140	281				483
COLS 40-	A	95	41	41	58	79	36	89	66	53	54	93				178
	B	96	54	54	49	64	46	81	41	48	49	93				150
	C	221	125	125	133	141	142	244	106	160	111	228				383
		412	220	220	240	284	224	414	213	261	214	414				711
COLS 41-	A	69	40	40	35	48	34	60	50	49	34	73				124
	B	82	31	31	43	57	23	56	41	42	35	84				113
	C	62	33	33	35	52	20	36	51	37	33	59				96
	D	61	21	21	40	52	19	49	33	31	34	59				92
	E	70	32	32	34	59	24	51	51	41	37	71				118
		344	157	157	187	268	120	252	226	200	173	346				543
COLS 42-	A	107	62	62	67	75	57	82	70	87	46	115				169
	B	140	80	80	105	116	78	154	73	133	63	173				254
	C	181	87	87	134	123	134	105	166	136	105	181				310
	D	157	98	98	86	111	86	151	73	125	68	181				248
	E	198	102	102	140	120	137	138	160	133	124	200				349
		777	429	429	532	545	502	630	542	614	406	850				1330
COLS 43-	A	248	123	123	198	219	135	129	238	194	143	264	135	246		407
	B	231	128	128	149	156	158	138	200	178	123	228	151	194		371
	C	214	119	119	132	148	133	155	146	153	114	207	156	141		321
	D	255	134	134	194	190	169	161	218	208	142	256	156	224		423
	E	176	99	99	100	121	105	117	134	129	90	175	113	138		272
		1124	603	603	773	834	700	700	936	862	612	1130	711	943		1794

* - OFFICIAL RESULTS - *

* - GENERAL ELECTION - NOVEMBER 3, 1998 - FRANKLIN COUNTY, OHIO - *

COLS	A	B	C	D	E	F	G	H	I	J	K	JUDGE OF THE COURT OF APPEALS (F.T.C.1-1-99) (Vote for 1)		JUDGE OF THE COURT OF APPEALS (F.T.C.1-3-99) (Vote for 1)		CHIEF JUSTICE OF THE SUPREME COURT (F.T.C.1-1-99) (Vote for 1)		COUNTY COMMISSIONER (F.T.C.1-1-99) (Vote for 1)		JUDGE OF THE COURT OF APPEALS (F.T.C.2-9-99) (Vote for 1)		JUDGE OF THE CT OF COM PLEA (DOM REL DIV) (F.T.C.1-5-99) (Vote for 1)		STATE REPRESENTATIVE (27TH DIST) (Vote for 1)		TOTAL VOTE					
												D E S A N D R A A	D E S A N D R A A	T H O M A S	G T A Y R A C K	J F U F R	D E T W O K E S	J K E H N N E D Y	J M A M O N S N	Y B R O W N	J O O T I L	E T H O M A S	(DEM)	(REP)	(DEM)		(REP)	(DEM)	(REP)	(DEM)	(REP)
44	125	137	94	190	209	105	183	89	268	1919	1087	1310	1310	1325	1701	1192	1621	909	2355	3208											
45	71	112	123	97	131	101	122	80	176	2387	1156	1591	1836	1204	1505	1830	1656	1286	2528	3668											
46	126	175	217	127	152	210	145	185	256	2405	1184	1580	1963	1157	1404	1920	1562	1440	2427	3645											
47	147	169	214	148	196	203	200	144	277	1183	646	837	908	809	956	900	957	674	1316	2058											
48	69	81	75	85	128	53	109	52	152	981	671	673	662	828	1094	527	1029	424	1347	1843											

* - OFFICIAL RESULTS - *

* - GENERAL ELECTION - NOVEMBER 3, 1998 - FRANKLIN COUNTY, OHIO - *

		JUDGE OF THE COURT OF APPEALS (F.T.C.1-1-99) (Vote for 1)	JUDGE OF THE COURT OF APPEALS (F.T.C.1-3-99) (Vote for 1)		CHIEF JUSTICE OF THE SUPREME COURT (F.T.C.1-1-99) (Vote for 1)		COUNTY COMMISSIONER (F.T.C.1-1-99) (Vote for 1)		JUDGE OF THE COURT OF APPEALS (F.T.C.2-9-99) (Vote for 1)		JUDGE OF THE CT OF COM PLEA (DOM REL DIV.) (F.T.C.1-5-99) (Vote for 1)		STATE REPRESENTATIVE (27TH DIST) (Vote for 1)		
			S A N D E R R A S O N J N	S U R O W N N	T H O M A S J	G A Y R A Y C K	J F U E F R	D S E T W O K E Y S R	J K E N N E D Y	J M A M S O N W	Y B R O W N T N M C G E E	J O O T I L	E T H O M A S		TOTAL VOTE
COLS 49-	A	351	190	214	238	199	206	275	246	176	362				556
	B	302	133	233	194	221	194	251	257	146	308				483
	C	215	115	155	174	130	169	165	169	119	221				370
	D	200	103	163	135	171	142	189	187	108	199				366
	E	157	80	99	116	78	87	121	102	77	168				231
		1225	621	864	857	799	798	1001	961	626	1258				2006
COLS 50-	A	140	132	102	70	199	254	46	214	45	255				369
	B	170	167	121	91	243	323	50	244	67	312				423
	C	143	92	108	79	138	181	62	150	53	204				279
	D	125	52	94	92	73	72	111	101	61	125				196
		578	443	425	332	653	830	269	709	226	896				1267
COLS 51-	A	182	209	123	104	260	311	84	278	71	338				446
	B	115	86	97	72	122	170	48	157	40	189				267
	C	199	184	131	94	266	316	68	275	65	338				444
	D	140	94	95	91	120	205	43	142	59	216				289
		636	573	446	361	768	1002	243	852	235	1081				1446
COLS 52-	A	346	142	251	268	186	167	318	242	191	337				536
	B	323	166	204	262	165	206	240	241	163	341				503
	C	264	129	205	216	196	176	250	247	125	270				481
	D	215	121	157	159	135	227	108	169	109	277				362
	E	187	97	137	129	117	200	71	159	88	224				300
	F	298	172	166	219	167	189	208	211	148	320				448
	G	115	50	81	90	54	81	80	75	60	126				179
		1748	877	1201	1343	1020	1245	1275	1344	884	1895				2809
COLS 53-	A	251	130	167	205	124	124	228	161	151	255				392
	B	259	101	197	238	98	99	259	152	164	240				406
	C	286	128	203	244	144	142	256	192	169	280				455
	D	328	149	220	243	165	168	265	210	184	335				485
	E	257	131	181	223	125	125	235	178	150	245				407
	F	113	52	68	81	52	76	73	60	67	121				167
	G	180	77	128	137	92	127	129	120	91	195				280
	H	97	40	67	79	31	67	62	56	51	105				145
	I	275	131	175	219	132	139	242	206	135	276				422
		2046	939	1406	1669	963	1067	1749	1335	1162	2052				3159
COLS 54-	A	212	96	153	156	127	134	166	160	110	230				344
	B	235	122	158	193	122	129	193	186	114	244				381
	C	221	94	149	167	108	141	154	148	127	224				329
	D	276	146	183	228	147	158	242	199	160	276				443
	E	180	78	133	130	107	116	139	129	99	177				283
	F	254	121	196	207	150	172	217	224	129	284				451
		1378	657	972	1081	761	850	1111	1046	739	1435				2231
COLS 55-	A	119	90	84	82	112	151	61	132	54	178				246
	B	139	121	80	90	127	197	46	156	64	206				265
	C	138	109	111	78	164	222	51	182	66	236				313
	D	175	132	117	102	160	240	57	193	69	245				324
		571	452	392	352	563	810	215	663	253	865				1148

* - OFFICIAL RESULTS - *

* - GENERAL ELECTION - NOVEMBER 3, 1998 - FRANKLIN COUNTY, OHIO - *

		JUDGE OF THE COURT OF APPEALS (F.T.C.1-1-99) (Vote for 1)		JUDGE OF THE COURT OF APPEALS (F.T.C.1-3-99) (Vote for 1)		CHIEF JUSTICE OF THE SUPREME COURT (F.T.C.1-1-99) (Vote for 1)		COUNTY COMMISSIONER (F.T.C.1-1-99) (Vote for 1)		JUDGE OF THE COURT OF APPEALS (F.T.C.2-9-99) (Vote for 1)		JUDGE OF THE CT OF COM PLEA (DOM REL DIV.) (F.T.C.1-5-99) (Vote for 1)		STATE REPRESENTATIVE (27TH DIST) (Vote for 1)													
								(DEM) (REP)						(DEM) (REP)													
		D D A N A H L E A R		S A N D D R R A S O N		S B U R O W N N		T M O Y O M A R S		G T A R A Y C K		J F U R R F F R		D S T O R E W E R K E Y S		J O H N N E D Y		J M A S O N E S O N		Y B V E R O W N T E N		J M O T T I L		E T H O M A S			
																						TOTAL VOTE					
COLS 56-	A	167	98	101	94	109	132	102	127	73	187											256					
	B	78	70	61	70	76	131	40	111	36	139											192					
	C	116	105	77	58	153	159	58	159	37	197											245					
	D	76	77	58	45	113	135	24	130	78	145											188					
	E	235	202	162	118	304	380	79	322	54	416											536					
	F	188	160	125	106	205	297	51	244	54	310											399					
	G	151	143	94	65	208	242	49	212	49	254											338					
	H	140	122	103	83	160	200	50	189	45	235											293					
	I	193	99	132	142	122	110	170	123	114	191											326					
		1344	1076	912	781	1450	1786	623	1617	503	2074											2773					
COLS 57-	A	216	100	171	155	127	146	157	156	118	216											322					
	B	211	94	150	133	125	127	153	150	107	217											301					
	C	285	120	200	217	136	153	249	181	168	267											435					
	D	379	164	258	290	185	186	340	257	194	379											596					
	E	155	70	108	116	72	91	124	83	83	158											244					
	F	252	97	166	205	88	91	258	133	149	240											386					
	G	251	127	163	181	145	134	224	176	137	238											389					
	H	418	169	274	326	164	168	398	208	250	411											641					
		2167	941	1490	1623	1042	1096	1903	1344	1206	2126											3314					
COLS 58-	A	250	139	166	186	154	173	196	192	123	275											411					
	B	301	124	229	215	176	155	275	230	157	309											497					
	C	297	134	185	208	147	116	254	181	151	283											403					
	D	249	128	169	170	153	132	212	193	119	234											371					
	E	341	155	220	240	177	158	311	216	180	331											522					
	F	306	131	209	206	187	163	265	223	130	311											487					
	G	183	108	120	139	125	129	153	166	85	193											314					
	H	270	105	200	190	130	122	244	168	136	250											407M					
		2197	1024	1498	1554	1249	1148	1910	1569	1081	2186											3412					
COLS 59-	A	286	118	213	276	100	131	270	201	166	264											448					
	B	283	110	231	237	132	134	274	176	176	287											444					
	C	216	103	147	187	101	117	198	138	133	213											363					
	D	202	71	143	171	76	99	179	106	118	188											312					
	E	73	39	51	59	28	40	66	45	42	70											112					
	F	241	110	160	201	98	130	201	136	145	238											377					
		1301	551	945	1131	535	651	1188	802	780	1260											2056					
COLS 60-	A	281	143	167	230	109	116	246	172	152	250											398					
	B	263	116	165	223	100	100	263	143	153	243											416					
	C	378	171	246	353	131	147	355	241	201	357											583					
	D	347	140	239	277	148	152	314	207	200	333											506					
	E	223	130	131	207	73	106	202	155	104	227											345					
	F	349	168	249	330	137	128	351	188	245	315											528					
	G	148	75	84	132	56	54	142	100	73	139											227					
		1989	943	1281	1752	754	803	1873	1206	1128	1864											3003					
COLS 61-	A	186	95	138	154	100	107	167	143	105	204											309					
	B	203	102	140	158	95	136	145	145	102	217											314					
	C	190	91	139	156	91	144	128	131	113	211											303					
	D	321	168	211	253	156	168	283	200	206	309											495					
		900	456	628	721	442	555	723	619	526	941											1421					

* - OFFICIAL RESULTS - *

* - GENERAL ELECTION - NOVEMBER 3, 1998 - FRANKLIN COUNTY, OHIO - *

	JUDGE OF THE COURT OF APPEALS (F.T.C.1-1-99) (Vote for 1)		JUDGE OF THE COURT OF APPEALS (F.T.C.1-3-99) (Vote for 1)		CHIEF JUSTICE OF THE SUPREME COURT (F.T.C.1-1-99) (Vote for 1)		COUNTY COMMISSIONER (F.T.C.1-1-99) (Vote for 1)		JUDGE OF THE COURT OF APPEALS (F.T.C.2-9-99) (Vote for 1)		JUDGE OF THE CT OF COM PLEA (DOM REL DIV.) (F.T.C.1-5-99) (Vote for 1)		STATE REPRESENTATIVE (27TH DIST) (Vote for 1)		TOTAL VOTE
	(DEM)	(REP)	(DEM)	(REP)	(DEM)	(REP)	(DEM)	(REP)	(DEM)	(REP)	(DEM)	(REP)	(DEM)	(REP)	
	D A N A H L E R	D E S H A L E R	S A N D R A S O N	S B U R O W N	T H O M A S	G A Y R A Y C K	J F R E R	D S T E T W O K E S	J K E H N N E P D Y	J M A A M S O N E S N	Y B R O W N T E N M C G E E	J M O O T E L	E T H O M A S		
COLS 62-	A 184	184	77	126	148	79	82	176	102	117	182				
	B 213	213	128	118	169	96	135	178	149	105	238			277	
	C 286	286	121	187	201	143	162	225	166	168	285			341	
	D 152	152	68	109	131	71	88	136	106	84	161			426	
	E 216	216	95	139	188	92	90	213	140	112	224			242	
	F 222	222	110	138	159	118	139	156	143	121	230			341	
	G 203	203	116	121	126	134	144	152	154	104	224			321	
	H 217	217	122	130	180	101	142	178	174	104	249			370	
	I 255	255	97	191	174	139	125	234	155	154	261			408	
	1948	1948	934	1259	1476	973	1107	1648	1289	1069	2054			3060	
COLS 63-	A 365	365	148	264	318	138	133	364	219	215	337	24	66	539	
	B 291	291	132	195	216	123	111	274	165	168	285			442	
	C 396	396	163	275	335	144	187	339	208	255	353			586	
	D 204	204	90	116	146	86	76	175	112	97	199			277	
	E 251	251	121	180	225	114	112	254	186	139	249			424	
	F 263	263	106	189	195	117	120	229	159	139	251			380	
	G 274	274	94	192	233	93	103	249	162	156	249			411	
	H 172	172	70	124	148	71	80	151	97	112	160			268	
	I 134	134	60	92	113	53	63	112	85	67	129			195	
	J 184	184	75	134	160	64	85	163	114	105	162			284	
	2534	2534	1059	1761	2089	1003	1070	2310	1507	1453	2374	24	66	3806	
COLS 64-	A 251	251	88	202	232	78	89	253	118	170	233			391	
	B 292	292	103	223	244	112	101	286	153	184	273			437	
	C 340	340	96	175	219	87	114	232	145	134	234			404	
	D 333	333	128	233	262	134	136	310	211	175	311			499	
	E 280	280	127	188	238	102	132	260	191	136	266			456	
	F 330	330	138	231	289	114	116	315	149	227	289			488	
	G 138	138	65	85	118	52	65	116	81	74	130			202	
	1864	1864	745	1337	1602	679	753	1772	1048	1100	1736			2877	
COLS 65-	A 182	182	79	135	144	95	84	179	119	94	181			293	
	B 229	229	101	143	174	91	97	196	125	129	212			321	
	C 213	213	93	162	147	143	110	211	133	140	210			364	
	D 275	275	126	171	199	121	130	217	178	134	273			389	
	E 272	272	112	190	219	130	109	273	160	157	265			440	
	F 219	219	92	135	171	89	93	186	124	116	215			306	
	G 295	295	105	223	234	143	127	284	171	176	288			474	
	1685	1685	708	1159	1288	812	750	1546	1010	946	1644			2587	
COLS 66-	A 243	243	120	152	185	114	126	197	172	127	250			347	
	B 187	187	92	116	147	89	131	140	134	97	196			300	
	C 299	299	135	203	256	144	147	279	207	170	288			481	
	D 297	297	130	191	218	155	140	267	178	180	294			454	
	E 244	244	122	167	219	101	108	230	164	142	240			392	
	1270	1270	599	829	1025	603	652	1113	855	716	1268			1974	

* - OFFICIAL RESULTS - *

* - GENERAL ELECTION - NOVEMBER 3, 1998 - FRANKLIN COUNTY, OHIO - *

		JUDGE OF THE COURT OF APPEALS (F.T.C.1-1-99) (Vote for 1)	JUDGE OF THE COURT OF APPEALS (F.T.C.1-3-99) (Vote for 1)		CHIEF JUSTICE OF THE SUPREME COURT (F.T.C.1-1-99) (Vote for 1)		COUNTY COMMISSIONER (F.T.C.1-1-99) (Vote for 1)		JUDGE OF THE COURT OF APPEALS (F.T.C.2-9-99) (Vote for 1)		JUDGE OF THE CT OF COM PLEA (DOM REL DIV.) (F.T.C.1-5-99) (Vote for 1)		STATE REPRESENTATIVE (27TH DIST) (Vote for 1)		
			S A N D E R S O N	S B R O W N	T H O M A S	G T A Y R A C K	J F R	D S T W O K E S	J O H N P D Y	J M A M S O N	Y B R O W N	J M O O T L	E T H O M A S		
							(DEM)	(REP)				(DEM)	(REP)		
COLS 67-	A	294	126	194	213	138	127	253	169	153	271				423
	B	310	123	210	244	138	116	302	205	152	287				460
	C	211	99	140	151	126	102	208	149	106	219				341
	D	171	82	103	139	68	111	111	101	90	167				248
	E	264	115	198	187	158	149	229	181	146	254				421
	F	352	159	230	284	150	155	342	230	185	334				565
	G	110	110	153	157	154	108	236	161	118	202				376
	H	253	101	185	184	138	125	223	167	135	255				407
	I	269	85	206	181	134	100	239	155	147	266				379
	J	221	94	148	172	104	100	213	144	106	218				370
	K	195	72	142	154	76	81	173	111	107	187				294
		2755	1166	1899	2066	1384	1274	2529	1773	1445	2660				4284
COLS 68-	A	172	91	112	132	101	142	113	127	93	202				279
	B	131	70	85	94	72	99	79	90	73	142				196
	C	159	103	99	139	88	117	124	132	92	184				257
	D	133	79	88	95	97	127	83	115	69	160				228
		595	343	384	460	358	485	399	464	327	688				960
COLS 69-	A	317	134	201	262	134	134	289	184	188	291				473
	B	139	57	91	103	56	50	139	80	76	137				216
	C	333	139	225	289	124	139	310	195	191	327				487
	D	322	149	207	277	147	145	302	183	206	294				490
	E	230	101	160	202	86	91	224	133	143	221				360
	F	259	98	203	230	106	104	274	154	158	246				427
	G	217	89	125	184	65	76	199	113	117	194				308
	H	183	57	121	137	74	72	170	84	111	161				279
	I	313	124	200	244	114	113	299	193	158	292				459
		2313	948	1533	1928	906	924	2206	1319	1348	2163				3499
COLS 70-	A	285	115	214	234	133	121	275	164	181	251	145	259		432
	B	278	138	183	252	108	139	239	160	180	249	118	265		423
	C	343	148	238	285	157	170	300	214	205	333	174	301		530
	D	400	184	290	360	184	194	363	250	252	353	175	385		616
	E	179	87	113	151	91	109	146	127	99	162	108	145		289
		1485	672	1038	1282	673	733	1323	915	917	1348	720	1355		2290
COLS 71-	A	156	62	112	137	65	60	164	100	97	148				247
	B	181	83	106	152	69	93	145	104	100	183				263
	C	144	66	82	126	50	65	127	95	69	147				209
	D	197	73	130	145	97	83	185	110	113	196				320
	E	252	108	158	207	90	98	238	139	139	249				369
	F	296	115	212	233	131	123	270	175	171	286				434
	G	176	69	116	138	85	86	169	90	111	172				280
	H	240	120	158	196	123	137	210	161	138	253				404
	I	201	98	122	178	60	92	165	126	104	206				279
	J	240	110	138	166	116	116	191	126	136	250				350
	K	222	115	120	186	77	90	205	140	110	208				331
	L	203	82	131	164	75	72	191	105	128	202				299
		2508	1101	1585	2028	1038	1115	2260	1471	1416	2500				3785

* - OFFICIAL RESULTS - *

* - GENERAL ELECTION - NOVEMBER 3, 1998 - FRANKLIN COUNTY, OHIO - *

	JUDGE OF THE COURT OF APPEALS (F.T.C.1-1-99) (Vote for 1)		JUDGE OF THE COURT OF APPEALS (F.T.C.1-3-99) (Vote for 1)		CHIEF JUSTICE OF THE SUPREME COURT (F.T.C.1-1-99) (Vote for 1)		COUNTY COMMISSIONER (F.T.C.1-1-99) (Vote for 1)		JUDGE OF THE COURT OF APPEALS (F.T.C.2-9-99) (Vote for 1)		JUDGE OF THE CT OF COM PLEA (DOM REL DIV.) (F.T.C.1-5-99) (Vote for 1)		STATE REPRESENTATIVE (27TH DIST) (Vote for 1)		TOTAL VOTE
							(DEM) (REP)						(DEM) (REP)		
	D A N S A H L E R	D E R R A S O N	S A N D E R S O N	S B R O W N	T H O M A S	G T Y A R Y C K	J E F F R Y	D E T W O R K E S	J O H N P E D Y	J A M E S O N	Y B R O W N	J O O T I L	E T H O M A S		
COLS 72-	A 306	148	180	243	126	120	263	189	158	271			6	10	437
	B 257	106	182	224	112	90	269	150	158	232					394
	C 265	125	168	201	154	106	270	169	147	250					421
	D 320	153	194	243	151	122	301	173	194	307					477
	E 311	145	203	269	131	94	339	190	178	287					477
	F 275	109	187	240	107	98	275	151	163	252					420
	1734	786	1114	1420	781	630	1717	1022	998	1599			6	10	2626
COLS 73-	A 331	152	218	257	141	182	262	200	176	324					485
	B 201	82	149	159	90	94	168	133	108	192					289
	C 314	149	205	278	128	145	285	191	194	315					480
	D 196	84	124	159	79	94	178	106	119	193					294
	E 293	122	207	237	121	116	277	169	186	291					439
	F 217	80	182	172	120	89	234	160	117	219					353
	G 196	85	126	158	65	90	179	111	108	188					287
	H 275	102	202	228	105	109	267	147	164	264					425
	2023	856	1413	1648	849	919	1850	1217	1172	1986					3052
COLS 74-	A 235	117	159	182	121	125	224	157	133	232					394
	B 248	87	192	186	114	94	256	145	154	230					414
	C 317	138	201	286	114	117	346	193	190	300					548
	D 173	63	132	140	82	90	159	103	108	176					279
	E 171	83	90	145	63	82	144	104	89	177					267
	F 176	64	122	148	70	67	173	96	101	175					278
	G 229	98	139	190	80	94	205	135	122	220					343
	H 280	94	199	228	102	95	286	156	161	271					443
	1829	744	1234	1505	746	764	1793	1089	1058	1781					2966
DUBLIN 1-	A 354	188	222	315	157	156	349	247	201	336					567
	B 491	181	335	408	166	129	542	246	313	447					756
	C 335	150	203	310	96	92	398	194	196	292					555
	D 312	126	219	265	117	97	354	179	188	308					516
	E 443	183	273	394	135	105	507	265	241	420					698
	1935	828	1252	1692	671	579	2150	1131	1139	1803					3092
DUBLIN 2-	A 387	151	268	302	163	136	369	210	225	353					560
	B 282	119	198	242	102	111	283	165	162	251					461
	C 190	71	132	149	82	64	195	99	117	190					300
	D 336	159	215	308	117	133	345	204	196	312					533
	E 279	118	166	239	91	105	274	160	151	259					441
	1474	618	979	1240	555	549	1466	838	851	1365					2295
DUBLIN 3-	A 376	159	242	345	101	96	409	213	219	329					543
	376	159	242	345	101	96	409	213	219	329					543
DUBLIN 4-	A 291	106	194	259	87	72	321	152	169	269					491
	B 322	131	195	299	77	89	318	188	166	296					463
	C 342	131	242	300	121	94	385	199	196	334					547
	D 328	162	180	280	103	113	329	201	173	320					521
	E 256	114	172	215	89	70	269	141	151	244					387
	F 185	79	99	156	61	62	199	109	86	165					311
	1724	723	1082	1509	538	500	1821	990	941	1628					2720

* - OFFICIAL RESULTS - *
 * - GENERAL ELECTION - NOVEMBER 3, 1998 - FRANKLIN COUNTY, OHIO - *

		JUDGE OF THE COURT OF APPEALS (F.T.C.1-1-99) (Vote for 1)		JUDGE OF THE COURT OF APPEALS (F.T.C.1-3-99) (Vote for 1)		CHIEF JUSTICE OF THE SUPREME COURT (F.T.C.1-1-99) (Vote for 1)		COUNTY COMMISSIONER (F.T.C.1-1-99) (Vote for 1)		JUDGE OF THE COURT OF APPEALS (F.T.C.2-9-99) (Vote for 1)		JUDGE OF THE CT OF COM PLEA (DOM REL DIV.) (F.T.C.1-5-99) (Vote for 1)		STATE REPRESENTATIVE (27TH DIST) (Vote for 1)		TOTAL VOTE
								(DEM) (REP)						(DEM) (REP)		
		D A N A A L E R	D E S A N D E R A	S A N D E R S O N	S U R S A W N N	T H O M A S	G T Y A R C K	J U F F R	D E S T W O K E S	J O H N P E D Y	J A M M E S O N	Y B R O W N	J O O T L	E T H O M A S		
FRANK	A	284	137	209	198	205	176	263	211	159	289					505
	B	225	112	164	165	146	140	190	162	126	225					371
	C	268	119	201	196	170	127	287	192	160	259					453
	D	246	127	181	168	179	160	207	216	108	258					444
	E	241	127	168	150	198	150	229	193	119	233					431
	F	106	52	70	81	51	87	62	77	55	108					172
		1370	674	993	958	949	840	1238	1051	727	1372					2376
GAH 1-	A	265	116	196	194	151	145	217	158	176	261					432
	B	257	119	184	193	143	136	219	153	160	266					397
	C	323	135	220	258	163	164	307	172	225	346					561
	D	252	109	184	170	149	136	204	157	159	250					393
	E	333	142	212	249	153	154	315	191	205	343					544
	F	152	89	106	140	78	91	145	108	101	169					273
		1582	710	1102	1204	837	826	1407	939	1026	1635					2600
GAH 2-	A	235	82	191	175	128	125	201	111	177	242					382
	B	349	179	235	300	156	183	322	227	202	386					582M
	C	332	166	238	236	188	158	302	211	206	337					526
	D	160	65	125	137	80	82	154	97	111	150					285
	E	398	151	288	323	176	187	393	229	252	433					676
		1474	643	1057	1171	728	735	1372	875	948	1548					2451
GAH 3-	A	239	112	159	182	121	126	214	151	151	235					386
	B	276	84	235	209	141	119	258	146	193	252					425
	C	335	159	219	287	143	160	317	195	220	359					538
	D	412	188	268	339	183	199	387	226	282	444					709
	E	245	114	161	198	117	103	243	136	158	233					393
	F	278	139	175	203	156	150	255	173	182	296					476
		1785	796	1217	1418	861	857	1674	1027	1186	1819					2927
GAH 4-	A	312	165	174	256	138	116	303	164	222	256					481
	B	343	163	224	288	150	166	307	206	210	347					533
	C	319	140	232	281	131	156	286	187	218	345					528
	D	244	114	176	198	120	104	258	154	167	254					423
	E	371	189	203	300	149	146	359	216	219	379					592
	F	374	163	255	298	178	139	389	212	243	369					619M
	G	254	121	161	233	94	107	249	152	157	250					411
		2217	1055	1425	1854	960	934	2161	1291	1436	2200					3587
GR CTY 1-	A	274	127	191	220	151	121	264	167	170	260					441
	B	264	122	186	168	175	119	248	167	148	251					416
	C	361	153	255	303	152	152	359	223	200	342					591
	D	107	40	68	72	55	47	86	58	59	102					164
		1006	442	700	763	533	439	957	615	577	955					1612
GR CTY 2-	A	296	128	212	243	140	132	277	198	176	280					467
	B	395	186	274	273	244	186	383	252	227	378					650
	C	275	121	198	202	156	117	258	181	146	268					441
		966	435	684	718	540	435	918	631	549	926					1558

* - OFFICIAL RESULTS - *

* - GENERAL ELECTION - NOVEMBER 3, 1998 - FRANKLIN COUNTY, OHIO - *

	JUDGE OF THE COURT OF APPEALS (F.T.C.1-1-99) (Vote for 1)		JUDGE OF THE COURT OF APPEALS (F.T.C.1-3-99) (Vote for 1)		CHIEF JUSTICE OF THE SUPREME COURT (F.T.C.1-1-99) (Vote for 1)		COUNTY COMMISSIONER (F.T.C.1-1-99) (Vote for 1)		JUDGE OF THE COURT OF APPEALS (F.T.C.2-9-99) (Vote for 1)		JUDGE OF THE CT OF COM PLEA (DOM REL DIV.) (F.T.C.1-5-99) (Vote for 1)		STATE REPRESENTATIVE (27TH DIST) (Vote for 1)		TOTAL VOTE
							(DEM)	(REP)					(DEM)	(REP)	
	D A N S A H L A E R	D A N S A H L A E R	S A N D R R A S O N	S B U R O W N N	T H O M A S	G T Y A R C K	J E F F R Y	D E S T O R E S	J O H N P E D Y	J A M E S O N	Y B E R T M C G E E	J O E I L	E T H O M A S		
GR CTY 3-	A 301	115	234	216	172	143	287	172	188	279					498
	B 408	168	255	336	167	124	435	243	209	345					641
	C 367	146	272	285	186	169	345	208	228	335					611
	D 308	187	180	265	123	123	330	193	174	291					539
	E 321	119	209	231	162	95	335	169	195	306					520
	F 276	118	188	230	124	93	312	158	177	241					473
	G 322	141	235	251	159	131	318	202	173	306					510
	2303	994	1573	1814	1093	878	2362	1345	1344	2103					3792
GR CTY 4-	A 251	122	162	200	123	124	230	167	131	238					403
	B 314	142	212	244	162	130	314	204	179	293					538
	C 273	118	169	197	120	123	234	160	147	216					409
	D 240	107	167	193	146	124	237	163	138	231					419
	E 277	106	202	223	142	106	276	167	165	266					447
	1355	595	912	1057	693	607	1291	861	760	1244					2216
GRANDV -	A 420	189	302	325	245	248	368	284	272	402					715
	B 301	164	190	248	167	178	256	224	159	289					496
	C 317	171	198	234	179	222	240	227	158	316					530
	D 326	199	187	258	175	226	253	228	185	332					531
	E 285	153	187	198	183	202	219	192	167	284					480
	1649	876	1064	1263	949	1076	1336	1155	941	1623					2752
GRVPT -	A 260	128	162	164	163	133	241	192	143	257					427M
	B 225	111	148	156	125	129	187	139	143	213					373
	C 205	71	154	148	129	92	227	136	118	189					355
	690	310	464	468	417	354	655	467	404	659					1155
HAMIL -	A 225	139	133	161	148	145	194	190	98	225					405
	B 143	73	102	113	87	67	155	97	82	143					249
	C 225	145	117	153	149	131	200	181	97	221					382
	D 238	135	142	135	180	158	187	191	147	238					399
	832	492	494	564	564	501	736	659	394	827					1435
HAR'RG	69	31	53	48	47	44	67	40	49	66					129
	69	31	53	48	47	44	67	40	49	66					129
HILL 1-	A 158	75	108	125	79	83	144	97	93	149					255
	B 208	90	142	178	72	75	202	110	127	204					314
	C 257	110	162	211	82	94	262	127	160	243					396
	D 253	111	163	222	102	114	255	134	159	240					414
	876	386	575	736	335	366	863	468	539	836					1379
HILL 2-	A 294	120	190	240	118	114	285	134	189	277					438
	B 343	157	216	313	108	117	342	177	212	311					500
	C 289	100	203	235	116	99	302	145	184	280					465
	D 287	137	173	247	117	100	317	187	152	278					455
	1213	514	782	1035	459	430	1246	643	737	1146					1858

* - OFFICIAL RESULTS - *
 * - GENERAL ELECTION - NOVEMBER 3, 1998 - FRANKLIN COUNTY, OHIO - *

	JUDGE OF THE COURT OF APPEALS (F.T.C.1-1-99) (Vote for 1)		JUDGE OF THE COURT OF APPEALS (F.T.C.1-3-99) (Vote for 1)		CHIEF JUSTICE OF THE SUPREME COURT (F.T.C.1-1-99) (Vote for 1)		COUNTY COMMISSIONER (F.T.C.1-1-99) (Vote for 1)		JUDGE OF THE COURT OF APPEALS (F.T.C.2-9-99) (Vote for 1)		JUDGE OF THE CT OF COM PLEA (DOM REL DIV.) (F.T.C.1-5-99) (Vote for 1)		STATE REPRESENTATIVE (27TH DIST) (Vote for 1)		TOTAL VOTE								
							(DEM) (REP)						(DEM) (REP)										
	D D A N A H A L A E R		S A A N D R R R A S O N J N		S B U R O S A W N N		T M H O Y O M A R S J		G T A Y R A C K		J F E U F R		D S T O K E W E R K E Y R			J O K E N N E D P Y		J M A S M O S O N		Y B R O W N T E M C G E E		J O M O E T I L	
HILL 3-	A	199	87	139	114	129	110	149	126	105	188					284							
	B	226	111	162	181	113	123	208	147	133	232					372							
	C	169	77	128	117	111	102	151	113	93	163					279							
	D	304	146	194	258	121	123	307	170	176	292					478							
		898	421	623	670	474	458	815	556	507	875					1413							
HILL 4-	A	294	109	212	234	136	114	303	173	175	274					463							
	B	347	172	214	287	141	144	323	221	188	313					502							
	C	311	112	215	248	121	114	315	153	190	299					492							
	D	224	81	162	216	58	82	231	115	143	209					355							
		1176	474	803	985	456	454	1172	662	696	1095					1812							
JACK	A	250	135	171	179	181	142	264	181	147	249					470							
	B	225	96	160	180	125	99	239	154	127	210					387							
	C	238	102	173	170	165	114	258	148	148	226					427							
	D	320	177	207	261	182	153	332	201	205	295					563							
		1033	510	711	790	653	508	1093	684	627	980					1847							
JEFF	A	317	140	205	236	167	126	327	168	229	308					502							
	B	310	160	210	292	143	122	349	175	229	306					539							
	C	375	162	267	331	157	170	374	213	245	354					614							
		1002	462	682	859	467	418	1050	556	703	968					1655							
LOCK		43	21	37	27	33	27	38	31	24	42					77							
		43	21	37	27	33	27	38	31	24	42					77							
MAD	A	246	97	189	190	146	100	278	150	165	219					412							
	B	300	144	212	232	182	126	318	201	175	273					486							
	C	323	147	216	246	191	162	311	227	176	305					520							
	D	281	146	197	196	188	147	257	233	141	293					455							
	E	177	81	115	131	93	64	181	100	110	149					270							
	F	312	137	208	182	196	181	231	223	149	304					450							
	G	230	108	157	135	162	130	186	153	128	228					342							
	H	265	131	168	171	162	139	232	169	152	258					415							
		2144	991	1462	1483	1320	1049	1994	1456	1196	2029					3350							
MAR CL		191	95	127	164	93	93	169	142	100	171					298							
		191	95	127	164	93	93	169	142	100	171					298							
MIFF	A	173	120	122	115	158	182	101	163	95	207					324							
	B	152	71	119	105	101	106	118	116	88	161					243							
		325	191	241	220	259	288	219	279	183	368					567							
MIN PK		393	191	245	356	177	183	378	268	210	368					641							
		393	191	245	356	177	183	378	268	210	368					641							

* - OFFICIAL RESULTS - *

* - GENERAL ELECTION - NOVEMBER 3, 1998 - FRANKLIN COUNTY, OHIO - *

	JUDGE OF THE COURT OF APPEALS (F.T.C.1-1-99) (Vote for 1)		JUDGE OF THE COURT OF APPEALS (F.T.C.1-3-99) (Vote for 1)		CHIEF JUSTICE OF THE SUPREME COURT (F.T.C.1-1-99) (Vote for 1)		COUNTY COMMISSIONER (F.T.C.1-1-99) (Vote for 1)		JUDGE OF THE COURT OF APPEALS (F.T.C.2-9-99) (Vote for 1)		JUDGE OF THE CT OF COM PLEA (DOM REL DIV) (F.T.C.1-5-99) (Vote for 1)		STATE REPRESENTATIVE (27TH DIST) (Vote for 1)		TOTAL VOTE
							(DEM)	(REP)					(DEM)	(REP)	
	D A N S A L E R	D E N S A L E R	S A N D R A S O N	S B U R O W N N	T H O Y M A R S	G A Y R A C K	J F U F R	D S E T W O K E S	J K O E H N N E D Y	J M A A M S O N	Y B R O W N	M C G E E	J O O T I L	E T H O M A S	
NEW AL	A 225	208	100	165	170	140	83	254	122	160	207			377	
	B 262	262	110	130	183	87	62	244	115	144	182			341	
	C 262	262	140	148	223	95	105	286	168	152	272			438	
	695	695	350	443	576	322	250	784	405	456	661			1156	
NOR	A 344	318	183	203	285	145	118	356	205	203	324			529	
	B 276	276	115	242	278	132	104	340	168	209	294			490	
	C 211	211	135	165	228	118	113	267	142	181	252			421	
	D 211	211	87	143	166	94	71	219	117	128	178			313	
	1149	1149	520	753	957	489	406	1182	632	721	1048			1753	
OBETZ	A 131	186	79	89	96	99	88	130	114	67	130			260	
	B 163	163	96	119	113	144	129	158	145	94	186			320	
	C 480	480	91	109	118	106	100	143	132	83	171			283	
	480	480	266	317	327	349	317	431	391	244	487			863	
PERRY	A 377	331	173	245	267	250	131	395	212	231	338			586	
	B 135	135	155	225	291	156	132	334	176	217	298	111	367	512	
	C 302	302	49	96	112	53	66	117	61	100	124			201	
	D 1145	1145	168	176	229	163	104	291	181	181	283			454	
	1145	1145	545	742	899	622	433	1137	630	729	1043	111	367	1753	
PLAIN	A 154	172	72	114	134	81	70	173	84	117	153			275	
	B 218	218	73	124	135	100	99	168	92	117	164			297	
	C 544	544	91	163	165	124	80	244	115	150	206			355	
	544	544	236	401	434	305	249	585	291	384	523			927	
PLEAS	A 216	254	115	131	163	123	104	225	138	133	204			374	
	B 250	250	120	172	196	146	100	292	147	156	243			448	
	C 315	315	117	170	204	140	122	260	154	146	224			433	
	D 235	235	148	199	245	184	123	347	199	187	296			540	
	E 151	151	95	172	197	119	105	253	150	145	212			398	
	F 1421	1421	78	98	88	118	94	130	90	95	156			260	
	1421	1421	673	942	1093	830	648	1507	878	862	1335			2453	
PRAIR	A 186	320	78	117	171	54	67	195	100	109	173			284	
	B 264	264	134	219	222	193	180	289	220	158	302			534	
	C 347	347	131	164	165	168	122	250	181	135	253			429	
	D 239	239	154	235	226	223	169	324	206	220	331			429	
	E 290	290	116	161	175	135	102	252	152	130	246			393	
	F 254	254	142	192	194	182	152	262	186	165	281			470	
	G 202	202	123	177	214	119	115	258	152	158	244			426	
	H 275	275	96	136	141	127	102	186	128	117	199			319	
	I 177	177	140	191	199	180	180	228	205	151	281			471	
	J 177	177	92	113	99	128	128	129	128	84	172			282	
	K 180	180	97	111	148	88	76	182	115	103	172			288	
	L 2911	2911	70	127	154	73	81	164	106	104	172			266	
	2911	2911	1373	1943	2108	1670	1474	2719	1879	1634	2826			4707	

* - OFFICIAL RESULTS - *

* - GENERAL ELECTION - NOVEMBER 3, 1998 - FRANKLIN COUNTY, OHIO - *

	JUDGE OF THE COURT OF APPEALS (F.T.C.1-1-99) (Vote for 1)		JUDGE OF THE COURT OF APPEALS (F.T.C.1-3-99) (Vote for 1)		CHIEF JUSTICE OF THE SUPREME COURT (F.T.C.1-1-99) (Vote for 1)		COUNTY COMMISSIONER (F.T.C.1-1-99) (Vote for 1)		JUDGE OF THE COURT OF APPEALS (F.T.C.2-9-99) (Vote for 1)		JUDGE OF THE CT OF COM PLEA (DOM REL DIV.) (F.T.C.1-5-99) (Vote for 1)		STATE REPRESENTATIVE (27TH DIST) (Vote for 1)		TOTAL VOTE
							(DEM) (REP)						(DEM) (REP)		
	D A N S A H A L A R	D E N S A H A L A R	S A N D R R A S O N	S B U R O W N N	T H O M A S	G Y A R C K	J E F F R	D E T O K E S	J O H N P E D Y	J A M E S W	Y V E T T E	B R O W N	M C G E E	J O E L	
REYNS 1-	A 328	143	221	253	149	159	289	221	168	304					
	B 391	147	292	309	179	174	367	216	250	368					
	C 145	65	97	107	66	70	119	83	75	139					
	D 246	115	179	207	127	137	238	145	167	253					
	E 298	147	207	255	139	153	285	205	176	296					
	1408	617	986	1129	660	693	1298	870	836	1360					2252
REYNS 2-	A 267	89	190	199	122	102	256	144	167	248					
	B 186	110	118	144	120	119	168	122	108	205					
	C 173	66	138	129	98	81	154	91	118	167					
	D 258	130	156	199	136	144	210	179	129	240					
	E 237	102	170	171	122	114	193	145	140	229					
	F 238	108	178	204	125	122	213	150	142	227					
	1359	605	950	1046	723	682	1194	831	804	1316					2110
REYNS 3-	A 280	115	209	223	156	137	276	150	200	271					
	B 319	125	232	250	136	130	282	170	209	283					
	C 314	127	219	262	136	136	294	185	189	288					
	D 274	123	190	214	135	137	249	188	151	269					
	1187	490	850	949	563	540	1101	693	749	1111					1831
REYNS 4-	A 181	88	125	133	104	102	153	117	110	192					
	B 167	86	105	140	66	102	134	105	95	159					
	C 257	115	188	184	147	123	228	157	152	244					
	D 239	94	187	201	116	114	231	154	157	236					
	E 114	48	79	90	50	59	95	69	66	112					
	958	431	684	748	483	500	841	602	580	943					1462
RIVERL	A 146	79	99	128	72	76	128	86	94	146			67	146	237
	B 146	79	99	128	72	76	128	86	94	146			67	146	237
SHARON	A 287	134	185	206	162	152	234	171	156	267					
	B 268	141	183	215	144	157	226	170	169	262			145	257	426
	550	275	368	421	306	309	460	341	325	529			145	257	452
TRURO	A 57	24	39	42	27	24	53	30	39	51					
	B 196	105	114	156	85	101	160	126	96	179					84
	253	129	153	198	112	125	213	156	135	230					292
UP ARL 1-	A 318	147	202	279	128	161	281	194	185	295					
	B 314	172	194	287	123	154	267	178	191	294					
	C 244	101	169	226	96	79	246	148	143	228					
	D 220	103	145	197	78	87	213	127	131	191					
	E 329	174	214	303	126	135	335	177	230	289					
	F 294	127	202	282	82	90	289	146	192	251					
	1719	824	1126	1574	633	706	1631	970	1072	1548					2662

* - OFFICIAL RESULTS - *

* - GENERAL ELECTION - NOVEMBER 3, 1998 - FRANKLIN COUNTY, OHIO - *

	JUDGE OF THE COURT OF APPEALS (F.T.C.1-1-99) (Vote for 1)		JUDGE OF THE COURT OF APPEALS (F.T.C.1-3-99) (Vote for 1)		CHIEF JUSTICE OF THE SUPREME COURT (F.T.C.1-1-99) (Vote for 1)		COUNTY COMMISSIONER (F.T.C.1-1-99) (Vote for 1)		JUDGE OF THE COURT OF APPEALS (F.T.C.2-9-99) (Vote for 1)		JUDGE OF THE CT OF COM PLEA (DOM REL DIV.) (F.T.C.1-5-99) (Vote for 1)		STATE REPRESENTATIVE (27TH DIST) (Vote for 1)		TOTAL VOTE
							(DEM) (REP)						(DEM) (REP)		
	D A N A L A R	D E S A H L E R	S A N D R A S O N	S B S O W N N	T H O M A S	G T R A Y K	J F F R	D S W O K E S	J O H N P D Y	J A M E S O N	Y B R O W N	M C G E E	J O O T L	E T H O M A S	
UP ARL 2-	A 339	158	172	213	314	109	112	327	199	195	325				517
	B 158	336	57	119	157	36	34	177	77	102	126				234
	C 377	377	141	236	286	126	118	320	169	222	268				479
	D 262	262	189	239	353	114	146	366	205	227	309				578
	E 262	262	89	202	225	95	98	256	133	172	232				394
	1472		648	1009	1335	480	508	1446	783	918	1260				2202
UP ARL 3-	A 343	239	148	235	309	110	114	351	180	228	281				524
	B 351	379	85	180	198	98	110	217	132	146	207				381
	C 379	251	150	240	301	101	148	298	211	196	295				498
	D 251	1563	157	280	303	160	149	361	201	253	335				560
	E 1563		100	174	214	90	117	218	140	152	220				368
	1563		640	1109	1325	559	638	1445	864	975	1338				2331
UP ARL 4-	A 274	337	128	179	211	120	111	255	161	158	259				422
	B 332	264	171	213	286	112	147	295	162	222	305				497
	C 264	355	160	220	244	158	162	284	167	214	302				498
	D 355	1562	126	186	240	110	113	255	156	170	250				404
	E 1562		131	274	295	146	127	334	188	218	307				520
	1562		716	1072	1276	646	660	1423	834	982	1423				2341
UP ARL 5-	A 378	398	129	297	309	126	140	325	190	226	322				521
	B 314	272	134	311	354	111	110	377	168	275	337				530M
	C 231	324	120	244	284	108	113	310	152	226	283				461
	D 324	1917	105	225	255	74	93	273	141	181	219				404
	E 1917		100	166	214	67	78	232	111	155	191				338
	F 324		118	255	298	92	106	305	143	227	288				461
	1917		706	1498	1714	578	640	1822	905	1290	1640				2715
UP ARL 6-	A 375	346	161	292	345	127	136	350	206	245	323				547
	B 317	252	112	271	285	119	120	308	162	221	302				465
	C 317	332	94	266	268	98	98	290	139	218	266				434
	D 332	2264	89	210	258	64	77	268	107	187	233				377
	E 317	2264	138	232	305	74	98	297	164	193	276				442
	F 331	2264	96	263	284	91	66	331	127	219	276				423
	G 332	2264	128	278	314	95	102	334	185	210	291				490
	2264		818	1812	2059	668	697	2178	1090	1493	1967				3178
URB'ST	58		40	44	35	60	79	29	63	22	82				124
	58		40	44	35	60	79	29	63	22	82				124
V'VIEW	112		48	85	91	71	69	108	84	57	110				192
	112		48	85	91	71	69	108	84	57	110				192
WASH	238		99	179	183	128	91	245	131	164	236				376
	238		99	179	183	128	91	245	131	164	236				376

* - OFFICIAL RESULTS - *

* - GENERAL ELECTION - NOVEMBER 3, 1998 - FRANKLIN COUNTY, OHIO - *

	JUDGE OF THE COURT OF APPEALS (F.T.C.1-1-99) (Vote for 1)		JUDGE OF THE COURT OF APPEALS (F.T.C.1-3-99) (Vote for 1)		CHIEF JUSTICE OF THE SUPREME COURT (F.T.C.1-1-99) (Vote for 1)		COUNTY COMMISSIONER (F.T.C.1-1-99) (Vote for 1)		JUDGE OF THE COURT OF APPEALS (F.T.C.2-9-99) (Vote for 1)		JUDGE OF THE CT OF COM PLEA (DOM REL DIV.) (F.T.C.1-5-99) (Vote for 1)		STATE REPRESENTATIVE (27TH DIST) (Vote for 1)		TOTAL VOTE
							(DEM)	(REP)					(DEM)	(REP)	
	D A N A A L E R	D E S A N H L E R	S A N D R E A J N	S B U R O W N N	T H O M A S	G T A Y R A C K	J E F F R	D E S W O K E S	J O H N P E D Y	J A M M E S O N	Y B E O W T N	M C G E E	J O O T I L	E T H O M A S	
WESTV 1-	A 272	105	183	216	123	120	247	158	149	243					413M
	B 236	99	170	192	109	98	231	135	147	217					373
	C 252	99	181	210	117	121	239	160	144	234					399
	D 249	100	199	184	144	110	259	145	166	246					416
	E 247	100	171	213	97	97	250	149	141	245					389
	1256	503	904	1015	590	546	1226	747	747	1185					1990
WESTV 2-	A 309	115	220	273	104	89	327	152	198	285					478
	B 360	143	257	304	138	115	372	186	236	333					523
	C 265	99	189	218	108	96	266	145	161	263					413
	D 260	120	169	238	92	87	279	134	169	228					398
	E 370	147	266	311	162	131	370	209	240	336					562
	F 330	130	251	293	145	143	339	198	206	303					542
	1894	754	1352	1637	749	661	1953	1024	1210	1748					2916
WESTV 3-	A 249	101	196	197	116	105	236	152	153	240					389
	B 234	114	142	190	93	99	217	134	142	220					341
	C 207	82	132	162	88	82	191	101	128	196					312
	D 235	101	163	203	104	125	207	150	140	229					371
	E 122	66	75	92	71	59	120	66	84	118					218
	1047	464	708	844	472	470	971	603	647	1003					1631
WESTV 4-	A 276	119	182	254	100	94	279	150	175	250					413
	B 320	131	220	266	145	128	306	174	208	298					492
	C 292	132	180	236	109	94	288	149	182	271					429
	D 329	120	226	273	128	116	333	182	198	290					495
	1217	502	808	1029	482	432	1206	655	763	1109					1829
WESTV 5-	A 240	108	165	204	115	137	219	141	150	236					387
	B 174	82	114	128	98	106	140	117	100	172					274
	C 243	104	175	210	106	113	232	125	167	213					378
	D 247	92	182	194	124	95	257	138	165	227					400
	E 322	144	225	283	146	136	316	185	212	296					513
	1226	530	861	1019	589	587	1164	706	794	1144					1952
WHALL 1-	A 148	79	97	94	99	105	96	104	83	156					224
	B 183	85	138	128	116	126	131	114	122	187					287
	C 260	117	190	191	160	146	242	163	183	257					425
	591	281	425	413	375	377	469	381	388	600					936
WHALL 2-	A 192	96	140	138	118	103	169	120	136	196					296
	B 235	102	154	163	128	113	204	143	144	223					350
	C 203	102	132	150	120	165	126	151	113	205					320
	630	300	426	451	366	381	499	414	393	624					966
WHALL 3-	A 196	73	156	145	106	98	182	121	132	189					299
	B 203	113	133	139	124	106	191	120	140	203					319
	C 154	82	101	102	104	96	125	102	97	162					244
	D 231	130	156	170	156	151	192	152	158	233					378
	784	398	546	556	490	451	690	495	527	787					1240

* - OFFICIAL RESULTS - *

* - GENERAL ELECTION - NOVEMBER 3, 1998 - FRANKLIN COUNTY, OHIO - *

		JUDGE OF THE COURT OF APPEALS (F.T.C.1-1-99) (Vote for 1)	JUDGE OF THE COURT OF APPEALS (F.T.C.1-3-99) (Vote for 1)		CHIEF JUSTICE OF THE SUPREME COURT (F.T.C.1-1-99) (Vote for 1)		COUNTY COMMISSIONER (F.T.C.1-1-99) (Vote for 1)		JUDGE OF THE COURT OF APPEALS (F.T.C.2-9-99) (Vote for 1)		JUDGE OF THE CT OF COM PLEA (DOM REL DIV.) (F.T.C.1-5-99) (Vote for 1)	STATE REPRESENTATIVE (27TH DIST) (Vote for 1)		TOTAL VOTE	
			S A N D	S B U R O	T M O Y	G T A Y	J F U E	D S E T O	J K E H	J M A M	Y B R O W	J M O O	E T H O		
		D E S A N D	A N D E R S O N	S U R O W N	H O Y M A R S	A Y A R Y K	F F R F R	E T O W E K E S	N N E D Y	A M S O N S N	E T W N	E T I L	H O M A S		
							(DEM)	(REP)				(DEM)	(REP)		
WHALL 4-	A	209	109	155	179	125	141	186	143	155	230			361	
	B	227	126	135	157	128	132	178	153	128	229			332	
	C	272	131	183	195	156	176	215	182	158	292			421	
		708	366	473	531	409	449	579	478	441	751			1114	
WORTH 1-	A	260	151	151	208	139	155	219	162	160	248	143	247	418	
	B	371	180	240	309	166	161	327	194	242	340	137	369	543	
	C	349	162	211	304	124	134	323	169	237	298	119	352	498	
	D	212	119	111	163	95	71	203	121	119	193	79	208	310	
		1192	612	713	984	524	521	1072	646	758	1079	478	1176	1769	
WORTH 2-	A	234	123	156	187	142	157	202	171	125	235	153	223	413	
	B	245	153	140	191	150	169	193	166	148	265	173	206	406	
	C	343	157	216	270	183	187	284	206	186	340	187	299	540	
		822	433	512	648	475	513	679	543	459	840	513	728	1359	
WORTH 3-	A	326	159	206	266	161	141	303	165	224	306	126	321	499	
	B	347	161	234	298	173	163	339	192	220	316	151	356	557	
	C	273	103	192	198	153	106	270	122	182	253	99	292	421	
	D	223	93	151	185	89	86	198	124	135	197	84	208	305	
		1169	516	783	947	576	496	1110	603	761	1072	460	1177	1782	
WORTH 4-	A	266	133	174	198	157	150	231	167	168	265	146	249	424	
	B	318	157	182	238	145	147	264	182	178	294	139	274	450	
	C	244	104	162	214	104	104	236	149	145	239	88	257	372	
	D	151	64	104	127	60	56	139	79	99	126	55	146	221	
		979	458	622	777	466	457	870	577	590	924	428	926	1467	

* - OFFICIAL RESULTS - *

* - GENERAL ELECTION - NOVEMBER 3, 1998 - FRANKLIN COUNTY, OHIO - *

	JUDGE OF THE COURT OF APPEALS (F.T.C.1-1-99) (Vote for 1)		JUDGE OF THE COURT OF APPEALS (F.T.C.1-3-99) (Vote for 1)		CHIEF JUSTICE OF THE SUPREME COURT (F.T.C.1-1-99) (Vote for 1)		COUNTY COMMISSIONER (F.T.C.1-1-99) (Vote for 1)		JUDGE OF THE COURT OF APPEALS (F.T.C.2-9-99) (Vote for 1)		JUDGE OF THE CT OF COM PLEA (DOM REL DIV.) (F.T.C.1-5-99) (Vote for 1)		STATE REPRESENTATIVE (27TH DIST) (Vote for 1)		TOTAL VOTE
							(DEM)	(REP)					(DEM)	(REP)	
	D A N S H A L E R	D E N S H A L E R	S A N D R E R A S O N J N	S B U R S O N N	T H O M O M E R A S	G Y A R A Y C K	J F U F R	D S E T W O K E Y S R	J K E H N N E P D Y	J M A M S O N S N W	Y B R O W N T E M C G E E	J M O O T I L	E T H O M A S		
** RECAP **															
BEXLEY 1-	774		434	473	699	334	441	652	418	618	761				1232
BEXLEY 2-	800		445	517	655	404	445	670	416	677	797				1282
BEXLEY 3-	876		454	574	699	442	531	716	491	663	870				1414
BEXLEY 4-	721		372	443	541	356	444	546	403	523	731				1118
	3171		1705	2007	2594	1536	1861	2584	1728	2481	3159	0	0		5046
BLEND -	1523		647	1042	1162	746	644	1430	879	923	1439				2312
	1523		647	1042	1162	746	644	1430	879	923	1439	0	0		2312
BROWN -	490		201	363	388	248	186	556	283	311	453				818
	490		201	363	388	248	186	556	283	311	453	0	0		818
CAN W -	810		378	559	677	380	311	894	526	474	764				1313
	810		378	559	677	380	311	894	526	474	764	0	0		1313
CLINT -	556		271	397	414	339	361	456	439	289	548	0	0		925
	556		271	397	414	339	361	456	439	289	548	0	0		925
COLS 01-	634		358	419	407	453	513	427	525	313	661				1022
COLS 02-	1345		744	838	988	748	975	923	1031	666	1372				2082
COLS 03-	741		462	541	451	659	833	364	753	321	962				1338
COLS 04-	496		382	350	276	544	741	175	616	190	755				1056
COLS 05-	481		395	376	228	724	906	131	673	185	888				1228
COLS 06-	950		921	552	467	1192	1481	326	1326	301	1652				2167
COLS 07-	600		611	399	305	785	1051	172	839	226	1089				1495
COLS 08-	770		456	491	600	461	607	549	664	375	802				1307
COLS 09-	339		174	250	213	246	219	289	295	155	366				544
COLS 10-	3352		1540	2154	2625	1550	1642	2980	2081	1848	3358				5150
COLS 11-	1250		617	834	877	777	678	1070	917	657	1214				1890
COLS 12-	468		307	294	303	380	548	202	470	197	555				859
COLS 13-	345		314	285	164	494	615	120	504	146	631				910
COLS 14-	896		557	531	671	560	945	489	800	410	1000				1592
COLS 15-	423		233	264	335	222	284	330	284	247	430	286	335		675

* - OFFICIAL RESULTS - *

* - GENERAL ELECTION - NOVEMBER 3, 1998 - FRANKLIN COUNTY, OHIO - *

COLS	JUDGE OF THE COURT OF APPEALS (F.T.C.1-1-99) (Vote for 1)	JUDGE OF THE COURT OF APPEALS (F.T.C.1-3-99) (Vote for 1)		CHIEF JUSTICE OF THE SUPREME COURT (F.T.C.1-1-99) (Vote for 1)		COUNTY COMMISSIONER (F.T.C.1-1-99) (Vote for 1)		JUDGE OF THE COURT OF APPEALS (F.T.C.2-9-99) (Vote for 1)		JUDGE OF THE CT OF COM PLEA (DOM REL DIV.) (F.T.C.1-5-99) (Vote for 1)	STATE REPRESENTATIVE (27TH DIST) (Vote for 1)		TOTAL VOTE
	D A N A L E R	S A N D R A S O N J N	S B R O W N N	T H O M A S J	G T A R A Y C K	J E F F R	D S E T O W E R E Y E S R	J O H N N E D Y	J A M E S O N	Y B R O W N M C C E R	J O O T I L	E T H O M A S	
COLS 16-	556	335	323	400	356	561	307	416	297	586			989
COLS 17-	681	672	469	340	951	1227	211	1027	224	1231			1698
COLS 18-	1263	759	738	902	836	1221	762	1007	632	1360	1328	725	2191
COLS 19-	2427	1337	1508	1958	1425	1771	1908	1821	1347	2453	1972	1906	4180
COLS 20-	960	548	582	748	552	805	650	761	472	1007	912	622	1652
COLS 21-	1955	976	1278	1621	1011	1137	1685	1357	1110	1902	1231	1723	3220
COLS 22-	2272	1105	1558	1843	1205	1235	2006	1592	1285	2160	1340	1977	3653
COLS 23-	867	475	626	601	630	712	626	763	438	1006			1536
COLS 24-	939	560	638	614	712	782	645	791	462	1042	803	606	1585
COLS 25-	1127	1047	833	602	1505	1926	357	1616	414	2010			2672
COLS 26-	488	379	347	288	529	659	238	557	228	724			1055
COLS 27-	1304	743	892	1003	800	1033	935	967	851	1413			2196
COLS 28-	1477	1048	1004	938	1341	1732	774	1595	647	2133			2820
COLS 29-	533	367	355	343	472	500	406	518	244	595			1049
COLS 30-	1358	675	812	1119	644	696	1166	928	735	1295	637	1253	2059
COLS 31-	780	450	570	537	612	680	563	736	360	958			1357
COLS 32-	1056	533	707	738	672	589	937	756	588	1030			1665
COLS 33-	1441	783	871	1073	787	1142	958	1045	744	1489			2353
COLS 34-	1406	784	918	1080	830	981	1092	1093	746	1516			2292
COLS 35-	766	623	512	407	888	1214	212	1004	250	1255			1639
COLS 36-	1465	641	1019	991	856	732	1275	997	762	1424			2191
COLS 37-	735	367	512	499	484	442	639	544	387	747			1227
COLS 38-	502	312	330	362	354	412	364	446	251	553			866
COLS 39-	269	152	162	213	142	256	170	190	140	281			483
COLS 40-	412	220	240	284	224	414	213	261	214	414			711
COLS 41-	344	157	187	268	120	252	226	200	173	346			543
COLS 42-	777	429	532	545	502	630	542	614	406	850			1330
COLS 43-	1124	603	773	834	700	700	936	862	612	1130	711	943	1794

* - OFFICIAL RESULTS - *

* - GENERAL ELECTION - NOVEMBER 3, 1998 - FRANKLIN COUNTY, OHIO - *

COLS	JUDGE OF THE COURT OF APPEALS (F.T.C.1-1-99) (Vote for 1)	JUDGE OF THE COURT OF APPEALS (F.T.C.1-3-99) (Vote for 1)		CHIEF JUSTICE OF THE SUPREME COURT (F.T.C.1-1-99) (Vote for 1)		COUNTY COMMISSIONER (F.T.C.1-1-99) (Vote for 1)		JUDGE OF THE COURT OF APPEALS (F.T.C.2-9-99) (Vote for 1)		JUDGE OF THE CT OF COM PLEA (DOM REL DIV.) (F.T.C.1-5-99) (Vote for 1)		STATE REPRESENTATIVE (27TH DIST) (Vote for 1)		TOTAL VOTE	
	D E N I S H A L E R	S A N D E R S O N J N	S B U R O W N N	T H O M A S J	G T Y R A C K Y K	J E F F R	D S E T W O K E S R	J O H N N E D P Y	J A M E S O N S N W	Y B R O W N T E M C G E E	J O O T I L	E T H O M A S			
													(DEM)		(REP)
COLS 44-	1919	1087	1310	1310	1325	1701	1192	1621	909	2355				3208	
COLS 45-	2387	1156	1591	1836	1204	1505	1830	1656	1286	2528				3668	
COLS 46-	2405	1184	1580	1963	1157	1404	1920	1562	1440	2427				3645	
COLS 47-	1183	646	837	908	809	956	900	957	674	1316				2058	
COLS 48-	981	671	673	662	828	1094	527	1029	424	1347				1843	
COLS 49-	1225	621	864	857	799	798	1001	961	626	1258				2006	
COLS 50-	578	443	425	332	653	830	269	709	226	896				1267	
COLS 51-	636	573	446	361	768	1002	243	852	235	1081				1446	
COLS 52-	1748	877	1201	1343	1020	1245	1275	1344	884	1895				2809	
COLS 53-	2046	939	1406	1669	963	1067	1749	1335	1162	2052				3159	
COLS 54-	1378	657	972	1081	761	850	1111	1046	739	1435				2231	
COLS 55-	571	452	392	352	563	810	215	663	253	865				1148	
COLS 56-	1344	1076	912	781	1450	1786	623	1617	503	2074				2773	
COLS 57-	2167	941	1490	1623	1042	1096	1903	1344	1206	2126				3314	
COLS 58-	2197	1024	1498	1554	1249	1148	1910	1569	1081	2186				3412	
COLS 59-	1301	551	945	1131	535	651	1188	802	780	1260	667	1189		2056	
COLS 60-	1989	943	1281	1752	754	803	1873	1206	1128	1864	826	1898		3003	
COLS 61-	900	456	628	721	442	555	723	619	526	941				1421	
COLS 62-	1948	934	1259	1476	973	1107	1648	1289	1069	2054				3060	
COLS 63-	2534	1059	1761	2089	1003	1070	2310	1507	1453	2374	24	66		3806	
COLS 64-	1864	745	1337	1602	679	753	1772	1048	1100	1736				2877	
COLS 65-	1685	708	1159	1288	812	750	1546	1010	946	1644				2587	
COLS 66-	1270	599	829	1025	603	652	1113	855	716	1268				1974	
COLS 67-	2755	1166	1899	2066	1384	1274	2529	1773	1445	2660				4284	
COLS 68-	595	343	384	460	358	485	399	464	327	688				960	
COLS 69-	2313	948	1533	1928	906	924	2206	1319	1348	2163				3499	
COLS 70-	1485	672	1038	1282	673	733	1323	915	917	1348	720	1355		2290	
COLS 71-	2508	1101	1585	2028	1038	1115	2260	1471	1416	2500				3785	

* - OFFICIAL RESULTS - *

* - GENERAL ELECTION - NOVEMBER 3, 1998 - FRANKLIN COUNTY, OHIO - *

	JUDGE OF THE COURT OF APPEALS (F.T.C.1-1-99) (Vote for 1)		JUDGE OF THE COURT OF APPEALS (F.T.C.1-3-99) (Vote for 1)		CHIEF JUSTICE OF THE SUPREME COURT (F.T.C.1-1-99) (Vote for 1)		COUNTY COMMISSIONER (F.T.C.1-1-99) (Vote for 1)		JUDGE OF THE COURT OF APPEALS (F.T.C.2-9-99) (Vote for 1)		JUDGE OF THE CT OF COM PLEA (DOM REL DIV) (F.T.C.1-5-99) (Vote for 1)		STATE REPRESENTATIVE (27TH DIST) (Vote for 1)		TOTAL VOTE	
	D A N A H L E R	D E S H M E R	S A N D R A J N	S B R O W N N	T H O M A S J	G T Y A R C K	J F U R F R	D E T W O K E S R	J O H N N E D Y	J A M E S O N W	Y B V R O W N T E M C C E E	J O O T I L	E T H O M A S	(DEM)		(REP)
COLS 72-	1734		786	1114	1420	781	630	1717	1022	998	1599			6	10	2626
COLS 73-	2023		856	1413	1648	849	919	1850	1217	1172	1986					3052
COLS 74-	1829		744	1234	1505	746	764	1793	1089	1058	1781					2966
	93872		50109	62870	70114	57062	66956	72268	72113	49303	102352			11463	14608	156554
DUBLIN 1-	1935		828	1252	1692	671	579	2150	1131	1139	1803					3092
DUBLIN 2-	1474		618	979	1240	555	549	1466	838	851	1365					2295
DUBLIN 3-	376		159	242	345	101	96	409	213	219	329					543
DUBLIN 4-	1724		723	1082	1509	538	500	1821	990	941	1628					2720
	5509		2328	3555	4786	1865	1724	5846	3172	3150	5125			0	0	8650
FRANK -	1370		674	993	958	949	840	1238	1051	727	1372					2376
	1370		674	993	958	949	840	1238	1051	727	1372			0	0	2376
GAH 1-	1582		710	1102	1204	837	826	1407	939	1026	1635					2600
GAH 2-	1474		643	1057	1171	728	735	1372	875	948	1548					2451
GAH 3-	1785		796	1217	1418	861	857	1674	1027	1186	1819					2927
GAH 4-	2217		1055	1425	1854	960	934	2161	1291	1436	2200					3587
	7058		3204	4801	5647	3386	3352	6614	4132	4596	7202			0	0	11565
GR CTY 1-	1006		442	700	763	533	439	957	615	577	955					1612
GR CTY 2-	966		435	684	718	540	435	918	631	549	926					1558
GR CTY 3-	2303		994	1573	1814	1093	878	2362	1345	1344	2103					3792
GR CTY 4-	1355		595	912	1057	693	607	1291	861	760	1244					2216
	5630		2466	3869	4352	2859	2359	5528	3452	3230	5228			0	0	9178
GRANDV -	1649		876	1064	1263	949	1076	1336	1155	941	1623					2752
	1649		876	1064	1263	949	1076	1336	1155	941	1623			0	0	2752
GRVPT -	690		310	464	468	417	354	655	467	404	659					1155
	690		310	464	468	417	354	655	467	404	659			0	0	1155
HAMIL -	832		492	494	564	564	501	736	659	394	827					1435
	832		492	494	564	564	501	736	659	394	827			0	0	1435
HAR'RG	69		31	53	48	47	44	67	40	49	66					129
	69		31	53	48	47	44	67	40	49	66			0	0	129

* - OFFICIAL RESULTS - *

* - GENERAL ELECTION - NOVEMBER 3, 1998 - FRANKLIN COUNTY, OHIO - *

	JUDGE OF THE COURT OF APPEALS (F.T.C.1-1-99) (Vote for 1)		JUDGE OF THE COURT OF APPEALS (F.T.C.1-3-99) (Vote for 1)		CHIEF JUSTICE OF THE SUPREME COURT (F.T.C.1-1-99) (Vote for 1)		COUNTY COMMISSIONER (F.T.C.1-1-99) (Vote for 1)		JUDGE OF THE COURT OF APPEALS (F.T.C.2-9-99) (Vote for 1)		JUDGE OF THE CT OF COM PLEA (DOM REL DIV.) (F.T.C.1-5-99) (Vote for 1)		STATE REPRESENTATIVE (27TH DIST) (Vote for 1)		TOTAL VOTE
	(DEM)	(REP)	(DEM)	(REP)	(DEM)	(REP)	(DEM)	(REP)	(DEM)	(REP)	(DEM)	(REP)	(DEM)	(REP)	
** RECAP **	D A N A H L A E R	S A N D R A S O N	S B R O W N	T H O M A S	G A R R Y C K	J E F F R	D E T W O K E S	J O H N P E D D Y	J A M E S O N	Y B R O W N	J O E T I L	E T H O M A S			
HILL 1-	876	386	575	736	335	366	863	468	539	836					1379
HILL 2-	1213	514	782	1035	459	430	1246	643	737	1146					1858
HILL 3-	898	421	623	670	474	458	815	556	507	875					1413
HILL 4-	1176	474	803	985	456	454	1172	662	696	1095					1812
	4163	1795	2783	3426	1724	1708	4096	2329	2479	3952	0	0			6462
JACK -	1033	510	711	790	653	508	1093	684	627	980					1847
	1033	510	711	790	653	508	1093	684	627	980	0	0			1847
JEFF -	1002	462	682	859	467	418	1050	556	703	968					1655
	1002	462	682	859	467	418	1050	556	703	968	0	0			1655
LOCK	43	21	37	27	33	27	38	31	24	42					77
	43	21	37	27	33	27	38	31	24	42	0	0			77
MAD -	2144	991	1462	1483	1320	1049	1994	1456	1196	2029					3350
	2144	991	1462	1483	1320	1049	1994	1456	1196	2029	0	0			3350
MAR CL	191	95	127	164	93	93	169	142	100	171					298
	191	95	127	164	93	93	169	142	100	171	0	0			298
MIFF -	325	191	241	220	259	288	219	279	183	368					567
	325	191	241	220	259	288	219	279	183	368	0	0			567
MIN PK	393	191	245	356	177	183	378	268	210	368					641
	393	191	245	356	177	183	378	268	210	368	0	0			641
NEW AL -	695	350	443	576	322	250	784	405	456	661					1156
	695	350	443	576	322	250	784	405	456	661	0	0			1156
NOR -	1149	520	753	957	489	406	1182	632	721	1048					1753
	1149	520	753	957	489	406	1182	632	721	1048	0	0			1753
OBETZ -	480	266	317	327	349	317	431	391	244	487					863
	480	266	317	327	349	317	431	391	244	487	0	0			863
PERRY -	1145	545	742	899	622	433	1137	630	729	1043	111	367			1753
	1145	545	742	899	622	433	1137	630	729	1043	111	367			1753
PLAIN -	544	236	401	434	305	249	585	291	384	523					927
	544	236	401	434	305	249	585	291	384	523	0	0			927

* - OFFICIAL RESULTS - *

* - GENERAL ELECTION - NOVEMBER 3, 1998 - FRANKLIN COUNTY, OHIO - *

	JUDGE OF THE COURT OF APPEALS (F.T.C.1-1-99) (Vote for 1)		JUDGE OF THE COURT OF APPEALS (F.T.C.1-3-99) (Vote for 1)		CHIEF JUSTICE OF THE SUPREME COURT (F.T.C.1-1-99) (Vote for 1)		COUNTY COMMISSIONER (F.T.C.1-1-99) (Vote for 1)		JUDGE OF THE COURT OF APPEALS (F.T.C.2-9-99) (Vote for 1)		JUDGE OF THE CT OF COM PLEA (DOM REL DIV.) (F.T.C.1-5-99) (Vote for 1)		STATE REPRESENTATIVE (27TH DIST) (Vote for 1)		TOTAL VOTE
							(DEM)	(REP)					(DEM)	(REP)	
	D A N A L E R	D E S H A L E R	S A N D R E R S O N	S B U R O W N	T H O M A S	G A Y R A Y C K	J F F R	D E T W O K E S R	J O H N P D Y	J M A M S O N	Y B R O W N T W E N T E	M C G E E	J O E T I L	E T H O M A S	
** RECAP **															
PLEAS -	1421	1421	673	942	1093	830	648	1507	878	862	1335			2453	
			673	942	1093	830	648	1507	878	862	1335	0	0	2453	
PRAIR -	2911	2911	1373	1943	2108	1670	1474	2719	1879	1634	2826			4707	
			1373	1943	2108	1670	1474	2719	1879	1634	2826	0	0	4707	
REYNS 1-	1408		617	986	1129	660	693	1298	870	836	1360			2252	
REYNS 2-	1359		605	950	1046	723	682	1194	831	804	1316			2110	
REYNS 3-	1187		490	850	949	563	540	1101	693	749	1111			1831	
REYNS 4-	958		431	684	748	483	500	841	602	580	943			1462	
	4912		2143	3470	3872	2429	2415	4434	2996	2969	4730	0	0	7655	
RIVERL	146	146	79	99	128	72	76	128	86	94	146	67	146	237	
			79	99	128	72	76	128	86	94	146	67	146	237	
SHARON -	550	550	275	368	421	306	309	460	341	325	529	145	257	878	
			275	368	421	306	309	460	341	325	529	145	257	878	
TRURO -	253	253	129	153	198	112	125	213	156	135	230			376	
			129	153	198	112	125	213	156	135	230	0	0	376	
UP ARL 1-	1719		824	1126	1574	633	706	1631	970	1072	1548			2662	
UP ARL 2-	1472		648	1009	1335	480	508	1446	783	918	1260			2202	
UP ARL 3-	1563		640	1109	1325	559	638	1445	864	975	1338			2331	
UP ARL 4-	1562		716	1072	1276	646	660	1423	834	982	1423			2341	
UP ARL 5-	1917		706	1498	1714	578	640	1822	905	1290	1640			2715	
UP ARL 6-	2264	10497	818	1812	2059	668	697	2178	1090	1493	1967			3178	
			4352	7626	9283	3564	3849	9945	5446	6730	9176	0	0	15429	
URB' ST	58	58	40	44	35	60	79	29	63	22	82			124	
			40	44	35	60	79	29	63	22	82	0	0	124	
V'VIEW	112	112	48	85	91	71	69	108	84	57	110			192	
			48	85	91	71	69	108	84	57	110	0	0	192	
WASH	238	238	99	179	183	128	91	245	131	164	236			376	
			99	179	183	128	91	245	131	164	236	0	0	376	
WESTV 1-	1256		503	904	1015	590	546	1226	747	747	1185			1990	

* - OFFICIAL RESULTS - *

* - GENERAL ELECTION - NOVEMBER 3, 1998 - FRANKLIN COUNTY, OHIO - *

	JUDGE OF THE COURT OF APPEALS (F.T.C.1-1-99) (Vote for 1)		JUDGE OF THE COURT OF APPEALS (F.T.C.1-3-99) (Vote for 1)		CHIEF JUSTICE OF THE SUPREME COURT (F.T.C.1-1-99) (Vote for 1)		COUNTY COMMISSIONER (F.T.C.1-1-99) (Vote for 1)		JUDGE OF THE COURT OF APPEALS (F.T.C.2-9-99) (Vote for 1)		JUDGE OF THE CT OF COM PLEA (DOM REL DIV.) (F.T.C.1-5-99) (Vote for 1)		STATE REPRESENTATIVE (27TH DIST) (Vote for 1)		TOTAL VOTE
							(DEM)	(REP)					(DEM)	(REP)	
	D A N S H A L E R	D E N S H A L E R	S A N D R A S O N	S B U R S O N N	T H O M A S	G Y A R A Y C K	J F E R F R	D S E T W O K E Y S	J O H N N E P D Y	J M A M S O N	Y B R O W N T E	M C G E E	J O O T I L	B T H O M A S	
WESTV 2-	1894		754	1352	1637	749	661	1953	1024	1210	1748				2916
WESTV 3-	1047		464	708	844	472	470	971	603	647	1003				1631
WESTV 4-	1217		502	808	1029	482	432	1206	655	763	1109				1829
WESTV 5-	1226		530	861	1019	589	587	1164	706	794	1144				1952
	6640		2753	4633	5544	2882	2696	6520	3735	4161	6189	0	0		10318
WHALL 1-	591		281	425	413	375	377	469	381	388	600				936
WHALL 2-	630		300	426	451	366	381	499	414	393	624				966
WHALL 3-	784		398	546	556	490	451	690	495	527	787				1240
WHALL 4-	708		366	473	531	409	449	579	478	441	751				1114
	2713		1345	1870	1951	1640	1658	2237	1768	1749	2762	0	0		4256
WORTH 1-	1192		612	713	984	524	521	1072	646	758	1079	478	1176		1769
WORTH 2-	822		433	512	648	475	513	679	543	459	840	513	728		1359
WORTH 3-	1169		516	783	947	576	496	1110	603	761	1072	460	1177		1782
WORTH 4-	979		458	622	777	466	457	870	577	590	924	428	926		1467
	4162		2019	2630	3356	2041	1987	3731	2369	2568	3915	1879	4007		6377

* - OFFICIAL RESULTS - *

* - GENERAL ELECTION - NOVEMBER 3, 1998 - FRANKLIN COUNTY, OHIO - *

	JUDGE OF THE COURT OF APPEALS (F.T.C.1-1-99) (Vote for 1)		JUDGE OF THE COURT OF APPEALS (F.T.C.1-3-99) (Vote for 1)		CHIEF JUSTICE OF THE SUPREME COURT (F.T.C.1-1-99) (Vote for 1)		COUNTY COMMISSIONER (F.T.C.1-1-99) (Vote for 1)		JUDGE OF THE COURT OF APPEALS (F.T.C.2-9-99) (Vote for 1)		JUDGE OF THE CT OF COM PLEA (DOM REL DIV.) (F.T.C.1-5-99) (Vote for 1)		STATE REPRESENTATIVE (27TH DIST) (Vote for 1)		TOTAL VOTE
							(DEM)	(REP)					(DEM)	(REP)	
	D A N S H L E R	D E S A L E R	S A N D R A S O N	S B U R O S O W N	T H O M A S	G T A R Y C K	J E F F R	D E T W O K E S R	J O H N N E P D Y	K E M M E S O N	Y B E R O W N T E M C C E E	Y B E R O W N T E M C C E E	J O O E T L	E T H O M A S	
** RECAP **															
TOTALS:															
POLL TOTAL	171149		85193	115517	132216	93965	101974	145640	118122	96798	175723	13665	19385	278935	
ABSENTEE	13659		7226	9982	11459	8102	8060	12704	9633	8500	12858	1317	2090	23591	
SUBTOTAL	184808		92419	125499	143675	102067	110034	158344	127755	105298	188581	14982	21475	302526	
GRAND TOTAL	184808		92419	125499	143675	102067	110034	158344	127755	105298	188581	14982	21475	302526	

* - GENERAL ELECTION - NOVEMBER 3, 1998 - FRANKLIN COUNTY, OHIO - *

-1-

#3 PROPOSED BOND ISSUE AND TAX LEVY
GAHANNA-JEFFERSON CITY SCHOOL DISTRICT

A MAJORITY AFFIRMATIVE VOTE IS NECESSARY FOR
PASSAGE.

SHALL THE GAHANNA-JEFFERSON CITY SCHOOL
DISTRICT BE AUTHORIZED TO DO THE FOLLOWING:

(1) ISSUE BONDS FOR THE PURPOSE OF RENOVATING,
IMPROVING AND CONSTRUCTING ADDITIONS TO SCHOOL
BUILDINGS AND FACILITIES TOGETHER WITH
RELATED EQUIPMENT AND APPURTENANCES, AND
IMPROVING THE SITES THEREOF IN THE PRINCIPAL
AMOUNT OF \$20,000,000, TO BE REPAYED ANNUALLY
OVER A MAXIMUM PERIOD OF 23 YEARS, AND LEVY A
PROPERTY TAX OUTSIDE THE TEN-MILL LIMITATION,
ESTIMATED BY THE COUNTY AUDITOR TO AVERAGE
OVER THE REPAYMENT PERIOD 1.61 MILLS FOR EACH
ONE DOLLAR OF TAX VALUATION, WHICH AMOUNTS TO
\$0.161 FOR EACH \$100 OF TAX VALUATION, TO PAY
THE ANNUAL DEBT CHARGES ON THE BONDS, AND TO
PAY DEBT CHARGES ON ANY NOTES ISSUED IN
ANTICIPATION OF THOSE BONDS?
AND

(2) LEVY AN ADDITIONAL PROPERTY TAX TO PAY
CURRENT OPERATING EXPENSES AT A RATE NOT
EXCEEDING 6.3 MILLS FOR EACH ONE DOLLAR OF TAX
VALUATION, WHICH AMOUNTS TO \$0.63 FOR EACH
\$100 OF TAX VALUATION, FOR A CONTINUING PERIOD
OF TIME.

-2-

#4 PROPOSED TAX LEVY
DUBLIN CITY SCHOOL DISTRICT

A MAJORITY AFFIRMATIVE VOTE IS NECESSARY FOR
PASSAGE.

AN ADDITIONAL TAX FOR THE BENEFIT OF THE
DUBLIN CITY SCHOOL DISTRICT FOR THE PURPOSE OF
CURRENT EXPENSES AT A RATE NOT EXCEEDING 7.6
MILLS FOR EACH ONE DOLLAR OF VALUATION, WHICH
AMOUNTS TO \$0.76 FOR EACH ONE HUNDRED DOLLARS
OF VALUATION, FOR A CONTINUING PERIOD OF TIME
BEGINNING WITH THE 1998 TAX YEAR.

-3-

#5 PROPOSED TAX LEVY
GRANDVIEW HEIGHTS CITY SCHOOL DISTRICT

A MAJORITY AFFIRMATIVE VOTE IS NECESSARY FOR
PASSAGE.

AN ADDITIONAL TAX FOR THE BENEFIT OF THE
GRANDVIEW HEIGHTS CITY SCHOOL DISTRICT FOR THE
PURPOSE OF CURRENT EXPENSES AT A RATE NOT
EXCEEDING 6.7 MILLS FOR EACH ONE DOLLAR OF
VALUATION, WHICH AMOUNTS TO \$0.67 FOR EACH ONE
HUNDRED DOLLARS OF VALUATION, FOR A CONTINUING
PERIOD OF TIME BEGINNING WITH THE 1998 TAX
YEAR.

-4-

#31 PROPOSED CHARTER AMENDMENT
(PROPOSED BY INITIATIVE PETITION)
CITY OF BEXLEY

A MAJORITY AFFIRMATIVE VOTE IS NECESSARY FOR
PASSAGE.

SHALL THE CHARTER OF THE CITY OF BEXLEY BE
AMENDED BY THE ENACTMENT OF SECTION 80 TO
PROHIBIT THE CONSTRUCTION, ERECTION,
CONVERSION, ALTERATION OR FUTURE USE OF A
STRUCTURE OR ANY PORTION OF IT FROM OPERATING
AS A DRIVE-THROUGH FOOD SERVICE FACILITY, BE
ADOPTED?

SHALL SECTION 80 BE ENACTED AS AN AMENDMENT TO
THE CHARTER OF THE CITY OF BEXLEY?

-5-

#51 PROPOSED TAX LEVY (RENEWAL)
PERRY TOWNSHIP ROAD DISTRICT
(UNINCORPORATED AREA)

A MAJORITY AFFIRMATIVE VOTE IS NECESSARY FOR
PASSAGE.

A RENEWAL OF A TAX FOR THE BENEFIT OF THE
PERRY TOWNSHIP ROAD DISTRICT FOR THE PURPOSE
OF GENERAL CONSTRUCTION, RECONSTRUCTION,
RESURFACING AND REPAIR OF STREETS, ROADS AND
BRIDGES AT A RATE NOT EXCEEDING 1.5 MILLS FOR
EACH ONE DOLLAR OF VALUATION, WHICH AMOUNTS TO
\$0.15 FOR EACH ONE HUNDRED DOLLARS OF
VALUATION, FOR A PERIOD OF FIVE YEARS
BEGINNING WITH THE 1998 TAX YEAR.

-6-

#43 PROPOSED CHARTER AMENDMENT
CITY OF WHITEHALL

A MAJORITY AFFIRMATIVE VOTE IS NECESSARY FOR
PASSAGE.

SHALL SECTION 62(A) AND (C) OF THE CHARTER OF
THE CITY OF WHITEHALL, OHIO, BE AMENDED TO
CHANGE THE COMPOSITION OF THE BOARD OF CONTROL
BY REPLACING THE APPOINTED DIRECTOR OF PUBLIC
SERVICE WITH THE ELECTED CITY TREASURER?

-7-

#45 REFERENDUM ON ORDINANCE NO. 100-97
VILLAGE OF GROVEPORT
ZONING

A MAJORITY AFFIRMATIVE VOTE IS NECESSARY FOR
PASSAGE.

SHALL ORDINANCE NO. 100-97 ADOPTED BY THE
VILLAGE COUNCIL ON FEBRUARY 9, 1998 TO REZONE
14.4 ACRES LOCATED ON THE SOUTH SIDE OF MAIN
STREET FROM "COMMUNITY COMMERCIAL" (CC) TO
"PLANNED RESIDENTIAL" (PR-18), BE APPROVED?

-8-

#42 PROPOSED CHARTER AMENDMENT
CITY OF UPPER ARLINGTON

A MAJORITY AFFIRMATIVE VOTE IS NECESSARY FOR
PASSAGE.

SHALL THE CHARTER OF THE CITY OF UPPER
ARLINGTON BE AMENDED BY ADOPTING SECTIONS
1-18, BOTH INCLUSIVE, AND REPEALING ORIGINAL
SECTIONS 1-18, BOTH INCLUSIVE AS PROPOSED BY
THE RECOMMENDATIONS OF THE CHARTER REVIEW
COMMISSION AND ORDINANCE NO. 93-98?

* - OFFICIAL RESULTS - *

* - GENERAL ELECTION - NOVEMBER 3, 1998 - FRANKLIN COUNTY, OHIO - *

	-1- GAHANNA-JEFF CITY SCH DIST PROP BND ISS & TAX LVY (ISSUE#3)		-2- DUBLIN CITY SCH DIST PROP TAX LEVY (ISSUE #4)		-3- GRANDVIEW HEIGHTS CITY SCH DIST PROP TAX LEVY (ISSUE #5)		-4- BEXLEY PROPOSED CHARTER AMENDMENT (ISSUE #31)		-5- PERRY TWP ROAD DIST PROP TAX LEVY (RENEWAL) (ISSUE #51)		-6- WHITEHALL PROPOSED CHARTER AMENDMENT (ISSUE #43)		-7- GROVEPORT ZONING REFERENDUM ON ORD NO.100-97 (ISSUE #45)		-8- UPPER ARLINGTON PROPOSED CHARTER AMENDMENT (ISSUE #42)		TOTAL VOTE
	FOR	AGAINST	FOR	AGAINST	FOR	AGAINST	YES	NO	FOR	AGAINST	YES	NO	YES	NO	YES	NO	
BEXLEY 1-	A						208	209									430
	B						213	126									345
	C						265	175									457
							686	510									1232
BEXLEY 2-	A						336	231									593
	B						181	100									287
	C						217	176									402
							734	507									1282
BEXLEY 3-	A						323	190									526
	B						317	153									491
	C						285	100									397
							925	443									1414
BEXLEY 4-	A						145	78									235
	B						119	69									190
	C						221	160									393
	D						188	107									300
							673	414									1118
COLS 26-	E	0	0														180
		0	0														180
COLS 46-	D	46	24														357
		46	24														357
COLS 56-	E	0	2														536
	I	197	116														326
		197	118														862
COLS 60-	A			1	1												398
	B			186	216												416
	C			220	174												583
	E			141	182												345
				548	573												1742
COLS 63-	B			214	214												442
	D			144	118												277
	E			88	95												424
	G			183	198												411
	I			82	95												195
	J			125	141												284
				836	861												2033
COLS 64-	A			196	155												391
	B			243	184												437
	C			229	164												404
	D			311	178												499
	E			253	197												456
	F			202	256												488
	G			104	91												202
				1538	1225												2877

* - OFFICIAL RESULTS - *

* - GENERAL ELECTION - NOVEMBER 3, 1998 - FRANKLIN COUNTY, OHIO - *

		-1- GAHANNA-JEFF CITY SCH DIST PROP BND ISS & TAX LVY (ISSUE#3)		-2- DUBLIN CITY SCH DIST PROP TAX LEVY (ISSUE #4)		-3- GRANDVIEW HEIGHTS CITY SCH DIST PROP TAX LEVY (ISSUE #5)		-4- BEXLEY PROPOSED CHARTER AMENDMENT (ISSUE #31)		-5- PERRY TWP ROAD DIST PROP TAX LEVY (RENEWAL) (ISSUE #51)		-6- WHITEHALL PROPOSED CHARTER AMENDMENT (ISSUE #43)		-7- GROVEPORT ZONING REFERENDUM ON ORD NO.100-97 (ISSUE #45)		-8- UPPER ARLINGTON PROPOSED CHARTER AMENDMENT (ISSUE #42)		TOTAL VOTE
		FOR	AGAINST	FOR	AGAINST	FOR	AGAINST	YES	NO	FOR	AGAINST	YES	NO	YES	NO	YES	NO	
COLS 69-	D			0	1													490
	F			226	193													427
	G			88	84													308
	H			126	89													279
				440	367													1504
COLS 74-	B			255	153													414
	C			338	203													548
	D			146	122													279
	E			143	113													267
	F			152	109													278
	G			197	141													343
	H			263	169													443
				1494	1010													2572
DUBLIN 1-	A			235	328													567
	B			399	344													756
	C			318	234													555
	D			302	212													516
	E			410	285													698
				1664	1403													3092
DUBLIN 2-	A			253	296													560
	B			265	192													461
	C			149	147													300
	D			198	190													533
	E			298	137													441
				1163	962													2295
DUBLIN 3-	A			265	274													543
				265	274													543
DUBLIN 4-	A			307	173													491
	B			286	173													463
	C			361	183													547
	D			351	166													521
	E			218	163													387
	F			205	101													311
				1728	959													2720
GAH 1-	A	182	239															432
	B	159	230															397
	C	338	216															561
	D	153	232															393
	E	310	223															544
	F	122	138															273
		1264	1278															2600
GAH 2-	A	204	172															382
	B	336	234															582M
	C	234	281															526
	D	139	135															285
	E	402	263															676
		1315	1085															2451
GAH 3-	A	174	201															386
	B	159	259															425
	C	283	249															538
	D	428	275															709
	E	227	159															393
	F	229	236															476
		1500	1379															2927

* - OFFICIAL RESULTS - *

* - GENERAL ELECTION - NOVEMBER 3, 1998 - FRANKLIN COUNTY, OHIO - *

		-1- GAHANNA-JEFF CITY SCH DIST PROP BND ISS & TAX LVY (ISSUE#3)		-2- DUBLIN CITY SCH DIST PROP TAX LEVY (ISSUE #4)		-3- GRANDVIEW HEIGHTS CITY SCH DIST PROP TAX LEVY (ISSUE #5)		-4- BEZLEY PROPOSED CHARTER AMENDMENT (ISSUE #31)		-5- PERRY TWP ROAD DIST PROP TAX LEVY (RENEWAL) (ISSUE #51)		-6- WHITEHALL PROPOSED CHARTER AMENDMENT (ISSUE #43)		-7- GROVEPORT ZONING REFERENDUM ON ORD NO.100-97 (ISSUE #45)		-8- UPPER ARLINGTON PROPOSED CHARTER AMENDMENT (ISSUE #42)		TOTAL VOTE
		FOR	AGAINST	FOR	AGAINST	FOR	AGAINST	YES	NO	FOR	AGAINST	YES	NO	YES	NO	YES	NO	
GAH 4-	A	216	257															481
	B	322	200															533
	C	308	213															528
	D	258	162															423
	E	370	218															592
	F	398	216															619M
	G	230	174															411
		2102	1440															3587
GRANDV -	A					434	268											715
	B					271	213											496
	C					301	220											530
	D					315	206											531
	E					280	179											480
						1601	1086											2752
GRVPT -	A											236	180					427M
	B											157	210					373
	C											144	205					355
												537	595					1155
JEFF -	A	193	301															502
	B	248	282															539
	C	204	347															614
		645	930															1655
MAR CL						187	102											298
						187	102											298
MIFF -	A	43	67															324
		43	67															324
NOR -	C			20	38													421
				20	38													421
PERRY -	A									386	177							586
	B			5	25					353	143							512
	C			13	44					109	85							201
	D			0	6					284	149							454
				18	75					1132	554							1753
REYNS 2-	A	0	0															401
		0	0															401
UP ARL 1-	A													288	113			495
	B													281	109			482
	C													225	73			373
	D													191	86			342
	E													328	102			540
	F													257	94			430
														1570	577			2662
UP ARL 2-	A													325	105			517
	B													148	50			234
	C													286	106			479
	D													286	170			578
	E													193	112			394
														1238	543			2202

* - OFFICIAL RESULTS - *

* - GENERAL ELECTION - NOVEMBER 3, 1998 - FRANKLIN COUNTY, OHIO - *

	-1- GAHANNA-JEFF CITY SCH DIST PROP BND ISS & TAX LVY (ISSUE#3)		-2- DUBLIN CITY SCH DIST PROP TAX LEVY (ISSUE #4)		-3- GRANDVIEW HEIGHTS CITY SCH DIST PROP TAX LEVY (ISSUE #5)		-4- BEXLEY PROPOSED CHARTER AMENDMENT (ISSUE #31)		-5- PERRY TWP ROAD DIST PROP TAX LEVY (RENEWAL) (ISSUE #51)		-6- WHITEHALL PROPOSED CHARTER AMENDMENT (ISSUE #43)		-7- GROVEPORT ZONING REFERENDUM ON ORD NO.100-97 (ISSUE #45)		-8- UPPER ARLINGTON PROPOSED CHARTER AMENDMENT (ISSUE #42)		TOTAL VOTE
	FOR	AGAINST	FOR	AGAINST	FOR	AGAINST	YES	NO	FOR	AGAINST	YES	NO	YES	NO	YES	NO	
UP ARL 3-	A														316	109	524
	B														211	97	381
	C														290	116	498
	D														331	149	560
	E														214	90	368
															1362	561	2331
UP ARL 4-	A														208	129	422
	B														266	150	497
	C														272	144	498
	D														220	113	404
	E														301	137	520
															1267	673	2341
UP ARL 5-	A														300	142	521
	B														310	139	530
	C														270	123	461
	D														225	90	404
	E														205	77	338
	F														205	101	461
															1596	672	2715
UP ARL 6-	A														321	153	547
	B														269	121	465
	C														255	122	434
	D														237	86	377
	E														270	103	442
	F														245	126	423
	G			0	1										292	104	490
				0	1										1889	815	3178
WASH				26	60												376
				26	60												376
WHALL 1-	A										132	64					224
	B										164	96					287
	C										223	160					425
											519	320					936
WHALL 2-	A										185	88					296
	B										193	128					350
	C										187	106					320
											565	322					966
WHALL 3-	A										170	100					299
	B										182	108					319
	C										130	94					244
	D										206	146					378
											688	448					1240
WHALL 4-	A										212	112					361
	B										207	107					332
	C										255	123					421
											674	342					1114

* - OFFICIAL RESULTS - *

* - GENERAL ELECTION - NOVEMBER 3, 1998 - FRANKLIN COUNTY, OHIO - *

** RECAP **	-1- GAHANNA-JEFF CITY SCH DIST PROP BND ISS & TAX LVY (ISSUE#3)		-2- DUBLIN CITY SCH DIST PROP TAX LEVY (ISSUE #4)		-3- GRANDVIEW HEIGHTS CITY SCH DIST PROP TAX LEVY (ISSUE #5)		-4- BEXLEY PROPOSED CHARTER AMENDMENT (ISSUE #31)		-5- PERRY TWP ROAD DIST PROP TAX LEVY (RENEWAL) (ISSUE #51)		-6- WHITEHALL PROPOSED CHARTER AMENDMENT (ISSUE #43)		-7- GROVEPORT ZONING REFERENDUM ON ORD NO.100-97 (ISSUE #45)		-8- UPPER ARLINGTON PROPOSED CHARTER AMENDMENT (ISSUE #42)		TOTAL VOTE
	FOR	AGAINST	FOR	AGAINST	FOR	AGAINST	YES	NO	FOR	AGAINST	YES	NO	YES	NO	YES	NO	
BEXLEY 1-							686	510									1232
BEXLEY 2-							734	507									1282
BEXLEY 3-							925	443									1414
BEXLEY 4-							673	414									1118
	0	0	0	0	0	0	3018	1874	0	0	0	0	0	0	0	0	5046
COLS 26-	0	0															180
COLS 46-	46	24															357
COLS 56-	197	118															862
COLS 60-			548	573													1742
COLS 63-			836	861													2033
COLS 64-			1538	1225													2877
COLS 69-			440	367													1504
COLS 74-			1494	1010													2572
	243	142	4856	4036	0	0	0	0	0	0	0	0	0	0	0	0	12127
DUBLIN 1-			1664	1403													3092
DUBLIN 2-			1163	962													2295
DUBLIN 3-			265	274													543
DUBLIN 4-			1728	959													2720
	0	0	4820	3598	0	0	0	0	0	0	0	0	0	0	0	0	8650
GAH 1-	1264	1278															2600
GAH 2-	1315	1085															2451
GAH 3-	1500	1379															2927
GAH 4-	2102	1440															3587
	6181	5182	0	0	0	0	0	0	0	0	0	0	0	0	0	0	11565
GRANDV -					1601	1086											2752
	0	0	0	0	1601	1086	0	0	0	0	0	0	0	0	0	0	2752
GRVPT -												537	595				1155
	0	0	0	0	0	0	0	0	0	0	0	537	595	0	0	0	1155
JEFF -	645	930															1655
	645	930	0	0	0	0	0	0	0	0	0	0	0	0	0	0	1655
MAR CL					187	102											298
	0	0	0	0	187	102	0	0	0	0	0	0	0	0	0	0	298
MIFF -	43	67															324
	43	67	0	0	0	0	0	0	0	0	0	0	0	0	0	0	324
NOR -			20	38													421
	0	0	20	38	0	0	0	0	0	0	0	0	0	0	0	0	421

* - OFFICIAL RESULTS - *

* - GENERAL ELECTION - NOVEMBER 3, 1998 - FRANKLIN COUNTY, OHIO - *

** RECAP **	-1- GAHANNA-JEFF CITY SCH DIST PROP BND ISS & TAX LVY (ISSUE#3)		-2- DUBLIN CITY SCH DIST PROP TAX LEVY (ISSUE #4)		-3- GRANDVIEW HEIGHTS CITY SCH DIST PROP TAX LEVY (ISSUE #5)		-4- BEXLEY PROPOSED CHARTER AMENDMENT (ISSUE #31)		-5- PERRY TWP ROAD DIST PROP TAX LEVY (RENEWAL) (ISSUE #51)		-6- WHITEHALL PROPOSED CHARTER AMENDMENT (ISSUE #43)		-7- GROVEPORT ZONING REFERENDUM ON ORD NO.100-97 (ISSUE #45)		-8- UPPER ARLINGTON PROPOSED CHARTER AMENDMENT (ISSUE #42)		TOTAL VOTE
	FOR	AGAINST	FOR	AGAINST	FOR	AGAINST	YES	NO	FOR	AGAINST	YES	NO	YES	NO	YES	NO	
PERRY -			18	75					1132	554							1753
	0	0	18	75	0	0	0	0	1132	554	0	0	0	0	0	0	1753
REYNS 2-	0	0															401
	0	0	0	0	0	0	0	0	0	0	0	0	0	0	0	0	401
UP ARL 1-															1570	577	2662
UP ARL 2-															1238	543	2202
UP ARL 3-															1362	561	2331
UP ARL 4-															1267	673	2341
UP ARL 5-															1596	672	2715
UP ARL 6-			0	1											1889	815	3178
	0	0	0	1	0	0	0	0	0	0	0	0	0	0	8922	3841	15429
WASH			26	60													376
	0	0	26	60	0	0	0	0	0	0	0	0	0	0	0	0	376
WHALL 1-											519	320					936
WHALL 2-											565	322					966
WHALL 3-											688	448					1240
WHALL 4-											674	342					1114
	0	0	0	0	0	0	0	0	0	0	2446	1432	0	0	0	0	4256

* - OFFICIAL RESULTS - *

* - GENERAL ELECTION - NOVEMBER 3, 1998 - FRANKLIN COUNTY, OHIO - *

** RECAP **	-1- GAHANNA-JEFF CITY SCH DIST PROP BND ISS & TAX LVY (ISSUE#3)		-2- DUBLIN CITY SCH DIST PROP TAX LEVY (ISSUE #4)		-3- GRANDVIEW HEIGHTS CITY SCH DIST PROP TAX LEVY (ISSUE #5)		-4- BEKLEY PROPOSED CHARTER AMENDMENT (ISSUE #31)		-5- PERRY TWP ROAD DIST PROP TAX LEVY (RENEWAL) (ISSUE #51)		-6- WHITEHALL PROPOSED CHARTER AMENDMENT (ISSUE #43)		-7- GROVEPORT ZONING REFERENDUM ON ORD NO. 100-97 (ISSUE #45)		-8- UPPER ARLINGTON PROPOSED CHARTER AMENDMENT (ISSUE #42)		TOTAL VOTE
	FOR	AGAINST	FOR	AGAINST	FOR	AGAINST	YES	NO	FOR	AGAINST	YES	NO	YES	NO	YES	NO	
TOTALS:																	
POLL TOTAL	7112	6321	9740	7808	1788	1188	3018	1874	1132	554	2446	1432	537	595	8922	3841	66208
ABSENTEE	336	500	612	722	126	107	301	188	121	49	157	99	68	50	915	511	23591
SUBTOTAL	7448	6821	10352	8530	1914	1295	3319	2062	1253	603	2603	1531	605	645	9837	4352	89799
DEL'RE CO.			1302	1309													0
UNION CO.			149	368													0
GRAND TOTAL	7448	6821	11803	10207	1914	1295	3319	2062	1253	603	2603	1531	605	645	9837	4352	89799

-1-
#50 PROPOSED TAX LEVY
NORWICH TOWNSHIP

A MAJORITY AFFIRMATIVE VOTE IS NECESSARY FOR PASSAGE.

AN ADDITIONAL TAX FOR THE BENEFIT OF NORWICH TOWNSHIP FOR THE PURPOSE OF PROVIDING AND MAINTAINING FIRE APPARATUS, APPLIANCES, BUILDINGS, OR SITES THEREFOR, OR SOURCES OF WATER SUPPLY AND MATERIALS THEREFOR, OR THE ESTABLISHMENT AND MAINTENANCE OF LINES OF FIRE ALARM TELEGRAPH, OR THE PAYMENT OF PERMANENT, PART-TIME, OR VOLUNTEER FIREMEN OR FIRE FIGHTING COMPANIES TO OPERATE THE SAME, INCLUDING THE PAYMENT OF THE FIREMEN EMPLOYER'S CONTRIBUTION REQUIRED UNDER SECTION 742.34 OF THE REVISED CODE, OR TO PURCHASE AMBULANCE EQUIPMENT, OR TO PROVIDE AMBULANCE OR EMERGENCY MEDICAL SERVICES OPERATED BY A FIRE DEPARTMENT OR FIRE FIGHTING COMPANY AT A RATE NOT EXCEEDING 6 MILLS FOR EACH ONE DOLLAR OF VALUATION, WHICH AMOUNTS TO \$0.60 FOR EACH ONE HUNDRED DOLLARS OF VALUATION, FOR A CONTINUING PERIOD OF TIME BEGINNING WITH THE 1998 TAX YEAR.

-2-
#49 PROPOSED TAX LEVY
MIFFLIN TOWNSHIP ROAD AND BRIDGE DISTRICT
(UNINCORPORATED AREA)

A MAJORITY AFFIRMATIVE VOTE IS NECESSARY FOR PASSAGE.

AN ADDITIONAL TAX FOR THE BENEFIT OF THE MIFFLIN TOWNSHIP ROAD DISTRICT FOR THE PURPOSE OF GENERAL CONSTRUCTION, RECONSTRUCTION, RESURFACING AND REPAIR OF STREETS, ROADS AND BRIDGES AT A RATE NOT EXCEEDING 4 MILLS FOR EACH ONE DOLLAR OF VALUATION, WHICH AMOUNTS TO \$0.40 FOR EACH ONE HUNDRED DOLLARS OF VALUATION, FOR A PERIOD OF FIVE YEARS BEGINNING WITH THE 1998 TAX YEAR.

-3-
#46 REFERENDUM ON ORDINANCE NO. 37-98
VILLAGE OF GROVEPORT
WATER SERVICES

A MAJORITY AFFIRMATIVE VOTE IS NECESSARY FOR PASSAGE.

SHALL ORDINANCE NO. 37-98 ADOPTED BY THE VILLAGE COUNCIL ON APRIL 27, 1998 TO AUTHORIZE THE VILLAGE ADMINISTRATOR TO NEGOTIATE A CONVERSION DATE AND ENTER INTO A CONTRACT WITH THE CITY OF COLUMBUS TO PROVIDE WATER SERVICES TO THE ENTIRE VILLAGE AND AMEND THE ANNUAL APPROPRIATION ORDINANCE, BE APPROVED?

-4-
#7 PROPOSED BOND ISSUE
SOUTH-WESTERN CITY SCHOOL DISTRICT

A MAJORITY AFFIRMATIVE VOTE IS NECESSARY FOR PASSAGE.

SHALL BONDS BE ISSUED BY THE SOUTH-WESTERN CITY SCHOOL DISTRICT FOR THE PURPOSE OF CONSTRUCTING FOUR NEW FIFTH/SIXTH GRADE BUILDINGS, ONE NEW HIGH SCHOOL BUILDING, A REPLACEMENT BUILDING FOR PARK STREET MIDDLE SCHOOL, A REPLACEMENT BUILDING FOR HAYES TECHNICAL SCHOOL, ADDITIONS, RENOVATIONS, AND DEMOLITION TO VARIOUS DISTRICT FACILITIES, INCLUDING RELATED FURNISHINGS, EQUIPMENT, TECHNOLOGY, AND SITE IMPROVEMENTS, AND ACQUIRING LAND FOR SCHOOL FACILITIES, IN THE PRINCIPAL AMOUNT OF \$128,000,000 TO BE REPAYED ANNUALLY OVER A MAXIMUM PERIOD OF 28 YEARS, AND AN ANNUAL LEVY OF PROPERTY TAXES BE MADE OUTSIDE THE TEN-MILL LIMITATION, ESTIMATED BY THE COUNTY AUDITOR TO AVERAGE OVER THE REPAYMENT PERIOD OF THE BOND ISSUE 4.92 MILLS FOR EACH ONE DOLLAR OF TAX VALUATION, WHICH AMOUNTS TO \$0.492 FOR EACH \$100 OF TAX VALUATION, TO PAY THE ANNUAL DEBT CHARGES ON THE BONDS, AND TO PAY DEBT CHARGES ON ANY NOTES ISSUED IN ANTICIPATION OF THOSE BONDS?

-5-
#36 PROPOSED CHARTER AMENDMENT
CITY OF COLUMBUS

A MAJORITY AFFIRMATIVE VOTE IS NECESSARY FOR PASSAGE.

SHALL SECTION 112-1 THROUGH 129 OF THE CHARTER OF THE CITY OF COLUMBUS, OHIO, BE AMENDED TO CAUSE SUCH PROVISIONS TO BE RETITLED, REORGANIZED AND RENUMBERED SO AS TO MORE CLEARLY IDENTIFY EXISTING DEPARTMENTS, AS RECOMMENDED BY THE CHARTER REVIEW COMMITTEE?

-6-
#32 PROPOSED CHARTER AMENDMENT
CITY OF COLUMBUS

A MAJORITY AFFIRMATIVE VOTE IS NECESSARY FOR PASSAGE.

SHALL THE CHARTER OF THE CITY OF COLUMBUS, OHIO, BE AMENDED TO MAKE ALL REFERENCES OF WHATEVER NATURE TO INDIVIDUALS BE GENDER NEUTRAL, AS RECOMMENDED BY THE CHARTER COMMITTEE?

-7-
#47 PROPOSED BOND ISSUE
VILLAGE OF MINERVA PARK

A MAJORITY AFFIRMATIVE VOTE IS NECESSARY FOR PASSAGE.

SHALL BONDS BE ISSUED BY THE VILLAGE OF MINERVA PARK FOR THE PURPOSE OF IMPROVING MINERVA LAKE BY DREDGING TO REMOVE SILT AND SLUDGE; RESTORING THE ERODED SHORELINE; INSTALLING AERATION; AND RESTOCKING WITH AQUATIC SPECIES IN THE PRINCIPAL AMOUNT OF \$365,000 TO BE REPAYED ANNUALLY OVER A MAXIMUM PERIOD OF 17 YEARS, AND AN ANNUAL LEVY OF PROPERTY TAXES BE MADE OUTSIDE THE TEN-MILL LIMITATION, ESTIMATED BY THE COUNTY AUDITOR TO AVERAGE OVER THE REPAYMENT PERIOD OF THE BOND ISSUE 1.21 MILLS FOR EACH ONE DOLLAR OF TAX VALUATION, WHICH AMOUNTS TO \$0.121 FOR EACH \$100 OF TAX VALUATION, TO PAY THE ANNUAL DEBT CHARGES ON THE BONDS, AND TO PAY DEBT CHARGES ON ANY NOTES ISSUED IN ANTICIPATION OF THOSE BONDS?

-8-
#52 PROPOSED TAX LEVY (REPLACEMENT)
PLAIN TOWNSHIP

A MAJORITY AFFIRMATIVE VOTE IS NECESSARY FOR PASSAGE.

A REPLACEMENT OF A TAX FOR THE BENEFIT OF PLAIN TOWNSHIP FOR THE PURPOSE OF PROVIDING AND MAINTAINING FIRE APPARATUS, APPLIANCES, BUILDINGS, OR SITES THEREFOR, OR SOURCES OF WATER SUPPLY AND MATERIALS THEREFOR, OR THE ESTABLISHMENT AND MAINTENANCE OF LINES OF FIRE ALARM TELEGRAPH, OR THE PAYMENT OF PERMANENT, PART-TIME, OR VOLUNTEER FIREFIGHTERS OR FIRE FIGHTING COMPANIES TO OPERATE THE SAME, OR TO PURCHASE AMBULANCE EQUIPMENT, OR TO PROVIDE AMBULANCE OR EMERGENCY MEDICAL SERVICES OPERATED BY A FIRE DEPARTMENT OR FIRE FIGHTING COMPANY AT A RATE NOT EXCEEDING 4 MILLS FOR EACH ONE DOLLAR OF VALUATION, WHICH AMOUNTS TO \$0.40 FOR EACH ONE HUNDRED DOLLARS OF VALUATION, FOR A CONTINUING PERIOD OF TIME BEGINNING WITH THE 1998 TAX YEAR.

* - OFFICIAL RESULTS - *

* - GENERAL ELECTION - NOVEMBER 3, 1998 - FRANKLIN COUNTY, OHIO - *

		-1- NORWICH TWP PROP TAX LEVY (ISSUE #50)		-2- MIFFLIN TWP ROAD & BRIDGE DIST PROPOSED TAX LEVY (ISSUE#49)		-3- GROVEPORT WATER SERV REFERENDUM ON ORD NO.37-98 (ISSUE #46)		-4- SOUTH-WESTERN CITY SCH DIST PROP BOND ISSUE (ISSUE #7)		-5- COLUMBUS PROPOSED CHARTER AMENDMENT (ISSUE #36)		-6- COLUMBUS PROPOSED CHARTER AMENDMENT (ISSUE #32)		-7- MINERVA PARK PROPOSED BOND ISSUE (ISSUE #47)		-8- PLAIN TWP PROP TAX LEVY (REPLACEMENT) (ISSUE #52)		TOTAL VOTE
		FOR	AGAINST	FOR	AGAINST	YES	NO	FOR	AGAINST	YES	NO	YES	NO	FOR	AGAINST	FOR	AGAINST	
COLS 01-	A									169	110	169	125					351
	B									107	111	101	119					269
	C									230	106	210	141					402
										506	327	480	385					1022
COLS 02-	A									105	77	92	91					230
	B									259	94	261	121					425
	C									240	60	253	73					360
	D									255	36	265	62					367
	E									238	50	244	93					370
	F									238	46	239	64					330
										1335	363	1354	504					2082
COLS 03-	A									121	69	103	88					255
	B									152	87	149	107					323
	C									175	118	172	140					392
	D									148	122	152	144					368
										596	396	576	479					1338
COLS 04-	A									133	84	138	86					297
	B									118	100	117	109					295
	C									75	27	68	41					146
	D									121	85	102	110					318
										447	296	425	346					1056
COLS 05-	A									163	81	147	111					360
	B									147	81	145	97					352
	C									121	77	121	94					318
	D									65	47	57	60					198
										496	286	470	362					1228
COLS 06-	A									122	77	118	87					314
	B									180	122	182	139					472
	C									129	103	139	120					368
	D									163	83	159	98					332
	E									131	87	135	91					311
	F									143	93	154	92					370
										868	565	887	627					2167
COLS 07-	A									75	50	79	52					209
	B									141	76	139	96					384
	C									105	77	96	86					267
	D									122	61	110	78					260
	E									137	82	139	86					375
										580	346	563	398					1495
COLS 08-	A									106	33	109	47					191
	B									229	53	226	85					420
	C									196	36	208	62					303
	D									245	63	270	76					393
										776	185	813	270					1307
COLS 09-	A									136	124	116	153					322
	B									108	78	93	99					222
										244	202	209	252					544

* - OFFICIAL RESULTS - *

* - GENERAL ELECTION - NOVEMBER 3, 1998 - FRANKLIN COUNTY, OHIO - *

COLS		-1- NORWICH TWP PROP TAX LEVY (ISSUE #50)		-2- MIFFLIN TWP ROAD & BRIDGE DIST PROPOSED TAX LEVY (ISSUE#49)		-3- GROVEPORT WATER SERV REFERENDUM ON ORD NO. 37-98 (ISSUE #46)		-4- SOUTH-WESTERN CITY SCH DIST PROP BOND ISSUE (ISSUE #7)		-5- COLUMBUS PROPOSED CHARTER AMENDMENT (ISSUE #36)		-6- COLUMBUS PROPOSED CHARTER AMENDMENT (ISSUE #32)		-7- MINERVA PARK PROPOSED BOND ISSUE (ISSUE #47)		-8- PLAIN TWP PROP TAX LEVY (REPLACEMENT) (ISSUE #52)		TOTAL VOTE
		FOR	AGAINST	FOR	AGAINST	YES	NO	FOR	AGAINST	YES	NO	YES	NO	FOR	AGAINST	FOR	AGAINST	
COLS 10-	A							3	5	333	78	294	161					516
	B									173	59	159	85					274
	C									129	84	127	98					285
	D									74	62	71	60					188
	E									401	94	352	201					647
	F									212	65	198	110					362
	G							18	12	225	69	205	117					385
	H									125	44	115	73					224
	I									142	29	152	47					224
	J									231	65	199	137					384
	K									311	70	274	151					493
	L									255	82	222	157					445
	M									201	62	168	127					336
	N									221	86	197	139					377
								21	17	3033	949	2733	1663					5150
COLS 11-	A							28	21	105	62	100	75					213
	B									159	144	146	162					375
	C									250	118	230	160					469
	D									175	138	171	157					391
	E									200	134	191	172					442
								28	21	889	596	838	726					1890
COLS 12-	A									110	49	107	60					187
	B									67	42	61	52					169
	C									103	43	116	53					202
	D									181	48	202	56					301
										461	182	486	221					859
COLS 13-	A									37	32	33	40					107
	B									102	84	88	86					289
	C									69	43	63	53					170
	D									130	88	110	112					344
										338	247	294	291					910
COLS 14-	A									249	27	247	57					361
	B									196	38	218	72					316
	C									266	56	304	77					426
	D									298	74	346	89					489
										1009	195	1115	295					1592
COLS 15-	A									150	17	158	51					227
	B									282	60	286	113					448
	C									432	77	444	164					675
COLS 16-	A									150	29	171	42					231
	B									162	29	164	53					255
	C									110	25	98	50					181
	D									100	18	90	48					157
	E									111	20	111	39					165
										633	121	634	232					989
COLS 17-	A									73	66	68	77					216
	B									165	129	146	165					451
	C									121	117	126	141					432
	D									120	120	120	122					344
	E									83	83	90	77					255
										562	515	550	582					1698

* - OFFICIAL RESULTS - *

* - GENERAL ELECTION - NOVEMBER 3, 1998 - FRANKLIN COUNTY, OHIO - *

		-1- NORMICH TWP PROP TAX LEVY (ISSUE #50)		-2- MIFFLIN TWP ROAD & BRIDGE DIST PROPOSED TAX LEVY (ISSUE#49)		-3- GROVEPORT WATER SERV REFERENDUM ON ORD NO.37-98 (ISSUE #46)		-4- SOUTH-WESTERN CITY SCH DIST PROP BOND ISSUE (ISSUE #7)		-5- COLUMBUS PROPOSED CHARTER AMENDMENT (ISSUE #36)		-6- COLUMBUS PROPOSED CHARTER AMENDMENT (ISSUE #32)		-7- MINERVA PARK PROPOSED BOND ISSUE (ISSUE #47)		-8- PLAIN TWP PROP TAX LEVY (REPLACEMENT) (ISSUE #52)		TOTAL VOTE
		FOR	AGAINST	FOR	AGAINST	YES	NO	FOR	AGAINST	YES	NO	YES	NO	FOR	AGAINST	FOR	AGAINST	
COLS 18-	A									194	53	215	77					318
	B									274	56	288	88					428
	C									234	56	262	77					387
	D									217	42	215	69					330
	E									292	44	297	83					419
	F									192	45	208	69					309
										1403	296	1485	463					2191
COLS 19-	A									279	49	269	94					437
	B									362	61	382	102					564
	C									384	48	377	122					562
	D									390	56	401	124					598
	E									307	43	322	84					463
	F									328	57	322	117					495
	G									322	60	315	128					505
	H									363	66	394	105					556
										2735	440	2782	876					4180
COLS 20-	A									391	51	405	118					597
	B									317	58	341	104					504
	C									384	54	368	124					551
										1092	163	1114	346					1652
COLS 21-	A									354	90	338	164					579
	B									407	74	374	161					610
	C									298	72	291	109					508
	D									202	51	185	90					320
	E									416	81	423	130					641
	F									373	64	362	133					562
										2050	432	1973	787					3220
COLS 22-	A									349	65	352	110					554
	B									286	83	281	122					496
	C									316	111	321	167					569
	D									205	74	179	121					366
	E									176	73	170	106					339
	F									222	109	210	147					432
	G									302	79	305	144					521
	H									204	75	202	109					376
										2060	669	2020	1026					3653
COLS 23-	A									170	77	143	125					329
	B									164	106	155	135					350
	C									203	106	195	144					424
	D									186	126	171	170					433
										723	415	664	574					1536
COLS 24-	A									165	109	127	154					326
	B									167	101	154	137					346
	C									142	83	137	106					287
	D									141	97	125	123					320
	E									134	110	117	137					306
										749	500	660	657					1585
COLS 25-	A									178	135	172	160					455
	B									146	108	131	125					352
	C									98	100	92	117					314
	D									161	129	152	147					424
	E									135	108	123	126					366
	F									93	126	109	131					325
	G									170	112	153	143					436
										981	818	932	949					2672

* - OFFICIAL RESULTS - *

* - GENERAL ELECTION - NOVEMBER 3, 1998 - FRANKLIN COUNTY, OHIO - *

		-1- NORWICH TWP PROP TAX LEVY (ISSUE #50)		-2- MIFFLIN TWP ROAD & BRIDGE DIST PROPOSED TAX LEVY (ISSUE#49)		-3- GROVEPORT WATER SERV REFERENDUM ON ORD NO. 37-98 (ISSUE #46)		-4- SOUTH-WESTERN CITY SCH DIST PROP BOND ISSUE (ISSUE #7)		-5- COLUMBUS PROPOSED CHARTER AMENDMENT (ISSUE #36)		-6- COLUMBUS PROPOSED CHARTER AMENDMENT (ISSUE #32)		-7- MINERVA PARK PROPOSED BOND ISSUE (ISSUE #47)		-8- PLAIN TWP PROP TAX LEVY (REPLACEMENT) (ISSUE #52)		TOTAL VOTE
		FOR	AGAINST	FOR	AGAINST	YES	NO	FOR	AGAINST	YES	NO	YES	NO	FOR	AGAINST	FOR	AGAINST	
COLS 26-	A									112	49	104	61					239
	B									62	22	57	31					103
	C									77	50	71	66					206
	D									135	87	122	103					327
	E									62	53	61	61					180
										448	261	415	322					1055
COLS 27-	A									131	69	132	94					268
	B									113	57	115	65					215
	C									289	76	277	117					466
	D									175	67	188	89					348
	E									166	82	147	125					335
	F									346	83	356	118					564
										1220	434	1215	608					2196
COLS 28-	A									164	133	146	173					415
	B									175	158	179	165					463
	C									215	145	216	157					488
	D									229	66	220	112					405
	E									286	138	299	167					589
	F									250	84	239	124					460
										1319	724	1299	898					2820
COLS 29-	A									80	92	76	93					228
	B									44	71	36	75					170
	C									82	114	73	126					246
	D									146	158	130	190					405
										352	425	315	485					1049
COLS 30-	A									244	119	231	155					456
	B									187	64	168	98					312
	C									196	71	176	121					338
	D									209	81	192	122					363
	E									171	89	160	115					333
	F									157	40	137	74					257
										1164	464	1064	685					2059
COLS 31-	A									155	111	160	127					381
	B									143	87	116	132					291
	C									138	79	117	111					261
	D									61	55	56	64					167
	E									139	72	114	110					257
										636	404	563	544					1357
COLS 32-	A									328	115	314	181					572
	B							49	16	192	105	196	141					399
	C									123	77	127	100					279
	D									216	100	204	146					415
								49	16	859	397	841	568					1665
COLS 33-	A									250	53	243	93					391
	B									167	21	152	60					243
	C									152	24	145	59					231
	D									255	59	270	94					407
	E									181	34	213	50					284
	F									133	29	126	49					203
	G									261	40	271	86					407
	H									131	13	142	27					187
										1530	273	1562	518					2353

* - OFFICIAL RESULTS - *

* - GENERAL ELECTION - NOVEMBER 3, 1998 - FRANKLIN COUNTY, OHIO - *

COLS	-1- NORWICH TWP PROP TAX LEVY (ISSUE #50)		-2- MIFFLIN TWP ROAD & BRIDGE DIST PROPOSED TAX LEVY (ISSUE#49)		-3- GROVEPORT WATER SERV REFERENDUM ON ORD NO.37-98 (ISSUE #46)		-4- SOUTH-WESTERN CITY SCH DIST PROP BOND ISSUE (ISSUE #7)		-5- COLUMBUS PROPOSED CHARTER AMENDMENT (ISSUE #36)		-6- COLUMBUS PROPOSED CHARTER AMENDMENT (ISSUE #32)		-7- MINERVA PARK PROPOSED BOND ISSUE (ISSUE #47)		-8- PLAIN TWP PROP TAX LEVY (REPLACEMENT) (ISSUE #52)		TOTAL VOTE
	FOR	AGAINST	FOR	AGAINST	YES	NO	FOR	AGAINST	YES	NO	YES	NO	FOR	AGAINST	FOR	AGAINST	
COLS 34-	A								235	135	207	192					473
	B								196	80	171	113					357
	C								210	56	188	99					348
	D								240	130	224	170					445
	E								140	92	137	119					303
	F								184	110	185	130					366
									1205	603	1112	823					2292
COLS 35-	A								124	99	122	117					310
	B								139	81	139	98					354
	C								166	153	175	151					493
	D								187	137	173	164					482
									616	470	609	530					1639
COLS 36-	A				2	0			183	142	168	175					409
	B				151	95			132	71	119	103					250
	C				145	60			113	46	104	67					214
	D				72	57			221	141	195	190					444
	E				273	238			264	151	246	198					531
	F				211	125			170	91	140	151					343
					854	575			1083	642	972	884					2191
COLS 37-	A								80	69	74	78					204
	B				23	19			49	48	52	48					136
	C				88	66			62	73	61	81					170
	D				140	108			109	83	118	93					262
	E				261	155			207	130	196	180					455
					512	348			507	403	501	480					1227
COLS 38-	A								207	123	171	170					395
	B				0	0			83	62	77	70					196
	C				0	0			122	95	112	120					275
					0	0			412	280	360	360					866
COLS 39-	A								152	26	146	65					247
	B								137	26	143	57					236
									289	52	289	122					483
COLS 40-	A								103	12	110	46					178
	B								96	13	91	44					150
	C								254	46	259	83					383
									453	71	460	173					711
COLS 41-	A								79	15	80	30					124
	B								63	17	61	34					113
	C								63	10	42	41					96
	D								64	8	55	28					92
	E								70	17	68	35					118
									339	67	306	168					543
COLS 42-	A								80	51	66	75					169
	B								132	65	123	88					254
	C								155	79	143	109					310
	D								127	59	119	79					248
	E								157	102	133	136					349
									651	356	584	487					1330

* - OFFICIAL RESULTS - *

* - GENERAL ELECTION - NOVEMBER 3, 1998 - FRANKLIN COUNTY, OHIO - *

COLS	-1- NORWICH TWP PROP TAX LEVY (ISSUE #50)		-2- MIFFLIN TWP ROAD & BRIDGE DIST PROPOSED TAX LEVY (ISSUE#49)		-3- GROVEPORT WATER SERV REFERENDUM ON ORD NO.37-98- (ISSUE #46)		-4- SOUTH-WESTERN CITY SCH DIST PROP BOND ISSUE (ISSUE #7)		-5- COLUMBUS PROPOSED CHARTER AMENDMENT (ISSUE #36)		-6- COLUMBUS PROPOSED CHARTER AMENDMENT (ISSUE #32)		-7- MINERVA PARK PROPOSED BOND ISSUE (ISSUE #47)		-8- PLAIN TWP PROP TAX LEVY (REPLACEMENT) (ISSUE #52)		TOTAL VOTE
	FOR	AGAINST	FOR	AGAINST	YES	NO	FOR	AGAINST	YES	NO	YES	NO	FOR	AGAINST	FOR	AGAINST	
COLS 43-	A								225	91	199	146					407
	B								171	112	166	149					371
	C								158	99	141	135					321
	D								203	130	189	158					423
	E								150	71	127	108					272
									907	503	822	696					1794
COLS 44-	A								171	90	165	102					348
	B								149	48	148	70					259
	C								136	109	144	126					327
	D								128	90	131	93					301
	E								164	79	153	100					325
	F								169	37	170	59					268
	G								128	57	124	72					229
	H								151	89	134	120					299
	I								163	85	149	124					314
	J								167	81	148	132					332
	K								113	48	109	68					206
									1639	813	1575	1066					3208
COLS 45-	A								124	70	129	85					253
	B								166	99	149	142					343
	C								218	154	205	178					454
	D								107	62	93	87					211
	E								116	54	90	98					212
	F								157	115	141	141					335
	G								161	94	146	121					312
	H								253	118	234	182					471
	I								200	109	172	159					389
	J								207	84	177	143					391
	K								163	67	137	122					297
									1872	1026	1673	1458					3668
COLS 46-	A								222	86	218	128					387
	B								392	90	379	134					596
	C								263	86	239	149					450
	D								212	73	184	115					357
	E								216	78	210	100					366
	F								145	62	126	110					270
	G								136	40	97	85					216
	H								223	92	205	131					402
	I								370	105	329	181					601
									2179	712	1987	1133					3645
COLS 47-	A								212	117	214	149					445
	B								110	90	105	102					271
	C								160	124	163	151					382
	D								223	56	220	88					373
	E								185	62	176	103					336
	F								117	67	114	87					251
									1007	516	992	680					2058
COLS 48-	A								94	52	77	75					198
	B								111	74	116	84					244
	C								192	86	170	133					422
	D								176	127	170	144					406
	E								90	56	81	69					178
	F								157	123	147	149					395
									820	518	761	654					1843

* - OFFICIAL RESULTS - *

* - GENERAL ELECTION - NOVEMBER 3, 1998 - FRANKLIN COUNTY, OHIO - *

COLS	-1- NORWICH TWP PROP TAX LEVY (ISSUE #50)		-2- MIFFLIN TWP ROAD & BRIDGE DIST PROPOSED TAX LEVY (ISSUE#49)		-3- GROVEPORT WATER SERV REFERENDUM ON ORD NO.37-98 (ISSUE #46)		-4- SOUTH-WESTERN CITY SCH DIST PROP BOND ISSUE (ISSUE #7)		-5- COLUMBUS PROPOSED CHARTER AMENDMENT (ISSUE #36)		-6- COLUMBUS PROPOSED CHARTER AMENDMENT (ISSUE #32)		-7- MINERVA PARK PROPOSED BOND ISSUE (ISSUE #47)		-8- PLAIN TWP PROP TAX LEVY (REPLACEMENT) (ISSUE #52)		TOTAL VOTE
	FOR	AGAINST	FOR	AGAINST	YES	NO	FOR	AGAINST	YES	NO	YES	NO	FOR	AGAINST	FOR	AGAINST	
COLS 49-	A								245	172	211	246					556
	B								187	201	170	247					483
	C								151	132	137	169					377
	D								107	168	94	205					366
	E								111	75	95	106					231
									801	748	707	973					2066
COLS 50-	A								126	101	118	120					369
	B								132	137	127	155					423
	C								97	91	97	105					279
	D								99	61	87	83					196
									454	390	429	463					1267
COLS 51-	A								165	148	160	169					446
	B								87	105	77	115					267
	C								152	146	159	162					444
	D								105	90	99	113					289
									509	489	495	559					1446
COLS 52-	A								297	115	285	160					536
	B								297	96	266	158					503
	C								245	130	258	160					481
	D								214	64	206	88					362
	E								183	66	165	97					300
	F								240	128	218	180					448
	G								117	30	103	53					179
									1593	629	1501	896					2809
COLS 53-	A								204	105	182	150					392
	B								243	79	224	137					406
	C								256	101	254	141					455
	D								265	106	245	163					485
	E								216	100	184	162					407
	F								116	25	114	42					167
	G								157	64	147	98					280
	H								93	19	82	49					145
	I								249	70	227	132					422
									1799	669	1659	1074					3159
COLS 54-	A								192	79	184	107					344
	B								235	69	216	118					381
	C								206	53	185	100					329
	D								260	86	242	131					443
	E								154	58	149	90					283
	F								232	99	215	148					451
									1279	444	1191	694					2231
COLS 55-	A								116	62	130	66					246
	B								136	72	147	75					265
	C								151	82	143	96					313
	D								185	55	202	66					324
									588	271	622	303					1148
COLS 56-	A								145	54	127	85					256
	B								64	65	62	72					192
	C								92	81	85	95					245
	D								60	58	78	57					188
	E								190	158	184	177					536
	F								164	110	153	144					399
	G								134	99	129	109					338
	H								124	82	117	101					293
	I								166	74	147	118					326
									1139	781	1082	958					2773

* - OFFICIAL RESULTS - *

* - GENERAL ELECTION - NOVEMBER 3, 1998 - FRANKLIN COUNTY, OHIO - *

		-1- NORWICH TWP PROP TAX LEVY (ISSUE #50)		-2- MIFFLIN TWP ROAD & BRIDGE DIST PROPOSED TAX LEVY (ISSUE#49)		-3- GROVEPORT WATER SERV REFERENDUM ON ORD NO 37-98 (ISSUE #46)		-4- SOUTH-WESTERN CITY SCH DIST PROP BOND ISSUE (ISSUE #7)		-5- COLUMBUS PROPOSED CHARTER AMENDMENT (ISSUE #36)		-6- COLUMBUS PROPOSED CHARTER AMENDMENT (ISSUE #32)		-7- MINERVA PARK PROPOSED BOND ISSUE (ISSUE #47)		-8- PLAIN TWP PROP TAX LEVY (REPLACEMENT) (ISSUE #52)		TOTAL VOTE
		FOR	AGAINST	FOR	AGAINST	YES	NO	FOR	AGAINST	YES	NO	YES	NO	FOR	AGAINST	FOR	AGAINST	
COLS 57-	A									152	115	147	139					322
	B									169	87	139	126					301
	C					114	74			242	97	216	155					435
	D					314	169			347	102	339	168					596
	E					77	34			146	47	124	88					244
	F					64	36			215	78	206	125					386
	G					0	0			180	119	161	159					389
	H					289	91			370	109	345	191					641
								858	404	1821	754	1677	1151					3314
COLS 58-	A					153	120			192	134	187	152					411
	B					171	121			234	132	242	179					497
	C					212	189			193	139	178	179					403
	D									163	129	154	158					371
	E					266	248			229	164	218	216					522
	F					241	233			197	170	161	236					487
	G					1	0			133	106	149	108					314
	H					253	147			187	122	173	161					407M
								1297	1058	1528	1096	1462	1389					3412
COLS 59-	A									261	75	261	120					448
	B									274	71	260	123					444
	C									239	36	245	71					363
	D									191	45	183	93					312
	E									66	20	75	25					112
	F									242	50	223	95					377
										1273	297	1247	517					2056
COLS 60-	A									263	61	244	106					398
	B									251	66	232	129					416
	C									346	95	316	171					583
	D									337	70	334	117					506
	E									209	57	187	110					345
	F									344	74	329	122					528
	G									152	22	142	52					227
										1902	445	1784	807					3003
COLS 61-	A									168	64	155	96					309
	B									172	74	164	100					314
	C									176	65	161	104					303
	D									295	92	283	146					495
										811	295	763	446					1421
COLS 62-	A									185	41	157	88					277
	B									185	64	172	117					341
	C									239	88	207	161					426
	D									161	35	138	75					242
	E									193	57	176	110					341
	F									183	84	154	135					334
	G									172	69	173	100					321
	H									212	74	206	113					370
	I									226	67	211	133					408
										1756	579	1594	1032					3060

* - OFFICIAL RESULTS - *

* - GENERAL ELECTION - NOVEMBER 3, 1998 - FRANKLIN COUNTY, OHIO - *

COLS	-1- NORWICH TWP PROP TAX LEVY (ISSUE #50)		-2- MIFFLIN TWP ROAD & BRIDGE DIST PROPOSED TAX LEVY (ISSUE#49)		-3- GROVEPORT WATER SERV REFERENDUM ON ORD NO.37-98 (ISSUE #46)		-4- SOUTH-WESTERN CITY SCH DIST PROP BOND ISSUE (ISSUE #7)		-5- COLUMBUS PROPOSED CHARTER AMENDMENT (ISSUE #36)		-6- COLUMBUS PROPOSED CHARTER AMENDMENT (ISSUE #32)		-7- MINERVA PARK PROPOSED BOND ISSUE (ISSUE #47)		-8- PLAIN TWP PROP TAX LEVY (REPLACEMENT) (ISSUE #52)		TOTAL VOTE
	FOR	AGAINST	FOR	AGAINST	YES	NO	FOR	AGAINST	YES	NO	YES	NO	FOR	AGAINST	FOR	AGAINST	
COLS 63-	A								343	98	334	147					539
	B								281	74	260	122					442
	C								372	94	341	172					586
	D								161	51	165	78					277
	E								235	82	218	121					424
	F								225	60	220	108					380
	G								235	69	241	102					431
	H								159	39	141	80					268
	I								125	24	126	45					195
	J								161	46	148	75					284
	K								2302	637	2194	1050					3806
COLS 64-	A								218	61	221	97					391
	B								282	67	258	125					437
	C								240	55	246	99					404
	D								303	69	286	142					499
	E								272	68	254	135					456
	F								309	67	276	119					488
	G								120	44	99	77					202
	H								1744	431	1640	794					2877
COLS 65-	A								178	40	167	80					293
	B								210	38	191	83					321
	C								215	54	206	105					364
	D								251	61	236	107					389
	E								268	65	236	146					440
	F								198	46	171	96					306
	G								301	61	268	143					474
	H								1621	365	1475	760					2587
COLS 66-	A								205	73	195	112					347
	B								178	43	162	86					300
	C								288	80	265	159					481
	D								271	80	252	135					454
	E								211	67	221	86					392
	F								1153	343	1095	578					1974
COLS 67-	A				279	136			213	118	205	160					423
	B				323	131			254	99	227	164					460
	C				206	128			164	91	145	126					341
	D				154	91			123	73	114	95					248
	E				254	161			196	129	178	166					421
	F				330	194			271	149	249	209					565
	G				206	159			168	106	159	133					376
	H				284	120			173	109	185	144					407
	I				235	140			192	111	161	158					379
	J				262	106			172	89	164	131					370
	K				211	81			135	73	138	98					294
	L				2744	1447			2061	1147	1925	1584					4284
COLS 68-	A								162	53	145	90					279
	B								109	42	96	69					196
	C								148	62	124	98					257
	D								109	63	106	80					228
	E								528	220	471	337					960

* - OFFICIAL RESULTS - *

* - GENERAL ELECTION - NOVEMBER 3, 1998 - FRANKLIN COUNTY, OHIO - *

COLS		-1- NORWICH TWP PROP TAX LEVY (ISSUE #50)		-2- MIFFLIN TWP ROAD & BRIDGE DIST PROPOSED TAX LEVY (ISSUE#49)		-3- GROVEPORT WATER SERV REFERENDUM ON ORD NO.37-98 (ISSUE #46)		-4- SOUTH-WESTERN CITY SCH DIST PROP BOND ISSUE (ISSUE #7)		-5- COLUMBUS PROPOSED CHARTER AMENDMENT (ISSUE #36)		-6- COLUMBUS PROPOSED CHARTER AMENDMENT (ISSUE #32)		-7- MINERVA PARK PROPOSED BOND ISSUE (ISSUE #47)		-8- PLAIN TWP PROP TAX LEVY (REPLACEMENT) (ISSUE #52)		TOTAL VOTE
		FOR	AGAINST	FOR	AGAINST	YES	NO	FOR	AGAINST	YES	NO	YES	NO	FOR	AGAINST	FOR	AGAINST	
69-	A									254	89	265	147					473
	B									132	31	128	61					216
	C									327	58	304	135					487
	D									328	65	302	131					490
	E									229	42	208	106					360
	F									251	67	242	114					427
	G									193	38	165	107					308
	H									159	42	146	86					279
	I									296	56	249	146					459
										2179	488	2009	1033					3499
70-	A									274	55	253	111					432
	B									277	54	263	103					423
	C									315	83	331	118					530
	D									408	96	389	148					616
	E									172	50	163	77					289
										1446	338	1399	557					2290
71-	A									168	29	151	70					247
	B									174	35	184	56					263
	C									136	30	120	68					209
	D									180	47	173	97					320
	E									229	50	180	144					369
	F									259	80	245	140					434
	G									165	48	139	108					280
	H									228	63	211	127					404
	I									187	45	156	94					279
	J									220	50	192	111					350
	K									211	52	179	107					331
	L									196	44	182	85					299
										2353	573	2112	1207					3785
72-	A									287	55	289	99					437
	B									280	33	242	105					394
	C									280	42	258	107					421
	D									337	46	316	107					477
	E									322	45	290	124					477
	F									255	45	222	126					420
										1761	266	1617	668					2626
73-	A									293	72	267	135					485
	B									183	49	189	71					289
	C									311	63	265	147					480
	D									184	49	165	92					294
	E									277	48	239	133					439
	F									216	56	195	105					353
	G									180	48	166	87					287
	H									255	65	226	135					425
										1899	450	1712	905					3052
74-	A									255	54	219	125					394
	B									251	58	242	107					414
	C									346	66	326	135					548
	D									171	39	149	89					279
	E									157	43	152	81					267
	F									166	45	148	94					278
	G									218	44	210	93					343
	H									253	70	262	116					443
										1817	419	1708	840					2966

* - OFFICIAL RESULTS - *

* - GENERAL ELECTION - NOVEMBER 3, 1998 - FRANKLIN COUNTY, OHIO - *

		-1- NORWICH TWP PROP TAX LEVY (ISSUE #50)		-2- MIFFLIN TWP ROAD & BRIDGE DIST PROPOSED TAX LEVY (ISSUE#49)		-3- GROVEPORT WATER SERV REFERENDUM ON ORD NO. 37-98 (ISSUE #46)		-4- SOUTH-WESTERN CITY SCH DIST PROP BOND ISSUE (ISSUE #7)		-5- COLUMBUS PROPOSED CHARTER AMENDMENT (ISSUE #36)		-6- COLUMBUS PROPOSED CHARTER AMENDMENT (ISSUE #32)		-7- MINERVA PARK PROPOSED BOND ISSUE (ISSUE #47)		-8- PLAIN TWP PROP TAX LEVY (REPLACEMENT) (ISSUE #52)		TOTAL VOTE	
		FOR	AGAINST	FOR	AGAINST	YES	NO	FOR	AGAINST	YES	NO	YES	NO	FOR	AGAINST	FOR	AGAINST		
FRANK	A							163	327									505	
	B							160	208									371	
	C							150	243									453	
	D							139	285									444	
	E							156	262									431	
	F							119	44										172
								887	1369									2376	
GR CTY 1-	A							215	218									441	
	B							185	224									416	
	C							383	205									591	
	D							96	65									164	
								879	712									1612	
GR CTY 2-	A							229	232									467	
	B							315	331									650	
	C							246	191									441	
								790	754									1558	
GR CTY 3-	A							251	244									498	
	B							403	231									641	
	C							313	290									611	
	D							342	194									539	
	E							347	168									520	
	F							322	147									473	
	G							306	199									510	
								2284	1473									3792	
GR CTY 4-	A							171	226									403	
	B							330	199									538	
	C							243	162									409	
	D							234	181									419	
	E							254	188									447	
								1232	956									2216	
GRVPT	A					241	178											427M	
	B					143	228											373	
	C					122	231											355	
						506	637											1155	
HAR'RG									35	92									129
									35	92									129
HILL 1-	A	156	87															255	
	B	190	118															314	
	C	244	142															396	
	D	253	150															414	
		843	497															1379	
HILL 2-	A	281	146															438	
	B	272	210															500	
	C	250	183															465	
	D	272	169															455	
		1075	708															1858	
HILL 3-	A	168	107															284	
	B	215	151															372	
	C	169	104															276	
	D	262	201															478	
		814	563															1413	

* - OFFICIAL RESULTS - *

* - GENERAL ELECTION - NOVEMBER 3, 1998 - FRANKLIN COUNTY, OHIO - *

		-1- NORWICH TWP PROP TAX LEVY (ISSUE #50)		-2- MIFFLIN TWP ROAD & BRIDGE DIST PROPOSED TAX LEVY (ISSUE#49)		-3- GROVEPORT WATER SERV REFERENDUM ON ORD NO.37-98 (ISSUE #46)		-4- SOUTH-WESTERN CITY SCH DIST PROP BOND ISSUE (ISSUE #7)		-5- COLUMBUS PROPOSED CHARTER AMENDMENT (ISSUE #36)		-6- COLUMBUS PROPOSED CHARTER AMENDMENT (ISSUE #32)		-7- MINERVA PARK PROPOSED BOND ISSUE (ISSUE #47)		-8- PLAIN TWP PROP TAX LEVY (REPLACEMENT) (ISSUE #52)		TOTAL VOTE
		FOR	AGAINST	FOR	AGAINST	YES	NO	FOR	AGAINST	YES	NO	YES	NO	FOR	AGAINST	FOR	AGAINST	
HILL 4 -	A	277	174															463
	B	280	205															502
	C	291	178															492
	D	226	118															355
		1074	675															1812
JACK -	A							190	275									470
	B							174	208									387
	C							160	263									427
	D							224	331									563
								748	1077									1847
MIFF -	A			137	164													324
	B			103	128													243
				240	292													567
MIN PK														483	150			641
														483	150			641
NEW AL -	A															176	196	377
	B															179	159	341
	C															252	175	438
																607	521	1156
NOR -	A	286	225															529
	B	298	183															490
	C	233	176															421
	D	166	140															313
		983	724															1753
PLAIN -	A															87	182	275
	B															136	151	297
	C															151	196	355
																374	529	927
PLEAS -	A							132	212									374
	B							167	268									448
	C							166	219									433
	D							276	260									540
	E							188	205									398
	F							90	166									260
								1019	1330									2453
PRAIR -	B							219	310									534
	C							103	145									429
	D							296	241									545
	E							203	186									393
	F							206	258									470
	G							218	200									426
	H							158	151									319
	I							189	275									471
	J							140	135									282
	K							131	153									288
								1863	2054									4157
URB'ST								72	43									124
								72	43									124

* - OFFICIAL RESULTS - *

* - GENERAL ELECTION - NOVEMBER 3, 1998 - FRANKLIN COUNTY, OHIO - *

** RECAP **	-1- NORWICH TWP PROP TAX LEVY (ISSUE #50)		-2- MIFFLIN TWP ROAD & BRIDGE DIST PROPOSED TAX LEVY (ISSUE#49)		-3- GROVEPORT WATER SERV REFERENDUM ON ORD NO.37-98 (ISSUE #46)		-4- SOUTH-WESTERN CITY SCH DIST PROP BOND ISSUE (ISSUE #7)		-5- COLUMBUS PROPOSED CHARTER AMENDMENT (ISSUE #36)		-6- COLUMBUS PROPOSED CHARTER AMENDMENT (ISSUE #32)		-7- MINERVA PARK PROPOSED BOND ISSUE (ISSUE #47)		-8- PLAIN TWP PROP TAX LEVY (REPLACEMENT) (ISSUE #52)		TOTAL VOTE
	FOR	AGAINST	FOR	AGAINST	YES	NO	FOR	AGAINST	YES	NO	YES	NO	FOR	AGAINST	FOR	AGAINST	
COLS 01-									506	327	480	385					1022
COLS 02-									1335	363	1354	504					2082
COLS 03-									596	396	576	479					1338
COLS 04-									447	296	425	346					1056
COLS 05-									496	286	470	362					1228
COLS 06-									868	565	887	627					2167
COLS 07-									580	346	563	398					1495
COLS 08-									776	185	813	270					1307
COLS 09-									244	202	209	252					544
COLS 10-							21	17	3033	949	2733	1663					5150
COLS 11-							28	21	889	596	838	726					1890
COLS 12-									461	182	486	221					859
COLS 13-									338	247	294	291					910
COLS 14-									1009	195	1115	295					1592
COLS 15-									432	77	444	164					675
COLS 16-									633	121	634	232					989
COLS 17-									562	515	550	582					1698
COLS 18-									1403	296	1485	463					2191
COLS 19-									2735	440	2782	876					4180
COLS 20-									1092	163	1114	346					1652
COLS 21-									2050	432	1973	787					3220
COLS 22-									2060	669	2020	1026					3653
COLS 23-									723	415	664	574					1536
COLS 24-									749	500	660	657					1585
COLS 25-									981	818	932	949					2672
COLS 26-									448	261	415	322					1055
COLS 27-									1220	434	1215	608					2196
COLS 28-									1319	724	1299	898					2820
COLS 29-									352	425	315	485					1049
COLS 30-									1164	464	1064	685					2059
COLS 31-									636	404	563	544					1357
COLS 32-							49	16	859	397	841	568					1665
COLS 33-									1530	273	1562	518					2353
COLS 34-									1205	603	1112	823					2292

* - OFFICIAL RESULTS - *

* - GENERAL ELECTION - NOVEMBER 3, 1998 - FRANKLIN COUNTY, OHIO - *

** RECAP **	-1- NORWICH TWP PROP TAX LEVY (ISSUE #50)		-2- MIFFLIN TWP ROAD & BRIDGE DIST PROPOSED TAX LEVY (ISSUE#49)		-3- GROVEPORT WATER SERV REFERENDUM ON ORD NO.37-98 (ISSUE #46)		-4- SOUTH-WESTERN CITY SCH DIST PROP BOND ISSUE (ISSUE #7)		-5- COLUMBUS PROPOSED CHARTER AMENDMENT (ISSUE #36)		-6- COLUMBUS PROPOSED CHARTER AMENDMENT (ISSUE #32)		-7- MINERVA PARK PROPOSED BOND ISSUE (ISSUE #47)		-8- PLAIN TWP PROP TAX LEVY (REPLACEMENT) (ISSUE #52)		TOTAL VOTE
	FOR	AGAINST	FOR	AGAINST	YES	NO	FOR	AGAINST	YES	NO	YES	NO	FOR	AGAINST	FOR	AGAINST	
COLS 35-									616	470	609	530					1639
COLS 36-							854	575	1083	642	972	884					2191
COLS 37-							512	348	507	403	501	480					1227
COLS 38-							0	0	412	280	360	360					866
COLS 39-									289	52	289	122					483
COLS 40-									453	71	460	173					711
COLS 41-									339	67	306	168					543
COLS 42-									651	356	584	487					1330
COLS 43-									907	503	822	696					1794
COLS 44-									1639	813	1575	1066					3208
COLS 45-									1872	1026	1673	1458					3668
COLS 46-									2179	712	1987	1133					3645
COLS 47-									1007	516	992	680					2058
COLS 48-									820	518	761	654					1843
COLS 49-									801	748	707	973					2006
COLS 50-									454	390	429	463					1267
COLS 51-									509	489	495	559					1446
COLS 52-									1593	629	1501	896					2809
COLS 53-									1799	669	1659	1074					3159
COLS 54-									1279	444	1191	694					2231
COLS 55-									588	271	622	303					1148
COLS 56-									1139	781	1082	958					2773
COLS 57-							858	404	1821	754	1677	1151					3314
COLS 58-							1297	1058	1528	1096	1462	1389					3412
COLS 59-									1273	297	1247	517					2056
COLS 60-									1902	445	1784	807					3003
COLS 61-									811	295	763	446					1421
COLS 62-									1756	579	1594	1032					3060
COLS 63-									2302	637	2194	1050					3806
COLS 64-									1744	431	1640	794					2877
COLS 65-									1621	365	1475	760					2587
COLS 66-									1153	343	1095	578					1974
COLS 67-							2744	1447	2061	1147	1925	1584					4284
COLS 68-									528	220	471	337					960

* - OFFICIAL RESULTS - *

* - GENERAL ELECTION - NOVEMBER 3, 1998 - FRANKLIN COUNTY, OHIO - *

** RECAP **	-1- NORWICH TWP PROP TAX LEVY (ISSUE #50)		-2- MIFFLIN TWP ROAD & BRIDGE DIST PROPOSED TAX LEVY (ISSUE#49)		-3- GROVEPORT WATER SERV REFERENDUM ON ORD NO.37-98 (ISSUE #46)		-4- SOUTH-WESTERN CITY SCH DIST PROP BOND ISSUE (ISSUE #7)		-5- COLUMBUS PROPOSED CHARTER AMENDMENT (ISSUE #36)		-6- COLUMBUS PROPOSED CHARTER AMENDMENT (ISSUE #32)		-7- MINERVA PARK PROPOSED BOND ISSUE (ISSUE #47)		-8- PLAIN TWP PROP TAX LEVY (REPLACEMENT) (ISSUE #52)		TOTAL VOTE
	FOR	AGAINST	FOR	AGAINST	YES	NO	FOR	AGAINST	YES	NO	YES	NO	FOR	AGAINST	FOR	AGAINST	
COLS 69-									2179	488	2009	1033					3499
COLS 70-									1446	338	1399	557					2290
COLS 71-									2353	573	2112	1207					3785
COLS 72-									1761	266	1617	668					2626
COLS 73-									1899	450	1712	905					3052
COLS 74-									1817	419	1708	840					2966
FRANK -	0	0	0	0	0	0	6363	3886	84622	33559	80348	49392	0	0	0	0	156554
GR CTY 1-							887	1369					0	0	0	0	2376
GR CTY 2-							887	1369					0	0	0	0	2376
GR CTY 3-							879	712					0	0	0	0	1612
GR CTY 4-							790	754					0	0	0	0	1558
GRVPT -					506	637	2284	1473					0	0	0	0	3792
HAR'RG					506	637	1232	956					0	0	0	0	2216
HILL 1-	843	497					5185	3895					0	0	0	0	9178
HILL 2-	1075	708											0	0	0	0	1155
HILL 3-	814	563											0	0	0	0	1155
HILL 4-	1074	675					35	92					0	0	0	0	129
JACK	3806	2443					35	92					0	0	0	0	129
MIFF -			240	292									0	0	0	0	1379
MIN PK													483	150			1858
NEW AL -															607	521	1413
NOR -	983	724															1812
PLAIN -	983	724															6462
																	1847
																	1847
																	567
																	567
													483	150			641
													483	150			641
															607	521	1156
															607	521	1156
																	1753
																	1753
															374	529	927
															374	529	927

* - OFFICIAL RESULTS - *

* - GENERAL ELECTION - NOVEMBER 3, 1998 - FRANKLIN COUNTY, OHIO - *

** RECAP **	-1- NORWICH TWP PROP TAX LEVY (ISSUE #50)		-2- MIFFLIN TWP ROAD & BRIDGE DIST PROPOSED TAX LEVY (ISSUE#49)		-3- GROVEPORT WATER SERV REFERENDUM ON ORD NO.37-98 (ISSUE #46)		-4- SOUTH-WESTERN CITY SCH DIST PROP BOND ISSUE (ISSUE #7)		-5- COLUMBUS PROPOSED CHARTER AMENDMENT (ISSUE #36)		-6- COLUMBUS PROPOSED CHARTER AMENDMENT (ISSUE #32)		-7- MINERVA PARK PROPOSED BOND ISSUE (ISSUE #47)		-8- PLAIN TWP PROP TAX LEVY (REPLACEMENT) (ISSUE #52)		TOTAL VOTE
	FOR	AGAINST	FOR	AGAINST	YES	NO	FOR	AGAINST	YES	NO	YES	NO	FOR	AGAINST	FOR	AGAINST	
PLEAS	0	0	0	0	0	0	1019	1330	0	0	0	0	0	0	0	0	2453
PRAIR	0	0	0	0	0	0	1863	2054	0	0	0	0	0	0	0	0	4157
URB'ST	0	0	0	0	0	0	72	43	0	0	0	0	0	0	0	0	124
	0	0	0	0	0	0	72	43	0	0	0	0	0	0	0	0	124

* - OFFICIAL RESULTS - *

* - GENERAL ELECTION - NOVEMBER 3, 1998 - FRANKLIN COUNTY, OHIO - *

** RECAP **	-1- NORWICH TWP PROP TAX LEVY (ISSUE #50)		-2- MIFFLIN TWP ROAD & BRIDGE DIST PROPOSED TAX LEVY (ISSUE#49)		-3- GROVEPORT WATER SERV REFERENDUM ON ORD NO. 37-98 (ISSUE #46)		-4- SOUTH-WESTERN CITY SCH DIST PROP BOND ISSUE (ISSUE #7)		-5- COLUMBUS PROPOSED CHARTER AMENDMENT (ISSUE #36)		-6- COLUMBUS PROPOSED CHARTER AMENDMENT (ISSUE #32)		-7- MINERVA PARK PROPOSED BOND ISSUE (ISSUE #47)		-8- PLAIN TWP PROP TAX LEVY (REPLACEMENT) (ISSUE #52)		TOTAL VOTE
	FOR	AGAINST	FOR	AGAINST	YES	NO	FOR	AGAINST	YES	NO	YES	NO	FOR	AGAINST	FOR	AGAINST	
TOTALS:																	
POLL TOTAL	4789	3167	240	292	506	637	16172	13746	84622	33559	80348	49392	483	150	981	1050	189479
ABSENTEE	375	220	16	15	61	55	813	1135	6655	1739	5959	3376	34	26	75	61	23591
SUBTOTAL	5164	3387	256	307	567	692	16985	14881	91277	35298	86307	52768	517	176	1056	1111	213070
DEL'RE CO.									149	38	129	86					0
FAIR'D CO.									796	293	692	523					0
PICK'Y CO.							18	33									0
GRAND TOTAL	5164	3387	256	307	567	692	17003	14914	92222	35629	87128	53377	517	176	1056	1111	213070

* - GENERAL ELECTION - NOVEMBER 3, 1998 - FRANKLIN COUNTY, OHIO - *

-1-
#41 PROPOSED BOND ISSUE
CITY OF REYNOLDSBURG

A MAJORITY AFFIRMATIVE VOTE IS NECESSARY FOR PASSAGE.

SHALL BONDS BE ISSUED BY THE CITY OF REYNOLDSBURG FOR THE PURPOSE OF CONSTRUCTING, EQUIPPING AND FURNISHING IN CIVIC PARK A COMMUNITY RECREATION CENTER, INCLUDING A NATATORIUM AND OUTDOOR SWIMMING POOL, TOGETHER WITH ALL NEEDED WORK AND APPURTENANCES IN THE PRINCIPAL AMOUNT OF \$12,000,000 TO BE REPAYED ANNUALLY OVER A MAXIMUM PERIOD OF 25 YEARS, AND AN ANNUAL LEVY OF PROPERTY TAXES BE MADE OUTSIDE THE TEN-MILL LIMITATION ESTIMATED BY THE COUNTY AUDITOR TO AVERAGE OVER THE REPAYMENT PERIOD OF THE BOND ISSUE 1.82 MILLS FOR EACH ONE DOLLAR OF TAX VALUATION, WHICH AMOUNTS TO \$0.182 FOR EACH \$100 OF TAX VALUATION, TO PAY THE ANNUAL DEBT CHARGES ON THE BONDS, AND TO PAY DEBT CHARGES ON ANY NOTES ISSUED IN ANTICIPATION OF THOSE BONDS?

-2-
#39 PROPOSED ORDINANCE
(PROPOSED BY INITIATIVE PETITION)
CITY OF COLUMBUS

A MAJORITY AFFIRMATIVE VOTE IS NECESSARY FOR PASSAGE.

PROPOSED PROVISIONS FOR A CONNECTING ROADWAY AND BRIDGE BETWEEN BETHEL AND MORSE ROADS IN THE CITY OF COLUMBUS RUNNING FROM THE EAST TERMINUS OF BETHEL ROAD GENERALLY ALONG RATHBONE ROAD AND CONNECTING THE WEST TERMINUS OF MORSE ROAD; FOR COMPENSATING PROPERTY OWNERS WHOSE PROPERTY WILL BE TAKEN TO CONSTRUCT THE CONNECTOR ONE HUNDRED TEN PERCENT (110%) OF THE FAIR MARKET VALUE OF THEIR PROPERTY; AND IN ACCORDANCE WITH ADDITIONAL SPECIFICATIONS OUTLINED IN THE INITIATIVE PETITION AS SUBMITTED TO THE COLUMBUS CITY CLERK ON JULY 6, 1998.

SHALL THE PROPOSED ORDINANCE TO CONSTRUCT A ROADWAY AND BRIDGE BETWEEN BETHEL AND MORSE ROADS, BE ADOPTED?

-3-
#38 PROPOSED CHARTER AMENDMENT
CITY OF COLUMBUS

A MAJORITY AFFIRMATIVE VOTE IS NECESSARY FOR PASSAGE.

SHALL SECTION 202 OF THE CHARTER OF THE CITY OF COLUMBUS, OHIO, BE AMENDED TO ESTABLISH UNIFORM PROCEDURES FOR CANDIDATES FILING PETITIONS FOR MUNICIPAL OFFICE AND REPEAL THE ORIGINAL PROVISIONS THEREOF AS RECOMMENDED BY THE CHARTER REVIEW COMMITTEE?

-4-
#6 PROPOSED BOND ISSUE AND TAX LEVY
HAMILTON LOCAL SCHOOL DISTRICT

A MAJORITY AFFIRMATIVE VOTE IS NECESSARY FOR PASSAGE.

SHALL THE HAMILTON LOCAL SCHOOL DISTRICT BE AUTHORIZED TO DO THE FOLLOWING:

(1) ISSUE BONDS FOR THE PURPOSE OF CONSTRUCTING AN ELEMENTARY SCHOOL; RENOVATING, REPAIRING AND IMPROVING THE HIGH SCHOOL, THE ELEMENTARY SCHOOLS AND RELATED FACILITIES, INCLUDING IMPROVING ACCESS FOR THE DISABLED; FURNISHING AND EQUIPPING THE SAME, INCLUDING TECHNOLOGY FOR CLASSROOM INSTRUCTION; LANDSCAPING AND IMPROVING THE SITES THEREOF; AND ACQUIRING LAND AND INTERESTS IN LAND IF NECESSARY IN CONNECTION THEREWITH IN THE PRINCIPAL AMOUNT OF \$13,805,000, TO BE REPAYED ANNUALLY OVER A MAXIMUM PERIOD OF 28 YEARS, AND LEVY A PROPERTY TAX OUTSIDE THE TEN-MILL LIMITATION, ESTIMATED BY THE COUNTY AUDITOR TO AVERAGE OVER THE REPAYMENT PERIOD 5.14 MILLS FOR EACH ONE DOLLAR OF TAX VALUATION, WHICH AMOUNTS TO \$0.514 FOR EACH \$100 OF TAX VALUATION, TO PAY THE ANNUAL DEBT CHARGES ON THE BONDS, AND TO PAY DEBT CHARGES ON ANY NOTES ISSUED IN ANTICIPATION OF THOSE BONDS? AND

(2) LEVY AN ADDITIONAL PROPERTY TAX TO PROVIDE FUNDS FOR THE ACQUISITION, CONSTRUCTION, ENLARGEMENT, RENOVATION, AND FINANCING OF PERMANENT IMPROVEMENTS AT A RATE NOT EXCEEDING 1.85 MILLS FOR EACH ONE DOLLAR OF TAX VALUATION, WHICH AMOUNTS TO \$0.185 FOR EACH \$100 OF TAX VALUATION, FOR A PERIOD OF FIVE YEARS.

-5-
#30 PROPOSED TAX LEVY
FRANKLIN COUNTY
MENTAL RETARDATION AND DEVELOPMENTAL
DISABILITIES

A MAJORITY AFFIRMATIVE VOTE IS NECESSARY FOR PASSAGE.

AN ADDITIONAL TAX FOR THE BENEFIT OF FRANKLIN COUNTY FOR THE PURPOSE OF PROVIDING FOR COMMUNITY PROGRAMS AND SERVICES FOR CHILDREN AND ADULTS WHO HAVE MENTAL RETARDATION AND DEVELOPMENTAL DISABILITIES PURSUANT TO CHAPTER 5126 OF THE REVISED CODE, AT A RATE NOT EXCEEDING 2.32 MILLS FOR EACH ONE DOLLAR OF VALUATION, WHICH AMOUNTS TO \$0.232 FOR EACH ONE HUNDRED DOLLARS OF VALUATION, FOR A PERIOD OF TEN YEARS.

-6-
#35 PROPOSED CHARTER AMENDMENT
CITY OF COLUMBUS

A MAJORITY AFFIRMATIVE VOTE IS NECESSARY FOR PASSAGE.

SHALL SECTION 67, OF THE CHARTER OF THE CITY OF COLUMBUS, OHIO, BE AMENDED TO REVISE THE POWERS AND DUTIES OF THE CITY ATTORNEY TO ONLY THOSE OTHERWISE SPECIFIED IN THIS CHARTER AND BY ORDINANCE OF CITY COUNCIL, AND REPEAL SECTION 77, AS RECOMMENDED BY THE CHARTER REVIEW COMMITTEE?

-7-
#37 PROPOSED CHARTER AMENDMENT
CITY OF COLUMBUS

A MAJORITY AFFIRMATIVE VOTE IS NECESSARY FOR PASSAGE.

SHALL SECTION 148(L) OF THE CHARTER OF THE CITY OF COLUMBUS, OHIO, BE AMENDED TO ESTABLISH A LIMITED NUMBER OF POSITIONS IN THE UNCLASSIFIED SERVICE AND REPEAL THE ORIGINAL PROVISIONS THEREOF, AS RECOMMENDED BY THE CHARTER REVIEW COMMITTEE?

-8-
#34 PROPOSED CHARTER AMENDMENT
CITY OF COLUMBUS

A MAJORITY AFFIRMATIVE VOTE IS NECESSARY FOR PASSAGE.

SHALL SECTION 27, OF THE CHARTER OF THE CITY OF COLUMBUS, OHIO, BE AMENDED TO PROVIDE FOR ADDITIONAL PUBLICATION OF THE ANNUAL APPROPRIATION ORDINANCE AND TO CAUSE THE PASSAGE OF THE ANNUAL BUDGET TO OCCUR UP TO 21 DAYS SOONER THAN CURRENT PROVISIONS ALLOW; AND REPEAL THE ORIGINAL PROVISIONS THEREOF, AS RECOMMENDED BY THE CHARTER COMMITTEE?

* - OFFICIAL RESULTS - *

* - GENERAL ELECTION - NOVEMBER 3, 1998 - FRANKLIN COUNTY, OHIO - *

	-1- REYNOLDSBURG PROPOSED BOND ISSUE (ISSUE #41)		-2- COLUMBUS PROPOSED ORDINANCE (BY INIT. PETITION) (ISSUE #39)		-3- COLUMBUS PROPOSED CHARTER AMENDMENT (ISSUE #38)		-4- HAMILTON LOCAL SCH DIST PROP BOND ISS & TAX LEVY (ISSUE#6)		-5- FRANKLIN COUNTY MR & DD PROP TAX LEVY (ISSUE #30)		-6- COLUMBUS PROPOSED CHARTER AMENDMENT (ISSUE #35)		-7- COLUMBUS PROPOSED CHARTER AMENDMENT (ISSUE #37)		-8- COLUMBUS PROPOSED CHARTER AMENDMENT (ISSUE #34)		TOTAL VOTE
	FOR	AGAINST	FOR	AGAINST	YES	NO	FOR	AGAINST	FOR	AGAINST	YES	NO	YES	NO	YES	NO	
BEXLEY 1- A									280	135							430
BEXLEY 1- B									193	145							345
BEXLEY 1- C									315	127							457
									788	407							1232
BEXLEY 2- A									403	166							593
BEXLEY 2- B									185	94							287
BEXLEY 2- C									260	129							402
									848	389							1282
BEXLEY 3- A									349	164							526
BEXLEY 3- B									325	145							491
BEXLEY 3- C									263	122							397
									937	431							1414
BEXLEY 4- A									166	56							235
BEXLEY 4- B									138	48							190
BEXLEY 4- C									258	121							393
BEXLEY 4- D									209	89							300
									771	314							1118
BLEND - A									125	140							274
BLEND - B									93	123							220
BLEND - C									167	144							317
BLEND - D									161	144							319
BLEND - E									159	155							323
BLEND - F									225	214							449
BLEND - G									221	179							410
									1151	1099							2312
BROWN - A									224	282							524
BROWN - B									121	163							294
									345	445							818
CAN W - A									283	355							661
CAN W - B									109	126							243
CAN W - C									114	131							261
CAN W - D									57	84							148
									563	696							1313
CLINT - A									155	175							353
CLINT - B									170	134							320
CLINT - C									144	99							252
									469	408							925
COLS 01- A		85	232	170	109				203	124	158	116	136	135	167	105	351
COLS 01- B		64	167	117	103				124	118	100	118	97	120	109	104	269
COLS 01- C		112	258	222	95				222	161	213	117	189	134	212	119	402
		261	657	509	307				549	403	471	351	422	389	498	328	1022
COLS 02- A		52	142	100	79				122	84	90	87	86	92	90	93	230
COLS 02- B		120	289	268	90				229	186	225	121	210	123	258	102	425
COLS 02- C		88	255	244	56				209	138	228	71	199	91	233	68	360
COLS 02- D		111	241	257	36				208	150	226	65	218	65	249	46	367
COLS 02- E		109	237	243	51				236	121	225	60	205	76	233	66	370
COLS 02- F		88	224	240	43				196	119	222	60	210	67	220	55	330
		568	1388	1352	355				1200	798	1216	464	1128	514	1283	430	2082

* - OFFICIAL RESULTS - *

* - GENERAL ELECTION - NOVEMBER 3, 1998 - FRANKLIN COUNTY, OHIO - *

		-1- REYNOLDSBURG PROPOSED BOND ISSUE (ISSUE #41)		-2- COLUMBUS PROPOSED ORDINANCE (BY INIT PETITION) (ISSUE #39)		-3- COLUMBUS PROPOSED CHARTER AMENDMENT (ISSUE #38)		-4- HAMILTON LOCAL SCH DIST PROP BOND ISS & TAX LEVY (ISSUE#6)		-5- FRANKLIN COUNTY MR & DD PROP TAX LEVY (ISSUE #30)		-6- COLUMBUS PROPOSED CHARTER AMENDMENT (ISSUE #35)		-7- COLUMBUS PROPOSED CHARTER AMENDMENT (ISSUE #37)		-8- COLUMBUS PROPOSED CHARTER AMENDMENT (ISSUE #34)		TOTAL VOTE
		FOR	AGAINST	FOR	AGAINST	YES	NO	FOR	AGAINST	FOR	AGAINST	YES	NO	YES	NO	YES	NO	
COLS 03-	A	79	127	120	70	165	63	109	82	106	76	108	79	108	79			255
	B	98	183	161	80	210	95	147	98	127	107	147	97	147	97			323
	C	100	237	182	110	228	137	162	135	151	138	161	139	161	139			392
	D	111	208	174	112	177	163	150	123	138	133	143	131	143	131			368
		388	755	637	372	780	458	568	438	522	454	559	446	559	446			1338
COLS 04-	A	86	140	142	75	184	72	118	94	117	92	129	86	129	86			297
	B	108	127	116	103	171	78	107	114	108	107	107	109	107	109			295
	C	45	68	70	36	95	31	64	41	52	49	65	39	65	39			146
	D	115	117	122	82	197	67	118	97	86	108	120	83	120	83			318
		354	452	450	296	647	248	407	346	363	356	421	317	421	317			1056
COLS 05-	A	115	161	171	84	234	75	131	117	132	113	136	110	136	110			360
	B	116	149	150	81	227	69	133	94	116	110	134	90	134	90			352
	C	95	138	105	90	203	67	110	90	77	114	102	104	102	104			318
	D	50	82	62	55	111	41	60	57	50	61	53	61	53	61			198
		376	530	488	310	775	252	434	358	375	398	425	365	425	365			1228
COLS 06-	A	87	149	118	83	197	65	120	82	90	94	103	84	103	84			314
	B	141	198	185	120	307	93	164	144	148	146	180	130	180	130			472
	C	109	143	131	103	241	70	123	116	96	131	130	120	130	120			368
	D	108	167	160	77	211	75	146	88	130	104	162	89	162	89			332
	E	114	127	141	77	201	65	129	95	113	98	120	86	120	86			311
	F	101	165	151	84	237	80	121	109	110	122	137	99	137	99			370
		660	949	886	544	1394	448	803	634	687	695	832	608	832	608			2167
COLS 07-	A	67	79	83	46	131	36	69	61	60	57	68	55	68	55			209
	B	101	137	156	71	245	59	147	80	109	104	112	96	112	96			384
	C	99	102	112	72	163	52	92	94	88	93	92	87	92	87			267
	D	86	124	130	58	169	55	104	79	86	96	109	76	109	76			260
	E	126	133	145	79	232	64	146	84	124	100	137	83	137	83			375
		479	575	626	326	940	266	558	398	467	450	518	397	518	397			1495
COLS 08-	A	54	108	107	33	134	39	96	41	85	53	100	42	100	42			191
	B	146	189	231	56	265	102	211	78	197	81	224	66	224	66			420
	C	81	202	202	33	192	100	177	52	159	61	187	50	187	50			303
	D	119	245	260	53	230	144	231	69	222	80	252	62	252	62			393
		400	744	800	175	821	385	715	240	663	275	763	220	763	220			1307
COLS 09-	A	96	194	143	119	163	140	133	133	115	144	131	129	131	129			322
	B	57	141	111	72	124	87	97	88	95	88	103	85	103	85			222
		153	335	254	191	287	227	230	221	210	232	234	214	234	214			544
COLS 10-	A	194	289	332	84	285	203	304	100	278	121	302	108	302	108			516
	B	93	165	172	56	154	102	151	75	145	79	159	72	159	72			274
	C	79	164	134	83	171	90	123	90	101	112	116	98	116	98			295
	D	52	96	73	59	104	59	65	69	52	67	75	54	75	54			188
	E	221	380	411	88	338	267	370	111	353	120	389	113	389	113			647
	F	139	184	221	63	207	140	206	70	191	79	208	72	208	72			362
	G	132	211	232	61	183	176	219	73	199	84	218	80	218	80			385
	H	88	121	127	42	123	90	109	54	102	57	116	54	116	54			224
	I	82	127	148	27	138	71	136	34	129	43	142	33	142	33			224
	J	146	204	241	63	216	144	222	80	182	105	220	79	220	79			384
	K	199	249	317	65	274	191	272	97	278	97	285	97	285	97			493
	L	163	247	254	85	221	202	236	95	218	113	247	96	247	96			445
	M	126	190	207	52	175	146	179	82	165	90	189	80	189	80			336
	N	153	201	232	74	206	157	199	101	179	117	208	103	208	103			377
		1867	2828	3101	902	2795	2038	2791	1131	2572	1284	2874	1139	2874	1139			5150

* - OFFICIAL RESULTS - *

* - GENERAL ELECTION - NOVEMBER 3, 1998 - FRANKLIN COUNTY, OHIO - *

		-1- REYNOLDSBURG PROPOSED BOND ISSUE (ISSUE #41)		-2- COLUMBUS PROPOSED ORDINANCE (BY INIT PETITION) (ISSUE #39)		-3- COLUMBUS PROPOSED CHARTER AMENDMENT (ISSUE #38)		-4- HAMILTON LOCAL SCH DIST PROP BOND ISS & TAX LEVY (ISSUE#6)		-5- FRANKLIN COUNTY MR & DD PROP TAX LEVY (ISSUE #30)		-6- COLUMBUS PROPOSED CHARTER AMENDMENT (ISSUE #35)		-7- COLUMBUS PROPOSED CHARTER AMENDMENT (ISSUE #37)		-8- COLUMBUS PROPOSED CHARTER AMENDMENT (ISSUE #34)		TOTAL VOTE
		FOR	AGAINST	FOR	AGAINST	YES	NO	FOR	AGAINST	FOR	AGAINST	YES	NO	YES	NO	YES	NO	
COLS 11-	A			57	137	111	55			108	89	100	68	85	78	90	72	213
	B			77	271	169	131			169	173	142	156	125	170	144	159	375
	C			103	339	267	105			230	213	243	126	222	132	246	128	469
	D			85	265	170	137			163	206	163	148	155	143	162	148	391
	E			100	298	216	124			183	232	198	151	159	163	195	153	442
				422	1310	933	552			853	913	846	649	746	686	837	660	1890
COLS 12-	A			57	114	115	40			127	51	95	58	90	62	106	52	187
	B			49	76	69	50			96	38	62	51	51	62	64	50	169
	C			67	108	111	42			130	46	102	44	88	59	97	56	202
	D			79	196	176	62			206	81	157	64	146	80	178	58	301
				252	494	471	194			559	216	416	217	375	263	445	216	859
COLS 13-	A			33	41	41	30			60	29	36	33	31	38	37	31	107
	B			82	126	107	76			150	71	88	92	84	95	90	92	289
	C			63	58	67	46			100	40	71	44	55	56	59	48	170
	D			116	133	136	84			223	65	117	109	111	99	112	102	344
				294	358	351	236			533	205	312	278	281	288	298	273	910
COLS 14-	A			129	195	236	33			230	100	233	44	211	55	226	49	361
	B			75	223	205	38			235	72	174	59	157	72	190	59	316
	C			128	269	274	51			293	115	247	64	233	78	271	57	426
	D			113	337	309	75			337	130	267	94	258	102	294	84	489
				445	1024	1024	197			1095	417	921	261	859	307	981	249	1592
COLS 15-	A			101	112	153	15			156	60	124	32	129	30	142	26	227
	B			160	269	294	56			255	175	272	69	253	84	276	70	448
				261	381	447	71			411	235	396	101	382	114	418	96	675
COLS 16-	A			68	148	158	24			162	57	134	38	125	42	146	34	231
	B			69	169	164	33			162	76	135	51	128	56	150	45	255
	C			62	100	109	30			126	42	95	39	87	46	102	35	181
	D			49	94	93	24			112	36	78	32	76	37	92	25	157
	E			39	114	109	21			104	49	102	27	91	33	102	26	165
				287	625	633	132			666	260	544	187	507	214	592	165	989
COLS 17-	A			63	96	74	64			118	63	69	71	64	72	61	69	216
	B			134	200	180	121			283	91	167	142	125	174	150	161	451
	C			137	164	130	121			254	89	114	137	107	135	132	116	432
	D			107	162	118	123			205	87	117	126	89	145	116	122	344
	E			71	115	80	88			143	76	77	96	68	100	75	90	255
				512	737	582	517			1003	406	544	572	453	626	534	558	1698
COLS 18-	A			81	225	199	53			224	79	173	69	162	76	189	57	318
	B			83	335	270	58			294	122	237	83	224	87	257	70	428
	C			102	271	253	47			278	91	202	75	195	86	231	60	387
	D			86	233	214	39			207	108	202	53	183	61	205	49	330
	E			94	310	303	45			275	134	269	63	259	67	271	60	419
	F			79	217	199	40			234	66	182	54	169	65	188	56	309
				525	1591	1438	282			1512	600	1265	397	1192	442	1341	352	2191
COLS 19-	A			122	307	277	51			254	170	251	71	252	64	260	57	437
	B			149	403	363	59			351	192	337	80	301	97	343	79	564
	C			136	414	391	52			330	211	357	62	325	85	354	78	562
	D			174	417	393	53			364	217	357	71	334	91	369	77	598
	E			102	351	309	39			284	161	289	54	280	55	301	58	463
	F			107	377	338	45			286	183	311	72	286	87	329	69	495
	G			167	328	312	63			265	222	298	74	285	83	302	83	505
	H			133	409	360	54			361	176	337	85	299	103	334	84	556
				1090	3006	2743	416			2495	1532	2537	569	2362	665	2592	585	4180

* - OFFICIAL RESULTS - *

* - GENERAL ELECTION - NOVEMBER 3, 1998 - FRANKLIN COUNTY, OHIO - *

-1- REYNOLDSBURG PROPOSED BOND ISSUE (ISSUE #41)		-2- COLUMBUS PROPOSED ORDINANCE (BY INIT. PETITION) (ISSUE #39)		-3- COLUMBUS PROPOSED CHARTER AMENDMENT (ISSUE #38)		-4- HAMILTON LOCAL SCH DIST PROP BOND ISS & TAX LEVY (ISSUE#5)		-5- FRANKLIN COUNTY MR & DD PROP TAX LEVY (ISSUE #30)		-6- COLUMBUS PROPOSED CHARTER AMENDMENT (ISSUE #35)		-7- COLUMBUS PROPOSED CHARTER AMENDMENT (ISSUE #37)		-8- COLUMBUS PROPOSED CHARTER AMENDMENT (ISSUE #34)		TOTAL VOTE
FOR	AGAINST	FOR	AGAINST	YES	NO	FOR	AGAINST	FOR	AGAINST	YES	NO	YES	NO	YES	NO	
COLS 20-	A	119	463	380	57			370	202	353	73	330	94	368	75	597
	B	103	389	325	49			375	109	277	80	260	95	298	86	504
	C	133	403	385	58			353	185	359	79	343	88	368	81	551
		355	1255	1090	164			1098	496	989	232	933	277	1034	242	1652
COLS 21-	A	209	356	346	88			273	279	320	119	295	130	324	127	579
	B	207	394	409	77			334	248	376	96	337	126	376	108	610
	C	158	326	304	66			298	167	277	89	279	85	289	82	508
	D	136	173	204	55			210	95	177	69	166	77	181	72	320
	E	162	465	428	70			253	263	308	92	384	94	404	93	641
	F	248	306	380	61			293	244	341	84	309	104	355	89	562
		1120	2020	2071	417			1761	1296	1889	549	1770	616	1929	571	3220
COLS 22-	A	246	280	347	71			275	247	345	78	317	91	331	93	554
	B	110	376	299	80			263	195	258	103	247	106	274	101	496
	C	102	452	335	106			291	248	288	134	282	139	307	124	569
	D	175	168	201	82			186	165	185	95	163	107	186	97	366
	E	131	180	168	75			164	152	167	79	128	99	170	84	339
	F	192	222	237	104			213	203	217	122	210	122	220	121	432
	G	153	356	315	73			278	213	278	99	267	106	287	100	521
	H	188	165	215	68			154	203	199	81	169	78	211	77	376
		1297	2199	2117	659			1824	1626	1937	791	1783	848	1986	797	3653
COLS 23-	A	111	185	169	81			193	105	151	100	131	113	153	96	329
	B	127	179	172	97			199	121	153	122	124	138	151	117	350
	C	154	230	197	113			243	148	189	118	162	137	201	114	424
	D	154	236	196	126			258	150	189	127	151	160	171	146	433
		546	830	734	417			893	524	682	467	568	548	676	473	1536
COLS 24-	A	128	177	164	107			175	138	150	118	131	131	144	131	326
	B	101	227	177	96			197	135	156	114	142	121	153	117	346
	C	102	174	148	83			148	118	136	90	118	98	134	93	287
	D	127	143	149	87			190	101	138	105	133	110	133	104	320
	E	102	192	136	108			142	147	130	114	118	119	126	112	306
		560	913	774	481			852	639	710	541	642	579	690	557	1585
COLS 25-	A	155	204	191	126			296	103	177	150	146	166	160	157	455
	B	112	169	141	110			215	89	123	132	109	139	127	126	352
	C	99	129	100	99			169	96	81	120	78	119	96	111	314
	D	133	196	182	118			260	105	152	143	142	145	148	142	424
	E	115	154	132	105			240	73	123	117	103	136	115	119	366
	F	91	167	106	111			197	78	95	125	80	136	104	121	325
	G	143	186	168	123			282	90	147	144	139	150	155	123	436
		848	1205	1020	792			1659	634	898	931	797	991	905	899	2672
COLS 26-	A	84	90	108	46			172	36	95	58	76	73	95	53	239
	B	31	57	65	22			80	17	58	28	56	27	56	30	103
	C	57	94	70	59			123	50	62	65	58	70	63	67	206
	D	104	156	145	77			195	82	129	86	115	98	123	93	327
	E	51	85	63	55			104	52	56	63	51	67	60	59	180
		327	482	451	259			674	237	400	300	356	335	397	302	1055
COLS 27-	A	95	145	146	61			187	72	128	77	111	91	131	75	268
	B	80	110	115	60			148	60	98	68	92	75	102	68	215
	C	119	303	289	83			278	169	244	98	242	102	261	89	466
	D	99	189	182	63			203	106	164	80	136	98	169	75	348
	E	80	208	169	85			193	117	149	100	133	112	147	105	348
	F	158	337	346	80			369	172	328	99	306	106	334	88	564
		631	1292	1247	432			1378	696	1111	522	1020	584	1144	510	2196

* - OFFICIAL RESULTS - *

* - GENERAL ELECTION - NOVEMBER 3, 1998 - FRANKLIN COUNTY, OHIO - *

		-1- REYNOLDSBURG PROPOSED BOND ISSUE (ISSUE #41)		-2- COLUMBUS PROPOSED ORDINANCE (BY INIT. PETITION) (ISSUE #39)		-3- COLUMBUS PROPOSED CHARTER AMENDMENT (ISSUE #38)		-4- HAMILTON LOCAL SCH DIST PROP BOND ISS & TAX LEVY (ISSUE#6)		-5- FRANKLIN COUNTY MR & DD PROP TAX LEVY (ISSUE #30)		-6- COLUMBUS PROPOSED CHARTER AMENDMENT (ISSUE #35)		-7- COLUMBUS PROPOSED CHARTER AMENDMENT (ISSUE #37)		-8- COLUMBUS PROPOSED CHARTER AMENDMENT (ISSUE #34)		TOTAL VOTE
		FOR	AGAINST	FOR	AGAINST	YES	NO	FOR	AGAINST	FOR	AGAINST	YES	NO	YES	NO	YES	NO	
COLS 28-	A	124	210	163	140					250	121	146	156	122	174	137	166	415
	B	109	278	189	137					272	148	173	157	138	190	160	165	463
	C	157	249	228	130					294	143	195	170	185	173	204	147	488
	D	111	235	225	75					223	151	212	86	192	98	211	87	405
	E	157	358	295	137					320	215	264	162	238	181	276	168	589
	F	138	248	256	85					285	142	228	103	221	105	247	88	460
		796	1578	1356	704					1644	920	1218	834	1096	921	1235	821	2820
COLS 29-	A	42	143	75	83					105	98	75	91	59	97	67	93	228
	B	37	83	46	66					84	56	37	76	31	79	43	72	170
	C	51	167	76	113					85	137	71	125	73	118	73	121	246
	D	79	267	151	154					161	204	137	164	134	163	137	170	405
		209	660	348	416					435	495	320	456	297	457	320	456	1049
COLS 30-	A	158	280	267	96					191	243	237	126	227	128	237	124	456
	B	133	164	189	56					163	140	175	72	163	76	170	76	312
	C	147	182	200	69					189	136	181	84	175	83	192	81	338
	D	154	202	208	76					175	182	199	89	186	96	202	91	363
	E	138	185	183	80					159	161	169	86	163	85	181	86	333
	F	113	128	153	37					132	111	148	50	138	51	143	52	257
		843	1141	1200	414					1009	973	1109	507	1052	519	1125	509	2059
COLS 31-	A	118	191	155	112					248	95	150	126	135	129	148	126	381
	B	64	192	147	87					144	135	133	98	113	112	125	110	291
	C	78	162	133	82					153	97	123	93	116	98	122	99	261
	D	46	95	61	58					85	65	54	65	48	66	53	64	167
	E	77	156	143	71					137	103	131	86	115	99	123	91	257
		383	796	639	410					767	495	591	468	527	504	571	490	1357
COLS 32-	A	168	359	337	108					282	265	295	147	276	153	297	156	572
	B	92	271	209	93					195	184	186	110	168	122	184	121	399
	C	72	157	125	80					158	88	109	94	108	91	106	102	279
	D	131	226	219	90					242	150	202	107	178	117	209	109	415
		463	1013	890	371					877	687	792	458	730	483	796	488	1665
COLS 33-	A	112	255	258	47					293	77	223	69	212	80	237	68	391
	B	76	145	167	23					166	60	141	40	133	43	155	34	243
	C	69	143	149	27					154	67	135	32	122	43	144	32	231
	D	122	260	255	61					275	107	219	85	215	89	235	79	407
	E	75	187	189	31					201	75	163	41	154	51	179	38	284
	F	60	129	133	25					134	59	113	39	104	46	122	37	203
	G	104	272	269	37					289	100	227	64	214	73	243	58	407
	H	58	113	130	17					121	57	116	25	114	28	126	19	187
		676	1504	1550	268					1633	602	1337	395	1268	453	1441	365	2353
COLS 34-	A	75	374	242	126					235	217	210	158	215	147	229	148	473
	B	87	214	136	85					192	142	172	99	143	125	182	92	357
	C	104	204	202	69					202	116	190	69	171	84	195	70	248
	D	90	323	250	123					229	197	229	138	207	155	239	143	455
	E	58	212	143	89					128	148	123	109	119	105	125	106	303
	F	80	267	202	102					160	186	180	117	163	124	173	122	366
		494	1594	1225	594					1146	1006	1104	690	1018	740	1143	681	2292
COLS 35-	A	99	161	130	100					204	76	118	107	89	126	122	110	310
	B	87	215	139	88					224	67	122	97	111	111	121	95	354
	C	98	314	162	163					318	102	140	185	120	194	156	163	493
	D	137	241	193	133					290	123	170	156	154	166	165	156	482
		421	931	624	484					1036	368	550	545	474	597	564	524	1639

* - OFFICIAL RESULTS - *

* - GENERAL ELECTION - NOVEMBER 3, 1998 - FRANKLIN COUNTY, OHIO - *

		-1- REYNOLDSBURG PROPOSED BOND ISSUE (ISSUE #41)		-2- COLUMBUS PROPOSED ORDINANCE (BY INIT. PETITION) (ISSUE #39)		-3- COLUMBUS PROPOSED CHARTER AMENDMENT (ISSUE #38)		-4- HAMILTON LOCAL SCH DIST PROP BOND ISS & TAX LEVY (ISSUE#6)		-5- FRANKLIN COUNTY MR & DD PROP TAX LEVY (ISSUE #30)		-6- COLUMBUS PROPOSED CHARTER AMENDMENT (ISSUE #35)		-7- COLUMBUS PROPOSED CHARTER AMENDMENT (ISSUE #37)		-8- COLUMBUS PROPOSED CHARTER AMENDMENT (ISSUE #34)		TOTAL VOTE
		FOR	AGAINST	FOR	AGAINST	YES	NO	FOR	AGAINST	FOR	AGAINST	YES	NO	YES	NO	YES	NO	
COLS 36-	A	91	273	189	142					144	231	168	165	155	166	148	171	409
	B	72	157	132	72					136	101	117	87	118	82	116	86	250
	C	52	124	121	43					126	69	110	53	93	63	115	47	214
	D	115	289	231	140					195	230	209	160	184	181	206	170	444
	E	139	340	275	147					245	254	259	170	237	183	257	172	531
	F	103	198	173	90					172	147	160	101	144	114	156	110	343
		572	1381	1121	634					1018	1032	1023	736	931	789	998	756	2191
COLS 37-	A	61	115	90	66					103	71	86	69	78	78	73	81	204
	B	31	80	46	47					76	42	45	54	34	59	48	52	136
	C	50	97	65	71					89	71	53	81	53	81	59	76	170
	D	69	147	119	77					119	124	112	83	95	96	120	80	262
	E	133	253	222	118					201	224	190	140	178	158	205	140	455
		344	692	542	379					588	532	486	427	438	472	505	429	1227
COLS 38-	A	114	240	204	126					205	164	186	140	165	159	179	149	395
	B	59	99	84	51					114	61	77	70	64	72	73	70	196
	C	76	156	126	91					146	102	107	107	98	115	102	116	275
		249	495	414	268					465	327	370	317	327	346	354	335	866
COLS 39-	A	84	143	153	23					188	46	125	47	114	58	127	57	247
	B	59	169	136	28					180	42	121	37	117	41	129	33	236
		143	312	289	51					368	88	246	84	231	99	256	90	483
COLS 40-	A	56	109	109	13					129	40	87	25	78	29	96	25	178
	B	52	83	91	23					118	25	83	24	73	35	92	17	150
	C	115	240	252	49					263	102	228	59	206	78	243	62	383
		223	432	452	85					510	167	398	108	357	142	431	104	711
COLS 41-	A	32	84	85	11					83	34	66	20	66	22	74	20	124
	B	44	51	67	17					70	31	50	23	41	35	50	30	113
	C	42	43	62	11					60	28	55	16	51	20	58	14	96
	D	40	39	70	6					66	20	51	15	56	10	59	13	92
	E	44	60	71	13					85	26	59	23	51	28	65	19	118
		202	277	355	58					364	139	281	97	265	115	306	96	543
COLS 42-	A	70	82	78	49					115	39	67	61	67	61	68	56	169
	B	102	130	138	61					174	66	121	72	114	75	128	65	254
	C	131	152	157	77					137	147	141	89	126	97	146	85	310
	D	106	115	128	62					152	77	112	75	97	83	106	78	248
	E	122	185	160	97					188	138	156	102	129	123	143	114	349
		531	664	661	346					766	467	597	399	533	439	591	398	1330
COLS 43-	A	167	220	224	83					184	201	195	114	194	112	213	108	407
	B	128	220	180	104					175	184	156	128	158	122	170	122	371
	C	123	177	156	103					167	138	136	119	145	111	139	127	321
	D	168	232	211	122					194	211	195	137	183	137	191	141	443
	E	108	152	154	64					140	117	137	83	126	87	139	84	272
		694	1001	925	476					860	851	819	581	806	569	852	582	1794
COLS 44-	A	96	196	181	87					235	91	150	110	136	121	148	113	348
	B	94	134	148	49					183	59	139	64	110	83	147	53	259
	C	105	174	149	108					196	106	134	123	110	136	147	109	327
	D	89	157	140	81					184	82	122	90	110	97	120	88	301
	E	122	147	172	74					226	63	158	88	128	104	145	95	325
	F	96	144	171	33					183	70	160	45	141	58	159	48	268
	G	73	131	132	55					153	58	110	71	99	84	116	69	229
	H	93	179	156	84					163	122	130	111	122	114	131	108	299
	I	102	176	175	77					170	132	151	103	139	111	168	95	314
	J	106	182	170	85					171	146	149	97	133	105	155	100	332
	K	66	121	115	49					122	74	106	56	90	65	110	54	206
		1042	1741	1709	782					1986	1003	1509	958	1318	1078	1546	932	3208

* - OFFICIAL RESULTS - *

* - GENERAL ELECTION - NOVEMBER 3, 1998 - FRANKLIN COUNTY, OHIO - *

-1- REYNOLDSBURG PROPOSED BOND ISSUE (ISSUE #41)		-2- COLUMBUS PROPOSED ORDINANCE (BY INIT. PETITION) (ISSUE #39)		-3- COLUMBUS PROPOSED CHARTER AMENDMENT (ISSUE #38)		-4- HAMILTON LOCAL SCH DIST PROP BOND ISS & TAX LEVY (ISSUE#6)		-5- FRANKLIN COUNTY MR & DD PROP TAX LEVY (ISSUE #30)		-6- COLUMBUS PROPOSED CHARTER AMENDMENT (ISSUE #35)		-7- COLUMBUS PROPOSED CHARTER AMENDMENT (ISSUE #37)		-8- COLUMBUS PROPOSED CHARTER AMENDMENT (ISSUE #34)		TOTAL VOTE
FOR	AGAINST	FOR	AGAINST	YES	NO	FOR	AGAINST	FOR	AGAINST	YES	NO	YES	NO	YES	NO	
COLS 45-	A	77	142	128	69			134	112	116	82	109	84	114	83	253
	B	99	196	165	98			185	142	146	121	127	127	141	129	343
	C	154	256	222	150			210	218	203	169	175	196	196	177	454
	D	43	149	111	63			98	103	101	72	86	86	95	74	211
	E	73	120	119	49			105	93	93	74	85	77	108	66	212
	F	86	204	166	106			175	143	155	115	141	123	145	125	335
	G	110	161	173	82			160	134	158	97	136	110	150	101	312
	H	152	262	260	106			235	222	226	135	223	141	252	124	471
	I	122	223	210	99			203	167	182	122	173	128	180	129	389
	J	147	200	206	91			224	148	189	101	165	117	206	90	391
	K	92	182	172	61			160	128	143	86	121	99	155	84	297
		1155	2095	1932	974			1889	1610	1712	1174	1541	1288	1742	1182	3668
COLS 46-	A	82	281	218	90			189	180	205	105	193	108	206	109	387
	B	190	346	381	94			301	274	355	111	339	121	365	108	596
	C	161	250	269	83			284	148	237	105	222	116	238	112	450
	D	104	208	220	68			223	106	186	101	169	112	198	94	357
	E	117	211	216	77			198	152	207	89	189	97	199	95	366
	F	81	161	153	58			135	124	140	69	127	76	146	69	270
	G	72	123	130	47			109	92	117	62	121	54	121	55	216
	H	125	233	226	87			228	152	194	121	194	119	205	113	402
	I	152	401	362	108			285	284	326	135	307	154	325	144	601
		1084	2214	2175	712			1952	1512	1967	898	1861	957	2003	899	3645
COLS 47-	A	120	269	216	116			218	191	197	135	195	135	202	140	445
	B	73	149	117	78			178	82	103	92	88	96	104	86	271
	C	97	240	182	109			204	153	150	136	142	136	163	133	382
	D	105	218	233	56			255	101	213	67	198	73	213	70	373
	E	90	182	185	71			207	114	175	71	168	73	177	77	336
	F	71	148	121	64			139	97	117	70	107	76	113	74	251
		556	1226	1054	494			1201	738	955	571	899	589	972	580	2058
COLS 48-	A	70	100	99	50			150	37	94	56	74	70	83	69	198
	B	63	144	125	64			153	75	105	79	82	101	97	91	244
	C	119	205	188	95			252	129	166	115	144	131	162	114	422
	D	106	235	165	136			230	140	157	147	139	157	157	149	406
	E	37	124	86	56			81	85	86	60	77	64	77	69	178
	F	99	219	156	117			237	127	138	142	118	152	137	138	395
		494	1027	819	518			1103	593	746	599	634	675	713	630	1843
COLS 49-	A	151	329	244	176	303	229	274	248	218	198	196	217	225	198	556
	B	114	321	189	203			178	279	184	209	163	228	184	212	483
	C	78	252	155	131			168	175	145	139	124	155	139	146	370
	D	70	247	104	167			132	196	98	182	91	174	106	174	366
	E	70	131	128	60	167	57	150	71	109	74	89	96	111	80	231
		483	1280	820	737	470	286	902	968	754	802	663	870	765	810	2006
COLS 50-	A	77	198	117	111			206	85	117	113	91	127	108	114	369
	B	77	254	138	131			247	107	117	151	109	161	114	153	423
	C	68	147	115	75	33	28	155	80	91	92	87	102	95	94	279
	D	61	118	94	66	1	0	86	95	90	68	80	80	87	75	196
		283	717	464	383	34	28	694	367	415	424	367	470	404	436	1267
COLS 51-	A	116	234	169	144			254	129	152	162	122	186	136	178	446
	B	64	136	86	90			125	101	77	110	66	117	77	98	267
	C	141	203	175	135			253	119	147	157	134	165	164	143	444
	D	93	134	106	89			171	86	96	102	99	94	102	101	289
		414	707	536	458			803	435	472	531	421	562	479	520	1446

* - GENERAL ELECTION - NOVEMBER 3, 1998 - FRANKLIN COUNTY, OHIO - *

-1- REYNOLDSBURG PROPOSED BOND ISSUE (ISSUE #41)		-2- COLUMBUS PROPOSED ORDINANCE (BY INIT. PETITION) (ISSUE #39)		-3- COLUMBUS PROPOSED CHARTER AMENDMENT (ISSUE #38)		-4- HAMILTON LOCAL SCH DIST PROP BOND ISS & TAX LEVY (ISSUE#6)		-5- FRANKLIN COUNTY HR & DD PROP TAX LEVY (ISSUE #30)		-6- COLUMBUS PROPOSED CHARTER AMENDMENT (ISSUE #35)		-7- COLUMBUS PROPOSED CHARTER AMENDMENT (ISSUE #37)		-8- COLUMBUS PROPOSED CHARTER AMENDMENT (ISSUE #34)		TOTAL VOTE
FOR	AGAINST	FOR	AGAINST	YES	NO	FOR	AGAINST	FOR	AGAINST	YES	NO	YES	NO	YES	NO	
COLS 52-	A	238	274	295	114			262	242	277	134	270	135	272	137	536
	B	261	212	296	97			248	228	285	104	250	138	270	113	503
	C	223	242	264	109			239	224	252	122	232	139	252	124	481
	D	165	164	219	64			250	93	203	75	174	99	192	82	362
	E	139	143	183	66			222	67	170	76	125	103	165	88	300
	F	181	247	248	128			229	202	216	148	214	149	218	158	448
	G	88	85	122	28			121	53	105	41	90	49	102	51	179
		1295	1367	1627	606			1571	1109	1508	700	1355	812	1471	753	2809
COLS 53-	A	143	228	205	100			196	182	186	120	178	123	190	115	392
	B	152	241	249	81			183	204	223	97	209	108	230	104	406
	C	180	256	260	98			223	213	237	118	232	124	241	116	455
	D	164	295	282	91			268	186	250	119	231	133	240	134	485
	E	139	244	218	105			186	207	205	118	188	127	207	118	407
	F	80	80	115	22			125	38	107	32	91	44	101	37	167
	G	93	164	163	62			180	88	141	74	126	83	152	73	280
	H	59	73	91	21			93	45	86	25	71	40	76	37	145
	I	155	239	258	66			261	149	236	79	222	94	230	88	422
		1165	1820	1841	646			1715	1312	1671	782	1548	876	1667	822	3159
COLS 54-	A	131	186	191	80			206	122	176	102	154	112	183	98	344
	B	166	205	228	75			203	172	205	90	198	89	212	91	381
	C	148	164	206	57			207	107	190	68	170	87	189	75	329
	D	186	219	267	82			189	229	243	106	233	101	264	86	443
	E	129	136	162	58			136	134	150	65	133	79	153	69	283
	F	195	218	239	100			247	178	222	109	198	127	226	107	451
		952	1128	1293	452			1188	942	1186	540	1086	595	1227	526	2231
COLS 55-	A	83	123	124	61			169	54	110	71	104	73	112	66	246
	B	86	144	142	69			169	72	120	85	110	95	136	79	265
	C	113	146	157	80			202	64	131	100	130	98	141	85	313
	D	101	183	179	63			212	83	170	74	148	87	183	61	324
		383	596	602	273			752	273	531	330	492	353	572	291	1148
COLS 56-	A	120	106	143	60			165	72	132	68	119	76	116	82	256
	B	58	88	70	64			114	49	59	71	53	75	60	68	192
	C	102	99	100	77			130	85	84	94	72	101	86	86	245
	D	71	74	75	43			127	38	60	59	64	57	65	61	188
	E	160	228	189	172			312	123	163	196	146	201	160	202	536
	F	140	183	158	119			240	114	152	125	129	142	156	127	399
	G	114	142	130	100			221	63	114	112	104	118	111	114	338
	H	112	136	127	83			188	75	113	92	91	109	115	95	293
	I	114	161	168	71			176	125	142	93	133	100	145	96	326
		991	1217	1160	789			1673	744	1019	910	911	979	1014	931	2773
COLS 57-	A	66	240	154	120			172	142	139	126	128	143	154	121	322
	B	98	181	167	85			152	134	156	94	145	101	154	102	301
	C	162	239	251	93			241	177	228	102	208	127	226	128	435
	D	229	303	353	98			315	251	328	123	298	140	331	126	596
	E	88	131	155	39			150	82	134	58	123	68	139	56	244
	F	153	195	233	65			196	171	196	98	192	97	212	95	386
	G	98	248	192	113			177	183	176	130	165	132	177	133	389
	H	275	255	379	106			351	251	339	134	314	156	359	124	641
		1169	1832	1884	719			1754	1391	1696	865	1573	964	1752	885	3314
COLS 58-	A	92	278	192	130			192	190	161	156	167	151	177	146	411
	B	93	357	249	131			207	257	230	136	210	151	220	147	497
	C	104	258	200	135			177	212	185	148	171	155	173	164	403
	D	89	242	168	131			145	204	159	138	150	145	157	147	371
	E	140	306	223	171			231	265	210	181	188	200	215	187	522
	F	121	283	211	161			217	234	187	189	177	190	194	184	487
	G	90	177	142	99			140	147	121	115	121	117	117	122	314
	H	125	228	211	105			166	221	174	135	169	140	184	132	407M
		854	2129	1596	1063			1475	1730	1427	1198	1353	1249	1437	1229	3412

* - OFFICIAL RESULTS - *

* - GENERAL ELECTION - NOVEMBER 3, 1998 - FRANKLIN COUNTY, OHIO - *

		-1- REYNOLDSBURG PROPOSED BOND ISSUE (ISSUE #41)		-2- COLUMBUS PROPOSED ORDINANCE (BY INIT. PETITION) (ISSUE #39)		-3- COLUMBUS PROPOSED CHARTER AMENDMENT (ISSUE #38)		-4- HAMILTON LOCAL SCH DIST PROP BOND ISS & TAX LEVY (ISSUE#6)		-5- FRANKLIN COUNTY MR & DD PROP TAX LEVY (ISSUE #30)		-6- COLUMBUS PROPOSED CHARTER AMENDMENT (ISSUE #35)		-7- COLUMBUS PROPOSED CHARTER AMENDMENT (ISSUE #37)		-8- COLUMBUS PROPOSED CHARTER AMENDMENT (ISSUE #34)		TOTAL VOTE
		FOR	AGAINST	FOR	AGAINST	YES	NO	FOR	AGAINST	FOR	AGAINST	YES	NO	YES	NO	YES	NO	
COLS 59-	A	168	267	261	82	232	199	253	89	235	101	262	82	262	82	448		
	B	121	317	266	68	238	186	256	83	233	99	267	81	267	81	444		
	C	121	227	240	33	220	118	221	45	210	53	221	53	210	53	363		
	D	108	186	208	34	185	110	179	52	175	56	188	55	175	56	312		
	E	38	67	72	14	66	41	69	16	54	30	67	19	54	30	112		
	F	167	199	236	54	229	130	211	75	193	75	227	67	193	75	377		
		723	1263	1283	285	1170	784	1189	360	1100	414	1232	357	1100	414	2056		
COLS 60-	A	177	201	269	60	228	153	239	82	212	100	242	81	212	100	398		
	B	195	195	268	61	228	168	228	77	219	87	241	83	219	87	416		
	C	262	285	365	87	304	255	326	114	316	123	324	127	316	123	583		
	D	139	358	339	68	261	221	325	85	309	93	312	96	309	93	506		
	E	133	182	332	55	202	121	183	81	181	78	186	84	181	78	345		
	F	176	331	357	70	232	272	331	86	323	95	339	90	323	95	528		
	G	116	103	149	24	128	89	133	37	132	35	147	35	132	35	227		
		1198	1655	1959	425	1583	1279	1770	562	1692	611	1791	596	1692	611	3003		
COLS 61-	A	123	158	162	65	163	123	152	78	138	82	157	74	138	82	309		
	B	125	166	185	65	216	86	157	88	137	106	168	79	137	106	314		
	C	108	172	178	63	191	98	159	78	156	76	163	71	156	76	303		
	D	198	256	305	92	253	215	280	112	257	114	285	105	257	114	495		
		554	752	830	285	823	522	748	356	688	378	773	329	688	378	1421		
COLS 62-	A	110	150	185	44	175	90	163	56	153	60	163	55	153	60	277		
	B	160	155	192	58	210	110	158	92	156	83	176	81	156	83	341		
	C	172	222	245	95	211	191	208	116	205	116	223	111	205	116	426		
	D	91	134	158	35	160	71	137	54	124	64	141	53	124	64	242		
	E	150	131	208	54	183	136	180	71	168	76	186	74	168	76	341		
	F	138	170	194	79	186	135	162	105	143	115	164	104	143	115	334		
	G	152	148	183	61	182	123	156	82	147	86	168	85	147	86	321		
	H	147	189	218	67	194	150	190	89	171	101	200	89	171	101	370		
	I	156	214	236	67	203	181	212	82	197	102	232	83	197	102	408		
		1276	1543	1819	560	1704	1187	1566	747	1464	803	1653	735	1464	803	3060		
COLS 63-	A	158	369	347	96	258	260	334	104	312	117	320	121	312	117	539		
	B	109	318	286	66	255	169	269	77	244	95	272	81	244	95	442		
	C	145	430	379	88	292	271	350	112	342	116	355	116	342	116	586		
	D	63	202	171	44	173	88	146	61	140	65	158	55	140	65	277		
	E	125	283	241	79	215	171	219	94	201	105	226	96	201	105	424		
	F	134	232	243	55	227	138	213	78	211	71	233	72	211	71	380		
	G	104	281	243	64	249	134	228	77	215	84	227	78	215	84	411		
	H	81	174	149	41	174	72	139	58	128	62	144	59	128	62	268		
	I	68	174	128	28	114	70	109	38	110	36	122	29	110	36	195		
	J	96	166	159	46	160	103	144	56	140	64	158	49	140	64	284		
		1083	2571	2346	607	2117	1476	2151	755	2043	815	2215	756	2043	815	3806		
COLS 64-	A	141	206	222	64	201	150	194	88	208	64	206	84	208	64	391		
	B	168	238	286	55	262	155	277	69	260	82	280	69	260	82	437		
	C	132	239	243	53	231	151	233	62	206	76	228	72	206	76	404		
	D	183	284	307	71	305	170	278	90	258	103	289	91	258	103	499		
	E	173	260	275	68	250	188	234	87	220	100	252	86	220	100	456		
	F	171	280	312	59	261	192	288	79	273	94	293	83	273	94	488		
	G	81	112	127	38	119	72	108	56	102	57	110	54	102	57	202		
		1049	1619	1772	408	1629	1078	1612	531	1527	576	1658	539	1527	576	2877		
COLS 65-	A	122	149	186	34	172	113	169	48	160	54	172	49	160	54	293		
	B	141	169	205	38	173	133	182	60	179	60	197	56	179	60	321		
	C	148	195	224	50	202	153	198	71	188	81	212	68	188	81	364		
	D	165	205	248	67	227	143	224	85	215	96	247	77	215	96	389		
	E	176	245	267	75	259	168	231	92	217	100	234	107	217	100	440		
	F	126	163	201	44	189	110	181	57	170	61	194	55	170	61	306		
	G	201	252	309	57	277	179	261	91	256	96	288	83	256	96	474		
		1079	1377	1640	365	1499	999	1446	504	1385	548	1544	495	1385	548	2587		

* - OFFICIAL RESULTS - *

* - GENERAL ELECTION - NOVEMBER 3, 1998 - FRANKLIN COUNTY, OHIO - *

		-1- REYNOLDSBURG PROPOSED BOND ISSUE (ISSUE #41)		-2- COLUMBUS PROPOSED ORDINANCE (BY INIT. PETITION) (ISSUE #39)		-3- COLUMBUS PROPOSED CHARTER AMENDMENT (ISSUE #38)		-4- HAMILTON LOCAL SCH DIST PROP BOND ISS & TAX LEVY (ISSUE#6)		-5- FRANKLIN COUNTY MR & DD PROP TAX LEVY (ISSUE #30)		-6- COLUMBUS PROPOSED CHARTER AMENDMENT (ISSUE #35)		-7- COLUMBUS PROPOSED CHARTER AMENDMENT (ISSUE #37)		-8- COLUMBUS PROPOSED CHARTER AMENDMENT (ISSUE #34)		TOTAL VOTE
		FOR	AGAINST	FOR	AGAINST	YES	NO	FOR	AGAINST	FOR	AGAINST	YES	NO	YES	NO	YES	NO	
COLS 66-	A			140	186	213	63			193	138	196	80	171	100	207	76	347
	B			123	148	180	43			180	99	157	62	147	71	170	56	300
	C			186	265	295	83			251	215	265	103	248	112	281	104	481
	D			185	239	273	77			228	205	263	93	238	111	265	96	454
	E			153	191	222	62			216	145	208	72	188	78	207	75	392
				787	1029	1183	328			1068	802	1089	410	992	472	1130	407	1974
COLS 67-	A			94	299	230	110			208	192	197	133	191	139	197	139	423
	B			107	311	256	100			221	214	220	128	216	138	230	131	460
	C			95	191	178	86			171	153	151	103	139	108	153	106	341
	D			73	141	130	66			141	91	111	80	113	78	112	84	248
	E			133	236	193	133			206	188	178	140	175	149	169	147	421
	F			153	345	285	140			274	262	257	166	235	183	254	174	565
	G			111	211	168	107			194	157	162	111	143	124	161	116	376
	H			105	236	195	103			201	183	173	122	169	123	171	127	407
	I			134	203	202	103			177	178	167	129	163	136	181	121	379
	J			95	218	180	80			180	160	162	100	155	103	158	110	370
	K			53	218	136	76			139	127	121	89	107	97	122	93	294
				1153	2609	2153	1104			2112	1905	1899	1301	1806	1378	1908	1348	4284
COLS 68-	A			78	164	163	52			157	108	149	66	143	69	146	69	279
	B			68	105	116	34			125	55	106	45	96	57	91	59	196
	C			87	145	151	64			136	111	134	76	125	83	141	77	257
	D			51	149	110	65			138	74	92	81	93	78	95	80	228
				284	563	540	215			556	348	481	268	457	287	473	285	960
COLS 69-	A			146	307	268	85			230	222	256	97	233	114	255	99	473
	B			89	113	129	33			107	99	112	46	107	46	124	40	216
	C			197	265	329	62			274	197	301	82	292	89	316	82	487
	D			167	293	340	58			230	241	303	86	295	86	318	82	490
	E			103	244	242	38			202	144	211	56	208	51	225	57	360
	F			154	245	263	56			225	177	230	72	228	75	241	76	427
	G			109	173	199	34			178	113	168	62	161	67	177	59	308
	H			90	157	168	34			161	104	162	41	145	49	160	52	279
	I			155	288	300	57			223	209	272	79	254	87	272	87	459
				1210	2085	2238	457			1830	1506	2015	621	1923	664	2088	634	3499
COLS 70-	A			193	220	272	58			202	211	257	79	253	67	265	67	432
	B			183	221	280	52			191	205	259	70	238	72	275	61	423
	C			194	315	328	85			290	216	286	102	290	108	306	104	530
	D			302	294	423	91			287	302	396	112	375	124	401	110	616
	E			117	147	177	49			167	100	168	60	160	59	171	55	289
				989	1197	1480	335			1137	1034	1366	423	1316	430	1418	397	2290
COLS 71-	A			105	128	175	21			130	105	156	38	144	47	161	37	247
	B			118	133	182	35			173	82	162	47	159	49	170	51	263
	C			95	102	149	24			134	64	125	43	108	57	131	39	209
	D			122	167	177	44			187	118	164	58	156	62	173	62	320
	E			125	224	230	57			195	152	205	72	186	86	204	79	329
	F			162	247	266	75			234	185	237	99	223	102	246	101	354
	G			105	169	163	51			144	129	149	60	135	73	155	61	280
	H			162	208	234	53			237	148	216	71	191	83	215	80	404
	I			119	143	193	38			183	90	169	65	155	71	176	64	279
	J			124	209	217	53			224	110	190	72	187	78	195	78	350
	K			127	185	211	50			181	141	185	68	186	69	200	60	331
	L			124	157	208	40			174	108	172	66	167	66	195	52	299
				1488	2072	2405	541			2196	1432	2130	759	1997	843	2221	764	3785

* - OFFICIAL RESULTS - *

* - GENERAL ELECTION - NOVEMBER 3, 1998 - FRANKLIN COUNTY, OHIO - *

		-1- REYNOLDSBURG PROPOSED BOND ISSUE (ISSUE #41)		-2- COLUMBUS PROPOSED ORDINANCE (BY INIT. PETITION) (ISSUE #39)		-3- COLUMBUS PROPOSED CHARTER AMENDMENT (ISSUE #38)		-4- HAMILTON LOCAL SCH DIST PROP BOND ISS & TAX LEVY (ISSUE#6)		-5- FRANKLIN COUNTY MR & DD PROP TAX LEVY (ISSUE #30)		-6- COLUMBUS PROPOSED CHARTER AMENDMENT (ISSUE #35)		-7- COLUMBUS PROPOSED CHARTER AMENDMENT (ISSUE #37)		-8- COLUMBUS PROPOSED CHARTER AMENDMENT (ISSUE #34)		TOTAL VOTE
		FOR	AGAINST	FOR	AGAINST	YES	NO	FOR	AGAINST	FOR	AGAINST	YES	NO	YES	NO	YES	NO	
COLS 72-	A			185	227	298	45			261	157	283	59	263	70	291	63	437
	B			164	216	277	38			202	179	254	53	241	65	255	56	394
	C			194	203	292	32			235	165	269	49	253	58	276	52	421
	D			251	209	345	46			265	190	316	59	309	68	327	59	477
	E			187	271	321	46			290	169	306	56	288	68	303	66	477
	F			178	211	265	37			231	163	244	58	228	62	261	57	420
				1159	1337	1798	244			1484	1023	1672	334	1582	391	1713	353	2626
COLS 73-	A			171	265	290	72			262	196	265	98	252	102	266	100	485
	B			124	141	187	41			168	114	175	53	160	58	187	48	289
	C			190	248	316	55			270	188	276	85	262	98	293	87	480
	D			124	145	191	50			179	102	163	69	157	69	182	63	294
	E			187	218	293	46			255	161	245	73	236	81	269	70	439
	F			131	185	215	60			183	158	195	75	195	72	203	78	353
	G			118	145	189	40			155	122	165	64	154	70	174	54	287
	H			176	201	266	52			237	163	235	76	222	89	250	80	425
				1221	1548	1947	416			1709	1204	1719	593	1638	639	1824	580	3052
COLS 74-	A			187	178	253	46			228	149	234	61	222	71	249	65	394
	B			175	198	256	54			231	150	212	74	222	73	251	67	414
	C			194	318	346	69			305	203	321	78	304	98	323	86	548
	D			100	159	174	39			162	104	163	47	141	61	163	50	279
	E			99	148	152	46			186	70	141	49	127	63	146	55	267
	F			121	137	172	39			195	74	149	56	137	65	158	55	278
	G			149	163	226	39			221	108	198	61	186	66	220	49	343
	H			175	225	274	63			247	169	242	87	231	84	246	96	443
				1200	1526	1853	395			1775	1027	1660	513	1570	581	1756	523	2966
DUBLIN 1-	A									301	255							567
	B									384	344							756
	C									297	237							555
	D									296	203							516
	E									366	315							698
										1644	1354							3092
DUBLIN 2-	A									326	218							560
	B									263	180							461
	C									182	112							300
	D									286	231							533
	E									257	167							441
										1314	908							2295
DUBLIN 3-	A									257	269							543
										257	269							543
DUBLIN 4-	A									256	205							491
	B									265	179							463
	C									331	203							547
	D									293	200							521
	E									233	138							387
	F									162	130							311
										1540	1055							2720
FRANK	A									191	287							505
	B									150	211							371
	C									186	235							453
	D									184	232							444
	E									175	232							431
	F									112	52							172
										998	1249							2376

* - OFFICIAL RESULTS - *

* - GENERAL ELECTION - NOVEMBER 3, 1998 - FRANKLIN COUNTY, OHIO - *

	-1- REYNOLDSBURG PROPOSED BOND ISSUE (ISSUE #41)		-2- COLUMBUS PROPOSED ORDINANCE (BY INIT. PETITION) (ISSUE #39)		-3- COLUMBUS PROPOSED CHARTER AMENDMENT (ISSUE #38)		-4- HAMILTON LOCAL SCH DIST PROP BOND ISS & TAX LEVY (ISSUE#6)		-5- FRANKLIN COUNTY MR & DD PROP TAX LEVY (ISSUE #30)		-6- COLUMBUS PROPOSED CHARTER AMENDMENT (ISSUE #35)		-7- COLUMBUS PROPOSED CHARTER AMENDMENT (ISSUE #37)		-8- COLUMBUS PROPOSED CHARTER AMENDMENT (ISSUE #34)		TOTAL VOTE
	FOR	AGAINST	FOR	AGAINST	YES	NO	FOR	AGAINST	FOR	AGAINST	YES	NO	YES	NO	YES	NO	
GAH 1-	A								224	197							432
	B								192	198							397
	C								280	265							565
	D								203	176							393
	E								272	249							544
	F								162	99							273
									1333	1184							2600
GAH 2-	A								192	180							382
	B								299	260							582M
	C								231	278							526
	D								133	138							285
	E								362	293							676
									1217	1149							2451
GAH 3-	A								209	161							386
	B								211	200							425
	C								276	242							538
	D								400	290							709
	E								212	175							393
	F								246	212							476
									1554	1280							2927
GAH 4-	A								238	230							481
	B								302	216							533
	C								290	217							528
	D								243	170							423
	E								324	243							592
	F								327	276							619M
	G								203	200							411
									1927	1552							3587
GR CTY 1-	A								189	232							441
	B								166	235							416
	C								256	311							591
	D								86	70							164
									697	848							1612
GR CTY 2-	A								214	235							467
	B								284	339							650
	C								201	227							441
									699	801							1558
GR CTY 3-	A								218	258							498
	B								270	345							641
	C								231	343							611
	D								218	290							539
	E								227	258							520
	F								199	255							473
	G								214	276							510
									1577	2025							3792
GR CTY 4-	A								158	232							403
	B								258	251							538
	C								192	207							409
	D								175	220							419
	E								180	254							447
									963	1164							2216

* - OFFICIAL RESULTS - *

* - GENERAL ELECTION - NOVEMBER 3, 1998 - FRANKLIN COUNTY, OHIO - *

	-1- REYNOLDSBURG PROPOSED BOND ISSUE (ISSUE #41)		-2- COLUMBUS PROPOSED ORDINANCE (BY INIT. PETITION) (ISSUE #39)		-3- COLUMBUS PROPOSED CHARTER AMENDMENT (ISSUE #38)		-4- HAMILTON LOCAL SCH DIST PROP BOND ISS & TAX LEVY (ISSUE#6)		-5- FRANKLIN COUNTY MR & DD PROP TAX LEVY (ISSUE #30)		-6- COLUMBUS PROPOSED CHARTER AMENDMENT (ISSUE #35)		-7- COLUMBUS PROPOSED CHARTER AMENDMENT (ISSUE #37)		-8- COLUMBUS PROPOSED CHARTER AMENDMENT (ISSUE #34)		TOTAL VOTE
	FOR	AGAINST	FOR	AGAINST	YES	NO	FOR	AGAINST	FOR	AGAINST	YES	NO	YES	NO	YES	NO	
GRANDV - A									419	271							715
B									290	192							496
C									338	172							530
D									341	179							531
E									323	140							480
									1711	954							2752
GRVPT - A									169	232							427M
B									167	192							373
C									142	195							355
									478	619							1155
HAMIL - A							119	264	148	227							405
B							95	152	109	133							249
C							179	198	161	205							382
D							154	236	171	213							399
							547	850	589	778							1435
HAR'RG									54	67							129
									54	67							129
HILL 1- A									116	122							255
B									150	154							314
C									190	191							396
D									195	206							414
									651	673							1379
HILL 2- A									224	199							438
B									258	229							500
C									225	218							465
D									222	218							455
									929	864							1858
HILL 3- A									133	137							284
B									174	185							372
C									136	135							279
D									230	238							478
									673	695							1413
HILL 4- A									214	235							463
B									230	255							502
C									246	225							492
D									192	153							355
									882	868							1812
JACK - A									204	246							470
B									155	217							387
C									146	266							427
D									180	364							563
									685	1093							1847
JEFF - A									214	274							502
B									247	276							539
C									245	337							614
									706	887							1655
LOCK							34	42	35	40							77
							34	42	35	40							77

* - OFFICIAL RESULTS - *

* - GENERAL ELECTION - NOVEMBER 3, 1998 - FRANKLIN COUNTY, OHIO - *

		-1- REYNOLDSBURG PROPOSED BOND ISSUE (ISSUE #41)		-2- COLUMBUS PROPOSED ORDINANCE (BY INIT. PETITION) (ISSUE #39)		-3- COLUMBUS PROPOSED CHARTER AMENDMENT (ISSUE #38)		-4- HAMILTON LOCAL SCH DIST PROP BOND ISS & TAX LEVY (ISSUE#6)		-5- FRANKLIN COUNTY MR & DD PROP TAX LEVY (ISSUE #30)		-6- COLUMBUS PROPOSED CHARTER AMENDMENT (ISSUE #35)		-7- COLUMBUS PROPOSED CHARTER AMENDMENT (ISSUE #37)		-8- COLUMBUS PROPOSED CHARTER AMENDMENT (ISSUE #34)		TOTAL VOTE		
		FOR	AGAINST	FOR	AGAINST	YES	NO	FOR	AGAINST	FOR	AGAINST	YES	NO	YES	NO	YES	NO			
MAD	A									137	252							412		
	B									183	290							486		
	C									206	292							520		
	D									231	201							455		
	E									128	131							270		
	F									218	221							450		
	G									163	170							342		
	H									202	194							415		
										1468	1751							3350		
MAR	CL									186	97							298		
										186	97							298		
MIFF	A									179	123							324		
	B									123	108							243		
										302	231							567		
MIN	PK									293	330							641		
										293	330							641		
NEW AL	A									163	206							377		
	B									155	171							341		
	C									209	210							438		
										527	587							1156		
NOR	A									236	273							529		
	B									212	261							490		
	C									179	224							421		
	D									139	164							313		
										766	922							1753		
OBETZ	A							88	166	98	150							260		
	B									118	185							320		
	C							116	162	131	140							283		
										204	328	347	475							863
PERRY	A									311	257							586		
	B									263	231							512		
	C									102	90							201		
	D									227	212							454		
										903	790							1753		
PLAIN	A									91	173							275		
	B									118	168							297		
	C									144	204							355		
										353	545							927		
PLEAS	A									137	221							374		
	B									161	266							448		
	C									173	244							433		
	D									209	317							540		
	E									147	239							398		
	F									126	124							260		
										953	1411							2453		

* - OFFICIAL RESULTS - *

* - GENERAL ELECTION - NOVEMBER 3, 1998 - FRANKLIN COUNTY, OHIO - *

	-1- REYNOLDSBURG PROPOSED BOND ISSUE (ISSUE #41)		-2- COLUMBUS PROPOSED ORDINANCE (BY INIT. PETITION) (ISSUE #39)		-3- COLUMBUS PROPOSED CHARTER AMENDMENT (ISSUE #38)		-4- HAMILTON LOCAL SCH DIST PROP BOND ISS & TAX LEVY (ISSUE#6)		-5- FRANKLIN COUNTY MR & DD PROP TAX LEVY (ISSUE #30)		-6- COLUMBUS PROPOSED CHARTER AMENDMENT (ISSUE #35)		-7- COLUMBUS PROPOSED CHARTER AMENDMENT (ISSUE #37)		-8- COLUMBUS PROPOSED CHARTER AMENDMENT (ISSUE #34)		TOTAL VOTE
	FOR	AGAINST	FOR	AGAINST	YES	NO	FOR	AGAINST	FOR	AGAINST	YES	NO	YES	NO	YES	NO	
PRAIR	A								145	132							284
	B								192	332							534
	C								169	246							429M
	D								241	285							545
	E								160	215							393
	F								202	255							470
	G								193	217							426
	H								159	144							319
	I								211	241							282
	J								134	134							288
	K								108	168							266
	L								125	135							4707
									2039	2504							515
REYNS 1-	A	151	336						248	237							594
	B	175	413						290	288							219
	C	97	118						127	84							430
	D	141	283						187	230							494
	E	131	344						206	265							2252
		695	1494						1058	1104							401
REYNS 2-	A	123	267						170	215							326
	B	78	246						146	170							325
	C	91	169						134	126							396
	D	90	296						170	207							345
	E	112	232						175	158							377
	F	83	277						172	190							2110
		577	1487						967	1066							460
REYNS 3-	A	123	331						232	216							471
	B	152	313						217	241							465
	C	144	309						236	218							435
	D	108	311						201	218							1831
		527	1264						886	893							280
REYNS 4-	A	85	185						153	119							251
	B	78	164						129	109							385
	C	78	302						175	201							381
	D	70	300						158	207							165
	E	51	108						81	77							1462
		362	1059						696	713							237
RIVERL									133	95							237
									133	95							426
SHARON - A									230	186							452
	B								229	212							878
									459	398							84
TRURO - A									25	54							292
	B								161	124							376
									186	178							495
UP ARL 1-	A								274	198							482
	B								290	178							373
	C								239	115							342
	D								199	134							540
	E								300	208							430
	F								258	157							2662
									1560	990							

* - OFFICIAL RESULTS - *

* - GENERAL ELECTION - NOVEMBER 3, 1998 - FRANKLIN COUNTY, OHIO - *

	-1- REYNOLDSBURG PROPOSED BOND ISSUE (ISSUE #41)		-2- COLUMBUS PROPOSED ORDINANCE (BY INIT. PETITION) (ISSUE #39)		-3- COLUMBUS PROPOSED CHARTER AMENDMENT (ISSUE #38)		-4- HAMILTON LOCAL SCH DIST PROP BOND ISS & TAX LEVY (ISSUE#6)		-5- FRANKLIN COUNTY MR & DD PROP TAX LEVY (ISSUE #30)		-6- COLUMBUS PROPOSED CHARTER AMENDMENT (ISSUE #35)		-7- COLUMBUS PROPOSED CHARTER AMENDMENT (ISSUE #37)		-8- COLUMBUS PROPOSED CHARTER AMENDMENT (ISSUE #34)		TOTAL VOTE
	FOR	AGAINST	FOR	AGAINST	YES	NO	FOR	AGAINST	FOR	AGAINST	YES	NO	YES	NO	YES	NO	
UP ARL 2- A									306	196							517
B									123	107							234
C									228	224							479
D									312	241							578
E									228	157							394
									1197	925							2202
UP ARL 3- A									287	218							524
B									218	145							381
C									291	185							498
D									270	268							560
E									208	147							368
									1274	963							2331
UP ARL 4- A									243	161							422
B									278	196							497
C									267	210							498
D									197	191							404
E									249	251							520
									1234	1009							2341
UP ARL 5- A									264	247							521
B									279	236							510M
C									223	217							461
D									203	186							404
E									172	155							338
F									237	205							461
									1378	1246							2715
UP ARL 6- A									242	292							547
B									244	202							465
C									205	210							434
D									165	198							377
E									230	194							442
F									219	189							423
G									287	185							490
									1592	1470							3178
URB' ST									89	25							124
									89	25							124
V' VIEW									73	115							192
									73	115							192
WASH									194	171							376
									194	171							376
WESTV 1- A									243	159							413M
B									192	165							373
C									212	177							399
D									208	191							416
E									213	160							389
									1068	852							1990
WESTV 2- A									241	219							478
B									287	228							523
C									204	193							413
D									224	163							398
E									286	260							562
F									291	229							542
									1533	1292							2916

* - OFFICIAL RESULTS - *

* - GENERAL ELECTION - NOVEMBER 3, 1998 - FRANKLIN COUNTY, OHIO - *

	-1- REYNOLDSBURG PROPOSED BOND ISSUE (ISSUE #41)		-2- COLUMBUS PROPOSED ORDINANCE (BY INIT. PETITION) (ISSUE #39)		-3- COLUMBUS PROPOSED CHARTER AMENDMENT (ISSUE #38)		-4- HAMILTON LOCAL SCH. DIST. PROP. BOND ISS. & TAX LEVY (ISSUE#6)		-5- FRANKLIN COUNTY MR. & DD PROP. TAX LEVY (ISSUE #30)		-6- COLUMBUS PROPOSED CHARTER AMENDMENT (ISSUE #35)		-7- COLUMBUS PROPOSED CHARTER AMENDMENT (ISSUE #37)		-8- COLUMBUS PROPOSED CHARTER AMENDMENT (ISSUE #34)		TOTAL VOTE
	FOR	AGAINST	FOR	AGAINST	YES	NO	FOR	AGAINST	FOR	AGAINST	YES	NO	YES	NO	YES	NO	
WESTV 3- A									218	158							389
B									170	162							341
C									180	119							312
D									214	131							371
E									105	89							218
									887	659							1631
WESTV 4- A									214	184							413
B									285	194							492
C									231	188							429
D									262	218							495
									992	784							1829
WESTV 5- A									229	143							387
B									176	90							274
C									204	159							378
D									196	186							400
E									258	233							513
									1063	811							1952
WHALL 1- A									150	61							224
B									151	122							287
C									169	219							425
									470	402							936
WHALL 2- A									162	126							296
B									152	185							350
C									210	97							320
									524	408							966
WHALL 3- A									144	143							299
B									153	157							319
C									142	88							244
D									174	185							378
									613	573							1240
WHALL 4- A									201	143							361
B									174	146							332
C									222	180							421
									597	469							1114
WORTH 1- A									217	187							418
B									321	216							543
C									264	222							498
D									182	124							310
									984	749							1769
WORTH 2- A									269	129							413
B									264	131							406
C									336	176							540
									869	436							1359
WORTH 3- A									271	214							499
B									305	237							557
C									242	160							421
D									161	133							305
									979	744							1782

* - OFFICIAL RESULTS - *

* - GENERAL ELECTION - NOVEMBER 3, 1998 - FRANKLIN COUNTY, OHIO - *

		-1- REYNOLDSBURG PROPOSED BOND ISSUE (ISSUE #41)		-2- COLUMBUS PROPOSED ORDINANCE BY INIT. PETITION (ISSUE #39)		-3- COLUMBUS PROPOSED CHARTER AMENDMENT (ISSUE #38)		-4- HAMILTON LOCAL SCH DIST PROP BOND ISS & TAX LEVY (ISSUE#6)		-5- FRANKLIN COUNTY MR & DD PROP TAX LEVY (ISSUE #30)		-6- COLUMBUS PROPOSED CHARTER AMENDMENT (ISSUE #35)		-7- COLUMBUS PROPOSED CHARTER AMENDMENT (ISSUE #37)		-8- COLUMBUS PROPOSED CHARTER AMENDMENT (ISSUE #34)		TOTAL VOTE
		FOR	AGAINST	FOR	AGAINST	YES	NO	FOR	AGAINST	FOR	AGAINST	YES	NO	YES	NO	YES	NO	
WORTH 4-	A									254	154							424
	B									256	177							450
	C									203	159							372
	D									125	80							221
		-----		-----		-----		-----		-----		-----		-----		-----		1467
								838		570								

* - OFFICIAL RESULTS - *

* - GENERAL ELECTION - NOVEMBER 3, 1998 - FRANKLIN COUNTY, OHIO - *

** RECAP **	-1- REYNOLDSBURG PROPOSED BOND ISSUE (ISSUE #41)		-2- COLUMBUS PROPOSED ORDINANCE (BY INIT. PETITION) (ISSUE #39)		-3- COLUMBUS PROPOSED CHARTER AMENDMENT (ISSUE #38)		-4- HAMILTON LOCAL SCH DIST PROP BOND ISS & TAX LEVY (ISSUE#6)		-5- FRANKLIN COUNTY MR & DD PROP TAX LEVY (ISSUE #30)		-6- COLUMBUS PROPOSED CHARTER AMENDMENT (ISSUE #35)		-7- COLUMBUS PROPOSED CHARTER AMENDMENT (ISSUE #37)		-8- COLUMBUS PROPOSED CHARTER AMENDMENT (ISSUE #34)		TOTAL VOTE
	FOR	AGAINST	FOR	AGAINST	YES	NO	FOR	AGAINST	FOR	AGAINST	YES	NO	YES	NO	YES	NO	
BEXLEY 1-									788	407							1232
BEXLEY 2-									848	389							1282
BEXLEY 3-									937	431							1414
BEXLEY 4-									771	314							1118
	0	0	0	0	0	0	0	0	3344	1541	0	0	0	0	0	0	5046
BLEND -									1151	1099							2312
	0	0	0	0	0	0	0	0	1151	1099	0	0	0	0	0	0	2312
BROWN -									345	445							818
	0	0	0	0	0	0	0	0	345	445	0	0	0	0	0	0	818
CAN W -									563	696							1313
	0	0	0	0	0	0	0	0	563	696	0	0	0	0	0	0	1313
CLINT -									469	408							925
	0	0	0	0	0	0	0	0	469	408	0	0	0	0	0	0	925
COLS 01-			261	657	509	307			549	403	471	351	422	389	488	328	1022
COLS 02-			568	1388	1352	355			1200	798	1216	464	1128	514	1283	430	2082
COLS 03-			388	755	637	372			780	458	568	438	522	454	559	446	1338
COLS 04-			354	452	450	296			647	248	407	346	363	356	421	317	1056
COLS 05-			376	530	488	310			775	252	434	358	375	398	425	365	1228
COLS 06-			660	949	886	544			1394	448	803	634	687	695	832	608	2167
COLS 07-			479	575	626	326			940	266	558	398	467	450	518	397	1495
COLS 08-			400	744	800	175			821	385	715	240	663	275	763	220	1307
COLS 09-			153	335	254	191			287	227	230	221	210	232	234	214	544
COLS 10-			1867	2828	3101	902			2795	2038	2791	1131	2572	1284	2874	1139	5156
COLS 11-			422	1310	933	552			853	913	846	649	746	686	837	660	1890
COLS 12-			252	494	471	194			559	216	416	217	375	263	445	216	859
COLS 13-			294	358	351	236			533	205	312	278	281	288	298	273	910
COLS 14-			445	1024	1024	197			1095	417	921	261	859	307	981	249	1592
COLS 15-			261	381	447	71			411	235	396	101	382	114	418	96	675
COLS 16-			287	625	633	132			666	260	544	187	507	214	592	165	989
COLS 17-			512	737	582	517			1003	406	544	572	453	626	534	558	1698
COLS 18-			525	1591	1438	282			1512	600	1265	397	1192	442	1341	352	2191
COLS 19-			1090	3006	2743	416			2495	1532	2537	569	2362	665	2592	585	4180
COLS 20-			355	1255	1090	164			1098	496	989	232	933	277	1034	242	1652
COLS 21-			1120	2020	2071	417			1761	1296	1889	549	1770	616	1929	571	3220

* - OFFICIAL RESULTS - *

* - GENERAL ELECTION - NOVEMBER 3, 1998 - FRANKLIN COUNTY, OHIO - *

** RECAP **	-1- REYNOLDSBURG PROPOSED BOND ISSUE (ISSUE #41)		-2- COLUMBUS PROPOSED ORDINANCE (BY INIT. PETITION) (ISSUE #39)		-3- COLUMBUS PROPOSED CHARTER AMENDMENT (ISSUE #38)		-4- HAMILTON LOCAL SCH DIST PROP BOND ISS & TAX LEVY (ISSUE#6)		-5- FRANKLIN COUNTY MR & DD PROP TAX LEVY (ISSUE #30)		-6- COLUMBUS PROPOSED CHARTER AMENDMENT (ISSUE #35)		-7- COLUMBUS PROPOSED CHARTER AMENDMENT (ISSUE #37)		-8- COLUMBUS PROPOSED CHARTER AMENDMENT (ISSUE #34)		TOTAL VOTE
	FOR	AGAINST	FOR	AGAINST	YES	NO	FOR	AGAINST	FOR	AGAINST	YES	NO	YES	NO	YES	NO	
COLS 22-			1297	2199	2117	659			1824	1626	1937	791	1783	848	1986	797	3653
COLS 23-			546	830	734	417			893	524	682	467	568	548	676	473	1536
COLS 24-			560	913	774	481			852	639	710	541	642	579	690	557	1585
COLS 25-			848	1205	1020	792			1659	634	898	931	797	991	905	899	2672
COLS 26-			327	482	451	259			674	237	400	300	356	335	397	302	1055
COLS 27-			631	1292	1247	432			1378	696	1111	522	1020	584	1144	510	2196
COLS 28-			796	1578	1356	704			1644	920	1218	834	1096	921	1235	821	2820
COLS 29-			209	660	348	416			435	495	320	456	297	457	320	456	1049
COLS 30-			843	1141	1200	414			1009	973	1109	507	1052	519	1125	509	2059
COLS 31-			383	796	639	410			767	495	591	468	527	504	571	490	1357
COLS 32-			463	1013	890	371			877	687	792	458	730	483	796	488	1665
COLS 33-			676	1504	1550	268			1633	602	1337	395	1268	453	1441	365	2353
COLS 34-			494	1594	1225	594			1146	1006	1104	690	1018	740	1143	681	2292
COLS 35-			421	931	624	484			1036	368	550	545	474	597	564	524	1639
COLS 36-			572	1381	1121	634			1018	1032	1023	736	931	789	998	756	2191
COLS 37-			344	692	542	379			588	532	486	427	438	472	505	429	1227
COLS 38-			249	495	414	268			465	327	370	317	327	346	354	335	866
COLS 39-			143	312	289	51			368	88	246	84	231	99	256	90	483
COLS 40-			223	432	452	85			510	167	398	108	357	142	431	104	711
COLS 41-			202	277	355	58			364	139	281	97	265	115	306	96	543
COLS 42-			531	664	661	346			766	467	597	399	533	439	591	398	1330
COLS 43-			694	1001	925	476			860	851	819	581	806	569	852	582	1794
COLS 44-			1042	1741	1709	782			1986	1003	1509	958	1318	1078	1546	932	3208
COLS 45-			1155	2095	1932	974			1889	1610	1712	1174	1541	1288	1742	1182	3668
COLS 46-			1084	2214	2175	712			1952	1512	1967	898	1861	957	2003	899	3645
COLS 47-			556	1226	1054	494			1201	738	955	571	899	589	972	580	2058
COLS 48-			494	1027	819	518			1103	593	746	599	634	675	713	630	1843
COLS 49-			483	1280	820	737	470	286	902	968	754	802	663	870	765	810	2006
COLS 50-			283	717	464	383	34	28	694	367	415	424	367	470	404	436	1267
COLS 51-			414	707	536	458			803	435	472	531	421	562	479	520	1446
COLS 52-			1295	1367	1627	606			1571	1109	1508	700	1355	812	1471	753	2809
COLS 53-			1165	1820	1841	646			1715	1312	1671	782	1548	876	1667	822	3159
COLS 54-			952	1128	1293	452			1188	942	1186	540	1086	595	1227	526	2231
COLS 55-			383	596	602	273			752	273	531	330	492	353	572	291	1148

* - OFFICIAL RESULTS - *

* - GENERAL ELECTION - NOVEMBER 3, 1998 - FRANKLIN COUNTY, OHIO - *

** RECAP **	-1- REYNOLDSBURG PROPOSED BOND ISSUE (ISSUE #41)		-2- COLUMBUS PROPOSED ORDINANCE (BY INIT. PETITION) (ISSUE #39)		-3- COLUMBUS PROPOSED CHARTER AMENDMENT (ISSUE #38)		-4- HAMILTON LOCAL SCH DIST PROP BOND ISS & TAX LEVY (ISSUE#6)		-5- FRANKLIN COUNTY MR & DD PROP TAX LEVY (ISSUE #30)		-6- COLUMBUS PROPOSED CHARTER AMENDMENT (ISSUE #35)		-7- COLUMBUS PROPOSED CHARTER AMENDMENT (ISSUE #37)		-8- COLUMBUS PROPOSED CHARTER AMENDMENT (ISSUE #34)		TOTAL VOTE
	FOR	AGAINST	FOR	AGAINST	YES	NO	FOR	AGAINST	FOR	AGAINST	YES	NO	YES	NO	YES	NO	
COLS 56-			991	1217	1160	789			1673	744	1019	910	911	979	1014	931	2773
COLS 57-			1169	1832	1884	719			1754	1391	1696	865	1573	964	1752	885	3314
COLS 58-			854	2129	1596	1063			1475	1730	1427	1198	1353	1249	1437	1229	3412
COLS 59-			723	1263	1283	285			1170	784	1189	360	1100	414	1232	357	2056
COLS 60-			1198	1655	1959	425			1583	1279	1770	562	1692	611	1791	596	3003
COLS 61-			554	752	830	285			823	522	748	356	688	378	773	329	1421
COLS 62-			1276	1543	1819	560			1704	1187	1566	747	1464	803	1653	735	3060
COLS 63-			1083	2571	2346	607			2117	1476	2151	755	2043	815	2215	756	3806
COLS 64-			1049	1619	1772	408			1629	1078	1612	531	1527	576	1658	539	2877
COLS 65-			1079	1377	1640	365			1499	999	1446	504	1385	548	1544	495	2587
COLS 66-			787	1029	1183	328			1068	802	1089	410	992	472	1130	407	1974
COLS 67-			1153	2609	2153	1104			2112	1905	1899	1301	1806	1378	1908	1348	4284
COLS 68-			284	563	540	215			556	348	481	268	457	287	473	285	960
COLS 69-			1210	2085	2238	457			1830	1506	2015	621	1923	664	2088	634	3499
COLS 70-			989	1197	1480	335			1137	1034	1366	423	1316	430	1418	397	2290
COLS 71-			1488	2072	2405	541			2196	1432	2130	759	1997	843	2221	764	3785
COLS 72-			1159	1337	1798	244			1484	1023	1672	334	1582	391	1713	353	2626
COLS 73-			1221	1548	1947	416			1709	1204	1719	593	1638	639	1824	580	3052
COLS 74-			1200	1526	1853	395			1775	1027	1660	513	1570	581	1756	523	2966
	0	0	51294	89248	86578	32530	504	314	87990	57937	77912	39566	71987	43222	79845	39617	156554
DUBLIN 1-									1644	1354							3092
DUBLIN 2-									1314	908							2295
DUBLIN 3-									257	269							543
DUBLIN 4-									1540	1055							2720
	0	0	0	0	0	0	0	0	4755	3586	0	0	0	0	0	0	8650
FRANK -									998	1249							2376
	0	0	0	0	0	0	0	0	998	1249	0	0	0	0	0	0	2376
GAH 1-									1333	1184							2600
GAH 2-									1217	1149							2451
GAH 3-									1554	1280							2927
GAH 4-									1927	1552							3587
	0	0	0	0	0	0	0	0	6031	5165	0	0	0	0	0	0	11565
GR CTY 1-									697	848							1612
GR CTY 2-									699	801							1558

* - OFFICIAL RESULTS - *

* - GENERAL ELECTION - NOVEMBER 3, 1998 - FRANKLIN COUNTY, OHIO - *

** RECAP **	-1- REYNOLDSBURG PROPOSED BOND ISSUE (ISSUE #41)		-2- COLUMBUS PROPOSED ORDINANCE (BY INIT. PETITION) (ISSUE #39)		-3- COLUMBUS PROPOSED CHARTER AMENDMENT (ISSUE #38)		-4- HAMILTON LOCAL SCH DIST PROP BOND ISS & TAX LEVY (ISSUE#6)		-5- FRANKLIN COUNTY MR & DD PROP TAX LEVY (ISSUE #30)		-6- COLUMBUS PROPOSED CHARTER AMENDMENT (ISSUE #35)		-7- COLUMBUS PROPOSED CHARTER AMENDMENT (ISSUE #37)		-8- COLUMBUS PROPOSED CHARTER AMENDMENT (ISSUE #34)		TOTAL VOTE
	FOR	AGAINST	FOR	AGAINST	YES	NO	FOR	AGAINST	FOR	AGAINST	YES	NO	YES	NO	YES	NO	
GR CTY 3-									1577	2025							3792
GR CTY 4-									963	1164							2216
	0	0	0	0	0	0	0	0	3936	4838	0	0	0	0	0	0	9178
GRANDV -									1711	954							2752
	0	0	0	0	0	0	0	0	1711	954	0	0	0	0	0	0	2752
GRVPT -									478	619							1155
	0	0	0	0	0	0	0	0	478	619	0	0	0	0	0	0	1155
HAMIL -							547	850	589	778							1435
	0	0	0	0	0	0	547	850	589	778	0	0	0	0	0	0	1435
HAR'RG									54	67							129
	0	0	0	0	0	0	0	0	54	67	0	0	0	0	0	0	129
HILL 1-									651	673							1379
HILL 2-									929	864							1858
HILL 3-									673	695							1413
HILL 4-									882	868							1812
	0	0	0	0	0	0	0	0	3135	3100	0	0	0	0	0	0	6462
JACK -									685	1093							1847
	0	0	0	0	0	0	0	0	685	1093	0	0	0	0	0	0	1847
JEFF -									706	887							1655
	0	0	0	0	0	0	0	0	706	887	0	0	0	0	0	0	1655
LOCK							34	42	35	40							77
	0	0	0	0	0	0	34	42	35	40	0	0	0	0	0	0	77
MAD -									1468	1751							3350
	0	0	0	0	0	0	0	0	1468	1751	0	0	0	0	0	0	3350
MAR CL									186	97							298
	0	0	0	0	0	0	0	0	186	97	0	0	0	0	0	0	298
MIFF -									302	231							567
	0	0	0	0	0	0	0	0	302	231	0	0	0	0	0	0	567
MIN PK									293	330							641
	0	0	0	0	0	0	0	0	293	330	0	0	0	0	0	0	641
NEW AL -									527	587							1156
	0	0	0	0	0	0	0	0	527	587	0	0	0	0	0	0	1156
NOR -									766	922							1753
	0	0	0	0	0	0	0	0	766	922	0	0	0	0	0	0	1753
OBETZ -							204	328	347	475							863
	0	0	0	0	0	0	204	328	347	475	0	0	0	0	0	0	863

* - OFFICIAL RESULTS - *

* - GENERAL ELECTION - NOVEMBER 3, 1998 - FRANKLIN COUNTY, OHIO - *

** RECAP **	-1- REYNOLDSBURG PROPOSED BOND ISSUE (ISSUE #41)		-2- COLUMBUS PROPOSED ORDINANCE (BY INIT. PETITION) (ISSUE #39)		-3- COLUMBUS PROPOSED CHARTER AMENDMENT (ISSUE #38)		-4- HAMILTON LOCAL SCH DIST PROP BOND ISS & TAX LEVY (ISSUE#6)		-5- FRANKLIN COUNTY MR & DD PROP TAX LEVY (ISSUE #30)		-6- COLUMBUS PROPOSED CHARTER AMENDMENT (ISSUE #35)		-7- COLUMBUS PROPOSED CHARTER AMENDMENT (ISSUE #37)		-8- COLUMBUS PROPOSED CHARTER AMENDMENT (ISSUE #34)		TOTAL VOTE
	FOR	AGAINST	FOR	AGAINST	YES	NO	FOR	AGAINST	FOR	AGAINST	YES	NO	YES	NO	YES	NO	
PERRY -									903	790							1753
	0	0	0	0	0	0	0	0	903	790	0	0	0	0	0	0	1753
PLAIN -									353	545							927
	0	0	0	0	0	0	0	0	353	545	0	0	0	0	0	0	927
PLEAS -									953	1411							2453
	0	0	0	0	0	0	0	0	953	1411	0	0	0	0	0	0	2453
PRAIR -									2039	2504							4707
	0	0	0	0	0	0	0	0	2039	2504	0	0	0	0	0	0	4707
REYNS 1-	695	1494							1058	1104							2252
REYNS 2-	577	1487							967	1066							2110
REYNS 3-	527	1264							886	893							1831
REYNS 4-	362	1059							696	713							1462
	2161	5304	0	0	0	0	0	0	3607	3776	0	0	0	0	0	0	7655
RIVERL									133	95							237
	0	0	0	0	0	0	0	0	133	95	0	0	0	0	0	0	237
SHARON -									459	398							878
	0	0	0	0	0	0	0	0	459	398	0	0	0	0	0	0	878
TRURO -									186	178							376
	0	0	0	0	0	0	0	0	186	178	0	0	0	0	0	0	376
UP ARL 1-									1560	990							2662
UP ARL 2-									1197	925							2202
UP ARL 3-									1274	963							2331
UP ARL 4-									1234	1009							2341
UP ARL 5-									1378	1246							2715
UP ARL 6-									1592	1470							3178
	0	0	0	0	0	0	0	0	8235	6603	0	0	0	0	0	0	15429
URB' ST									89	25							124
	0	0	0	0	0	0	0	0	89	25	0	0	0	0	0	0	124
V'VIEW									73	115							192
	0	0	0	0	0	0	0	0	73	115	0	0	0	0	0	0	192
WASH									194	171							376
	0	0	0	0	0	0	0	0	194	171	0	0	0	0	0	0	376
WESTV 1-									1068	852							1990
WESTV 2-									1533	1292							2916

* - OFFICIAL RESULTS - *

* - GENERAL ELECTION - NOVEMBER 3, 1998 - FRANKLIN COUNTY, OHIO - *

** RECAP **	-1- REYNOLDSBURG PROPOSED BOND ISSUE (ISSUE #41)		-2- COLUMBUS PROPOSED ORDINANCE (BY INIT. PETITION) (ISSUE #39)		-3- COLUMBUS PROPOSED CHARTER AMENDMENT (ISSUE #38)		-4- HAMILTON LOCAL SCH DIST PROP BOND ISS & TAX LEVY (ISSUE#6)		-5- FRANKLIN COUNTY MR & DD PROP TAX LEVY (ISSUE #30)		-6- COLUMBUS PROPOSED CHARTER AMENDMENT (ISSUE #35)		-7- COLUMBUS PROPOSED CHARTER AMENDMENT (ISSUE #37)		-8- COLUMBUS PROPOSED CHARTER AMENDMENT (ISSUE #34)		TOTAL VOTE
	FOR	AGAINST	FOR	AGAINST	YES	NO	FOR	AGAINST	FOR	AGAINST	YES	NO	YES	NO	YES	NO	
WESTV 3-									887	659							1631
WESTV 4-									992	784							1829
WESTV 5-									1063	811							1952
	0	0	0	0	0	0	0	0	5543	4398	0	0	0	0	0	0	10318
WHALL 1-									470	402							936
WHALL 2-									524	408							966
WHALL 3-									613	573							1240
WHALL 4-									597	469							1114
	0	0	0	0	0	0	0	0	2204	1852	0	0	0	0	0	0	4256
WORTH 1-									984	749							1769
WORTH 2-									869	436							1359
WORTH 3-									979	744							1782
WORTH 4-									838	570							1467
	0	0	0	0	0	0	0	0	3670	2499	0	0	0	0	0	0	6377

* - OFFICIAL RESULTS - *

* - GENERAL ELECTION - NOVEMBER 3, 1998 - FRANKLIN COUNTY, OHIO - *

	-1- REYNOLDSBURG PROPOSED BOND ISSUE (ISSUE #41)		-2- COLUMBUS PROPOSED ORDINANCE (BY INIT. PETITION) (ISSUE #39)		-3- COLUMBUS PROPOSED CHARTER AMENDMENT (ISSUE #38)		-4- HAMILTON LOCAL SCH DIST PROP BOND ISS & TAX LEVY (ISSUE#6)		-5- FRANKLIN COUNTY MR & DD PROP TAX LEVY (ISSUE #30)		-6- COLUMBUS PROPOSED CHARTER AMENDMENT (ISSUE #35)		-7- COLUMBUS PROPOSED CHARTER AMENDMENT (ISSUE #37)		-8- COLUMBUS PROPOSED CHARTER AMENDMENT (ISSUE #34)		TOTAL VOTE
	FOR	AGAINST	FOR	AGAINST	YES	NO	FOR	AGAINST	FOR	AGAINST	YES	NO	YES	NO	YES	NO	
** RECAP **																	
TOTALS:																	
POLL TOTAL	2161	5304	51294	89248	86578	32530	1289	1534	149505	114255	77912	39566	71987	43222	79845	39617	278935
ABSENTEE	142	424	4285	6269	7018	1619	51	152	12329	8930	5766	2505	5412	2586	6163	2459	23591
SUBTOTAL	2303	5728	55579	95517	93596	34149	1340	1686	161834	123185	83678	42071	77399	45808	86008	42076	302526
DEL'RE CO.			116	116	164	32					131	55	119	60	139	56	0
FAIR'D CO.			493	726	887	233					705	371	687	375	731	361	0
LICK'G CO.	529	986															0
GRAND TOTAL	2832	6714	56188	96359	94647	34414	1340	1686	161834	123185	84514	42497	78205	46243	86878	42493	302526

* - OFFICIAL RESULTS - *

* - GENERAL ELECTION - NOVEMBER 3, 1998 - FRANKLIN COUNTY, OHIO - *

-1-

#33 PROPOSED CHARTER AMENDMENT
CITY OF COLUMBUS

A MAJORITY AFFIRMATIVE VOTE IS NECESSARY FOR
PASSAGE.

SHALL SECTION 9, OF THE CHARTER OF THE CITY OF
COLUMBUS, OHIO, BE AMENDED TO MAKE THIS
SECTION CONSISTENT WITH CHARTER SECTION 225
REGARDING THE DAY, TIME AND MANNER CITY
COUNCIL MEMBERS ASSUME THEIR DUTIES OF OFFICE;
AND REPEAL THE ORIGINAL PROVISIONS THEREOF, AS
RECOMMENDED BY THE CHARTER COMMITTEE?

-2-

#8 PROPOSED TAX LEVY
UPPER ARLINGTON CITY SCHOOL DISTRICT

A MAJORITY AFFIRMATIVE VOTE IS NECESSARY FOR
PASSAGE.

AN ADDITIONAL TAX FOR THE BENEFIT OF THE UPPER
ARLINGTON CITY SCHOOL DISTRICT FOR THE PURPOSE
OF CURRENT EXPENSES AT A RATE NOT EXCEEDING
6.2 MILLS FOR EACH ONE DOLLAR OF VALUATION,
WHICH AMOUNTS TO \$0.62 FOR EACH ONE HUNDRED
DOLLARS OF VALUATION, FOR A CONTINUING PERIOD
OF TIME BEGINNING WITH THE 1998 TAX YEAR.

-3-

PROPOSED LAW
PROPOSED BY INITIATIVE PETITION

1. TO AMEND SECTIONS 1531.01 AND 1531.02 OF
THE OHIO REVISED CODE TO PROHIBIT THE HUNTING
OR TAKING OF MOURNING DOVES IN OHIO.

THE PROPOSED LAW WOULD:

- (1) AMEND SECTION 1531.01(S) OF THE OHIO
REVISED CODE BY REMOVING THE
WORDS "MOURNING DOVES" FROM THE DEFINITION
OF "GAME BIRDS."
- (2) AMEND SECTION 1531.01 OF THE OHIO REVISED
CODE BY REMOVING THE FINAL
SENTENCE OF THAT SECTION WHICH STATES:
"THE CHIEF SHALL NOT ESTABLISH A SEASON FOR
THE HUNTING OF MOURNING
DOVES THAT OPENS PRIOR TO THE FIFTEENTH DAY
OF SEPTEMBER OF ANY YEAR."
- (3) AMEND SECTION 1531.02 OF THE REVISED-CODE
BY ADDING THE WORDS "NO
PERSON SHALL HUNT OR TAKE A MOURNING DOVE."

IF ADOPTED, THIS LAW AS AMENDED WOULD BE
EFFECTIVE ON DECEMBER 3, 1998.

A MAJORITY YES VOTE IS NECESSARY FOR PASSAGE.

SHALL THE PROPOSED LAW BE ADOPTED?

-4-

#21B SPECIAL ELECTION BY PETITION
UPON THE QUESTION OF THE SALE OF BEER BY
HOLDERS OF "C" OR "D" PERMITS

A MAJORITY AFFIRMATIVE VOTE IS NECESSARY FOR
PASSAGE.

SHALL THE SALE OF BEER AS DEFINED IN SECTION
4305.08 OF THE REVISED CODE UNDER PERMITS
WHICH AUTHORIZE SALE FOR ON-PREMISES
CONSUMPTION ONLY, AND UNDER PERMITS WHICH
AUTHORIZE SALE FOR BOTH ON-PREMISES AND
OFF-PREMISES CONSUMPTION, BE PERMITTED IN THE
CITY OF BEXLEY, WARD "3", PRECINCT "B"?

-5-

#22B SPECIAL ELECTION BY PETITION
LOCAL OPTION ELECTION

A MAJORITY AFFIRMATIVE VOTE IS NECESSARY FOR
PASSAGE.

SHALL THE SALE OF WINE AND MIXED BEVERAGES,
UNDER PERMITS WHICH AUTHORIZE SALE FOR
ON-PREMISE CONSUMPTION ONLY, AND UNDER PERMITS
WHICH AUTHORIZE SALE FOR BOTH ON-PREMISE AND
OFF-PREMISE CONSUMPTION, BE PERMITTED IN THE
CITY OF BEXLEY, WARD "3", PRECINCT "B"?

-6-

#22C SPECIAL ELECTION BY PETITION
LOCAL OPTION ELECTION

A MAJORITY AFFIRMATIVE VOTE IS NECESSARY FOR
PASSAGE.

SHALL THE SALE OF SPRITUOUS LIQUORS BY THE
GLASS BE PERMITTED IN THE CITY OF BEXLEY, WARD
"3", PRECINCT "B"?

-7-

#24C SPECIAL ELECTION BY PETITION
LOCAL OPTION ELECTION

A MAJORITY AFFIRMATIVE VOTE IS NECESSARY FOR
PASSAGE.

SHALL THE SALE OF SPIRITUOUS LIQUORS BY THE
GLASS BE PERMITTED IN THE VILLAGE OF
HARRISBURG?

-8-

#25C SPECIAL ELECTION BY PETITION
LOCAL OPTION ELECTION ON SUNDAY SALE OF LIQUOR

A MAJORITY AFFIRMATIVE VOTE IS NECESSARY FOR
PASSAGE.

SHALL THE SALE OF WINE AND MIXED BEVERAGES OF
THE SAME TYPES AS MAY BE LEGALLY SOLD IN THIS
PRECINCT ON OTHER DAYS OF THE WEEK, BE
PERMITTED IN THIS MIFFLIN TOWNSHIP, PRECINCT
"A" FOR CONSUMPTION OFF THE PREMISES WHERE
SOLD, BETWEEN THE HOURS OF ONE P.M. AND
MIDNIGHT ON SUNDAY?

* - OFFICIAL RESULTS - *

* - GENERAL ELECTION - NOVEMBER 3, 1998 - FRANKLIN COUNTY, OHIO - *

	-1- COLUMBUS PROPOSED CHARTER AMENDMENT (ISSUE #33)		-2- UPPER ARLINGTON CITY SCH DIST PROP TAX LEVY (ISSUE #8)		-3- STATE ISSUE #1 PROPOSED LAW (INITIATIVE PETITION)		-4- LOCAL OPTION BEXLEY 3-B (ISSUE #21B)		-5- LOCAL OPTION BEXLEY 3-B (ISSUE #22B)		-6- LOCAL OPTION BEXLEY 3-B (ISSUE #22C)		-7- LOCAL OPTION HARRISBURG (ISSUE #24C)		-8- LOCAL OPTION MIFFLIN TWP-A (ISSUE #25c)		TOTAL VOTE
	YES	NO	FOR	AGAINST	YES	NO	YES	NO	YES	NO	YES	NO	YES	NO	YES	NO	
BEXLEY 1 - A					169	232											430
BEXLEY 1 - B					145	178											345
BEXLEY 1 - C					205	224											457
					519	634											1232
BEXLEY 2 - A					269	277											593
BEXLEY 2 - B					127	148											287
BEXLEY 2 - C					178	207											402
					574	632											1282
BEXLEY 3 - A					232	269	332	138	331	132	331	135					526
BEXLEY 3 - B					221	238											491
BEXLEY 3 - C					184	189											397
					637	696	332	138	331	132	331	135					1414
BEXLEY 4 - A					112	104											235
BEXLEY 4 - B					84	95											190
BEXLEY 4 - C					197	178											393
BEXLEY 4 - D					134	153											300
					527	530											1118
BLEND - A					94	169											274
BLEND - B					75	136											220
BLEND - C					124	188											317
BLEND - D					121	184											319
BLEND - E					96	217											323
BLEND - F					151	276											449
BLEND - G					156	240											410
					817	1410											2312
BROWN - A					150	358											524
BROWN - B					95	192											294
					245	550											818
CAN W - A					216	416											661
CAN W - B					74	160											243
CAN W - C					88	162											261
CAN W - D					44	99											148
					422	837											1313
CLINT - A					128	199											353
CLINT - B					138	164											320
CLINT - C					113	132											252
					379	495											925
COLS 01 - A	174	104			124	199											351
COLS 01 - B	114	101			84	159											269
COLS 01 - C	223	117			166	214											402
	511	322			374	572											1022
COLS 02 - A	96	83			77	123											230
COLS 02 - B	262	95			190	220											425
COLS 02 - C	246	57			173	175											360
COLS 02 - D	257	41			162	191											367
COLS 02 - E	234	64			197	160											370
COLS 02 - F	238	45			156	159											330
	1333	385			955	1028											2082

* - OFFICIAL RESULTS - *

* - GENERAL ELECTION - NOVEMBER 3, 1998 - FRANKLIN COUNTY, OHIO - *

	-1- COLUMBUS PROPOSED CHARTER AMENDMENT (ISSUE #33)		-2- UPPER ARLINGTON CITY SCH DIST PROP TAX LEVY (ISSUE #8)		-3- STATE ISSUE #1 PROPOSED LAW (INITIATIVE PETITION)		-4- LOCAL OPTION BEXLEY 3-B (ISSUE #21B)		-5- LOCAL OPTION BEXLEY 3-B (ISSUE #22B)		-6- LOCAL OPTION BEXLEY 3-B (ISSUE #22C)		-7- LOCAL OPTION HARRISBURG (ISSUE #24C)		-8- LOCAL OPTION MIFFLIN TWP-A (ISSUE #25c)		TOTAL VOTE
	YES	NO	FOR	AGAINST	YES	NO	YES	NO	YES	NO	YES	NO	YES	NO	YES	NO	
COLS 03-	A	111	74			78	126										255
	B	161	84			109	173										323
	C	180	125			147	196										392
	D	172	117			121	208										368
		624	400			455	703										1338
COLS 04-	A	136	75			114	123										297
	B	121	100			83	145										295
	C	68	35			59	55										146
	D	121	86			110	131										318
		446	296			366	454										1056
COLS 05-	A	160	93			131	141										360
	B	142	84			116	139										352
	C	131	84			104	126										318
	D	67	54			64	73										198
		500	315			415	479										1228
COLS 06-	A	122	80			93	147										314
	B	188	113			151	201										472
	C	153	96			113	161										368
	D	161	86			138	137										332
	E	146	80			124	128										311
	F	154	84			150	142										370
		924	539			769	916										2167
COLS 07-	A	73	51			74	77										209
	B	148	72			127	139										384
	C	103	79			78	120										267
	D	124	63			102	102										260
	E	135	83			111	137										375
		583	348			492	575										1495
COLS 08-	A	105	38			83	84										191
	B	232	62			181	162										420
	C	205	41			147	142										303
	D	257	60			199	177										393
		799	201			610	565										1307
COLS 09-	A	140	120			119	192										322
	B	108	83			63	138										222
		248	203			182	320										544
COLS 10-	A	318	100			206	289										516
	B	174	59			110	149										274
	C	146	71			116	132										295
	D	39	61			67	82										188
	E	39	117			198	405										647
	F	231	77	0	0	131	217										362
	G	232	68			135	225										385
	H	119	51			84	126										224
	I	146	29			91	122										224
	J	238	73			127	237										384
	K	303	83			192	277										493
	L	259	91			139	280										445
	M	189	79			126	192										336
	N	223	84			119	240										377
		3019	1043	0	0	1841	2973										5150

* - OFFICIAL RESULTS - *

* - GENERAL ELECTION - NOVEMBER 3, 1998 - FRANKLIN COUNTY, OHIO - *

		-1- COLUMBUS PROPOSED CHARTER AMENDMENT (ISSUE #33)		-2- UPPER ARLINGTON CITY SCH DIST PROP TAX LEVY (ISSUE #8)		-3- STATE ISSUE #1 PROPOSED LAW (INITIATIVE PETITION)		-4- LOCAL OPTION BEXLEY 3-B (ISSUE #21B)		-5- LOCAL OPTION BEXLEY 3-B (ISSUE #22B)		-6- LOCAL OPTION BEXLEY 3-B (ISSUE #22C)		-7- LOCAL OPTION HARRISBURG (ISSUE #24C)		-8- LOCAL OPTION MIFFLIN TWP-A (ISSUE #25c)		TOTAL VOTE
		YES	NO	FOR	AGAINST	YES	NO	YES	NO	YES	NO	YES	NO	YES	NO	YES	NO	
COLS 11-	A	110	54			85	111											213
	B	165	139			113	224											375
	C	252	121			150	294											469
	D	176	137			121	243											391
	E	220	127			169	250											442
		923	578			638	1122											1890
COLS 12-	A	114	41			87	89											187
	B	63	49			46	83											169
	C	111	42			89	83											202
	D	184	57			162	120											301
		472	189			384	375											859
COLS 13-	A	31	37			35	43											107
	B	88	85			93	112											289
	C	72	45			65	59											170
	D	124	92			110	142											344
		315	259			303	356											510
COLS 14-	A	250	36			185	140											361
	B	203	40			182	120											316
	C	275	49			243	160											426
	D	311	69			269	183											489
		1039	194			879	603											1592
COLS 15-	A	155	21			105	113											227
	B	295	53			190	244											448
		450	74			295	357											675
COLS 16-	A	151	26			130	92											231
	B	154	40			130	111											255
	C	116	22			91	76											181
	D	86	27			73	72											157
	E	107	26			83	75											165
		614	141			507	426											989
COLS 17-	A	66	69			75	88											216
	B	173	130			140	196											451
	C	135	119			118	177											432
	D	127	114			104	162											344
	E	90	76			88	98											255
		591	508			525	721											1698
COLS 18-	A	195	56			157	146											318
	B	263	58			223	187											428
	C	226	61			200	170											387
	D	214	45			176	135											330
	E	289	53			222	179											419
	F	193	51			167	124											309
		1380	324			1145	941											2191
COLS 19-	A	289	43			190	226											437
	B	364	74			248	293											564
	C	379	63			243	308											562
	D	394	61			255	324											598
	E	323	49			206	235											463
	F	330	68			245	231											495
	G	325	73			212	270											505
	H	363	66			273	259											556
		2767	497			1872	2146											4180

* - OFFICIAL RESULTS - *

* - GENERAL ELECTION - NOVEMBER 3, 1998 - FRANKLIN COUNTY, OHIO - *

	-1- COLUMBUS PROPOSED CHARTER AMENDMENT (ISSUE #33)		-2- UPPER ARLINGTON CITY SCH DIST PROP TAX LEVY (ISSUE #8)		-3- STATE ISSUE #1 PROPOSED LAW (INITIATIVE PETITION)		-4- LOCAL OPTION BEXLEY 3-B (ISSUE #21B)		-5- LOCAL OPTION BEXLEY 3-B (ISSUE #22B)		-6- LOCAL OPTION BEXLEY 3-B (ISSUE #22C)		-7- LOCAL OPTION HARRISBURG (ISSUE #24C)		-8- LOCAL OPTION MIFFLIN TWP-A (ISSUE #25c)		TOTAL VOTE
	YES	NO	FOR	AGAINST	YES	NO	YES	NO	YES	NO	YES	NO	YES	NO	YES	NO	
COLS 20-	A	378	68			296	282										597
	B	321	67			271	213										504
	C	369	80			288	243										551
		1068	215			855	738										1652
COLS 21-	A	342	112			254	294										579
	B	396	96			243	322										610
	C	295	76			211	247										508
	D	191	61			129	162										320
	E	425	86			273	339										641
	F	368	77			260	272										562
		2017	508			1370	1636										3220
COLS 22-	A	349	87			222	292										554
	B	296	77			198	258										496
	C	340	103			233	316										569
	D	195	84			128	209										366
	E	182	77			123	188										339
	F	230	111			155	244										432
	G	310	81			220	273										521
	H	219	70			131	216										376
		2121	690			1410	1996										3653
COLS 23-	A	163	83			119	172										329
	B	165	106			137	171										350
	C	203	115			141	249										424
	D	190	136			141	246										433
		721	440			538	838										1536
COLS 24-	A	165	108			124	175										326
	B	172	103			139	187										346
	C	142	86			113	154										287
	D	145	94			107	154										320
	E	127	114			105	183										306
		751	505			588	853										1585
COLS 25-	A	178	145			141	199										455
	B	134	119			125	156										352
	C	100	109			98	128										314
	D	158	129			137	193										424
	E	135	99			128	140										366
	F	108	119			99	160										325
	G	152	132			150	177										436
		965	852			878	1153										2672
COLS 26-	A	115	48			95	93										239
	B	55	32			44	48										103
	C	79	50			63	99										206
	D	135	84			109	142										327
	E	62	58			61	80										180
		446	272			372	462										1055
COLS 27-	A	143	62			110	129										268
	B	120	54			99	101										215
	C	274	89			175	254										466
	D	174	68			133	159										348
	E	155	94			135	161										335
	F	345	85			224	294										564
		1211	452			876	1098										2196

* - OFFICIAL RESULTS - *

* - GENERAL ELECTION - NOVEMBER 3, 1998 - FRANKLIN COUNTY, OHIO - *

COLS		-1- COLUMBUS PROPOSED CHARTER AMENDMENT (ISSUE #33)		-2- UPPER ARLINGTON CITY SCH DIST PROP TAX LEVY (ISSUE #8)		-3- STATE ISSUE #1 PROPOSED LAW (INITIATIVE PETITION)		-4- LOCAL OPTION BEXLEY 3-B (ISSUE #21B)		-5- LOCAL OPTION BEXLEY 3-B (ISSUE #22B)		-6- LOCAL OPTION BEXLEY 3-B (ISSUE #22C)		-7- LOCAL OPTION HARRISBURG (ISSUE #24C)		-8- LOCAL OPTION MIFFLIN TWP-A (ISSUE #25c)		TOTAL VOTE
		YES	NO	FOR	AGAINST	YES	NO	YES	NO	YES	NO	YES	NO	YES	NO	YES	NO	
COLS 28-	A	158	158			145	192											415
	B	189	149			155	221											463
	C	216	138			171	238											488
	D	216	89			167	193											405
	E	288	149			215	266											589
	F	254	78			184	218											460
			1321	761			1037	1328										
COLS 29-	A	74	83			69	120											228
	B	43	70			44	84											170
	C	81	106			73	150											246
	D	146	159			116	247											405
		344	418			302	601											1049
COLS 30-	A	263	103			171	252											456
	B	185	67			130	160											312
	C	199	79			127	191											338
	D	213	82			144	199											363
	E	183	85			130	179											333
	F	146	53			98	138											257
		1189	469			800	1119											2059
COLS 31-	A	153	119			155	162											381
	B	140	92			102	163											291
	C	133	88			93	150											261
	D	58	62			60	78											167
	E	140	76			97	140											257
		624	437			507	693											1357
COLS 32-	A	343	120			219	322											572
	B	202	109			142	238											399
	C	131	74			108	143											279
	D	229	94			146	242											415
		905	397			615	945											1665
COLS 33-	A	241	65			184	189											391
	B	148	36			110	115											243
	C	155	30			92	128											231
	D	239	72			169	210											407
	E	198	30			158	116											284
	F	130	31			98	97											203
	G	257	60			203	183											407
	H	136	18			90	91											187
			1504	342			1104	1129										
COLS 34-	A	242	136			170	258											473
	B	190	86			124	198											357
	C	200	62			152	162											348
	D	252	133			173	251											448
	E	138	96			111	166											303
	F	204	97			119	211											366
		1226	610			849	1246											2292
COLS 35-	A	139	99			118	147											310
	B	136	84			118	132											354
	C	170	142			157	214											493
	D	196	127			172	214											482
		641	452			565	707											1639

* - OFFICIAL RESULTS - *

* - GENERAL ELECTION - NOVEMBER 3, 1998 - FRANKLIN COUNTY, OHIO - *

	-1- COLUMBUS PROPOSED CHARTER AMENDMENT (ISSUE #33)		-2- UPPER ARLINGTON CITY SCH DIST PROP TAX LEVY (ISSUE #8)		-3- STATE ISSUE #1 PROPOSED LAW (INITIATIVE PETITION)		-4- LOCAL OPTION BEXLEY 3-B (ISSUE #21B)		-5- LOCAL OPTION BEXLEY 3-B (ISSUE #22B)		-6- LOCAL OPTION BEXLEY 3-B (ISSUE #22C)		-7- LOCAL OPTION HARRISBURG (ISSUE #24C)		-8- LOCAL OPTION MIFFLIN TWP-A (ISSUE #25c)		TOTAL VOTE
	YES	NO	FOR	AGAINST	YES	NO	YES	NO	YES	NO	YES	NO	YES	NO	YES	NO	
COLS 36-	A 188	146			106	270											409
	B 125	83			87	151											250
	C 112	50			89	104											214
	D 234	139			134	289											444
	E 256	172			166	324											531
	F 154	112			110	211											343
	1069	702			692	1349											2191
COLS 37-	A 81	70			53	116											204
	B 46	48			42	73											136
	C 62	77			54	104											170
	D 122	85			86	156											262
	E 215	145			142	275											455
	526	425			377	724											1227
COLS 38-	A 204	123			140	226											395
	B 78	60			67	91											196
	C 115	104			97	153											275
	397	287			304	470											866
COLS 39-	A 147	39			123	114											247
	B 139	26			135	89											236
	286	65			258	203											483
COLS 40-	A 103	17			96	73											178
	B 94	19			73	66											150
	C 249	57			222	144											383
	446	93			391	283											711
COLS 41-	A 74	16			66	54											124
	B 64	17			59	48											113
	C 61	15			38	51											96
	D 66	5			44	44											96
	E 66	20			54	58											118
	331	73			261	255											543
COLS 42-	A 75	50			65	91											169
	B 129	68			100	131											254
	C 148	90			112	170											310
	D 129	59			89	137											248
	E 146	110			119	192											349
	627	377			485	721											1330
COLS 43-	A 217	107			132	241											407
	B 180	109			124	217											371
	C 154	110			127	175											321
	D 213	123			132	269											423
	E 148	76			101	156											272
	912	525			616	1058											1794
COLS 44-	A 171	96			140	154											348
	B 155	51			130	102											259
	C 151	110			118	170											327
	D 136	81			115	131											301
	E 158	84			140	129											325
	F 175	40			121	129											268
	G 129	49			101	114											229
	H 151	88			110	168											299
	I 162	96			115	175											314
	J 118	105			112	193											332
	K 118	53			56	136											206
	1662	853			1258	1601											3208

* - OFFICIAL RESULTS - *

* - GENERAL ELECTION - NOVEMBER 3, 1998 - FRANKLIN COUNTY, OHIO - *

		-1- COLUMBUS PROPOSED CHARTER AMENDMENT (ISSUE #33)		-2- UPPER ARLINGTON CITY SCH DIST PROP PAK LEVY (ISSUE #8)		-3- STATE ISSUE #1 PROPOSED LAW (INITIATIVE PETITION)		-4- LOCAL OPTION BEXLEY 3-B (ISSUE #21B)		-5- LOCAL OPTION BEXLEY 3-B (ISSUE #22B)		-6- LOCAL OPTION BEXLEY 3-B (ISSUE #22C)		-7- LOCAL OPTION HARRISBURG (ISSUE #24C)		-8- LOCAL OPTION MIFFLIN TWP-A (ISSUE #25c)		TOTAL VOTE
		YES	NO	FOR	AGAINST	YES	NO	YES	NO	YES	NO	YES	NO	YES	NO	YES	NO	
COLS 45-	A	130	72			103	130											253
	B	158	118			94	218											343
	C	225	154			174	242											454
	D	112	61			56	141											211
	E	111	65			69	123											212
	F	151	123			108	204											312
	G	158	97			105	193											312
	H	260	122			164	287											471
	I	203	106			124	233											389
	J	214	87			139	222											391
	K	158	81			102	176											297
		1880	1086			1238	2169											3668
COLS 46-	A	225	97			141	225											387
	B	387	93			229	329											596
	C	273	88			184	249											450
	D	204	85			150	182											357
	E	215	85			139	198											366
	F	154	61			107	151											270
	G	131	43			71	125											216
	H	215	101			153	218											402
	I	348	124			224	326											601
		2152	777			1398	2003											3645
COLS 47-	A	224	118			159	228											445
	B	126	72			110	123											271
	C	170	121			128	220											382
	D	218	71			140	194											373
	E	189	71			142	158											336
	F	118	68			86	137											251
		1045	521			765	1060											2058
COLS 48-	A	88	63			87	77											198
	B	118	71			100	112											244
	C	184	99			142	194											422
	D	180	128			146	199											406
	E	90	59			52	114											178
	F	168	114			154	171											395
		828	534			681	867											1843
COLS 49-	A	235	204			187	316											556
	B	195	206			156	303											483
	C	158	131			123	209											370
	D	120	165			83	247											366
	E	110	81			98	121											231
		818	787			647	1196											2006
COLS 50-	A	119	109			98	163											369
	B	130	144			131	186											423
	C	111	86			88	121											279
	D	99	60			70	111											196
		459	399			387	581											1267
COLS 51-	A	163	154			124	223											446
	B	89	94			83	127											267
	C	163	134			141	205											444
	D	112	92			88	137											289
		527	474			436	692											1446

* - OFFICIAL RESULTS - *

* - GENERAL ELECTION - NOVEMBER 3, 1998 - FRANKLIN COUNTY, OHIO - *

COLS	A	-1- COLUMBUS PROPOSED CHARTER AMENDMENT (ISSUE #33)		-2- UPPER ARLINGTON CITY SCH DIST PROP TAX LEVY (ISSUE #8)		-3- STATE ISSUE #1 PROPOSED LAW (INITIATIVE PETITION)		-4- LOCAL OPTION BEXLEY 3-B (ISSUE #21B)		-5- LOCAL OPTION BEXLEY 3-B (ISSUE #22B)		-6- LOCAL OPTION BEXLEY 3-B (ISSUE #22C)		-7- LOCAL OPTION HARRISBURG (ISSUE #24C)		-8- LOCAL OPTION MIFFLIN TWP-A (ISSUE #25c)		TOTAL VOTE
		YES	NO	FOR	AGAINST	YES	NO	YES	NO	YES	NO	YES	NO	YES	NO	YES	NO	
52-	A	290	124			189	298											536
	B	291	107			185	275											503
	C	279	112			183	263											481
	D	208	67			161	159											362
	E	180	69			138	140											300
	F	245	139			159	259											448
	G	113	37			78	94											179
		1606	655			1093	1488											2809
53-	A	203	105			152	220											392
	B	243	98			148	239											406
	C	265	105			170	252											455
	D	269	114			189	256											485
	E	220	108			141	244											407
	F	122	21			84	77											167
	G	161	63			115	145											280
	H	90	25			58	79											145
	I	253	75			139	257											422
		1826	714			1196	1769											3159
54-	A	185	90			122	192											344
	B	235	78			148	215											381
	C	190	73			125	178											329
	D	266	81			140	265											443
	E	152	69			108	155											283
	F	241	98			154	256											451
		1269	489			797	1261											2231
55-	A	117	64			101	104											246
	B	137	72			123	107											265
	C	157	76			137	116											313
	D	203	55			155	128											324
		614	267			516	455											1148
56-	A	141	60			110	112											256
	B	70	61			71	80											192
	C	97	79			83	121											245
	D	72	54			62	87											188
	E	177	169			146	239											536
	F	163	118			149	170											399
	G	141	89			125	130											338
	H	121	87			113	130											293
	I	159	83			126	169											326
		1141	800			985	1238											2773
57-	A	164	112			106	204											322
	B	160	94			99	188											301
	C	247	107			162	252											435
	D	364	104			235	321											596
	E	148	51			94	137											244
	F	225	82			124	241											386
	G	191	115			113	245											389
	H	377	112			227	370											641
		1876	777			1160	1958											3314
58-	A	190	134			126	241											411
	B	255	134			152	296											497
	C	192	147			133	257											403
	D	174	128			126	222											371
	E	239	166			152	336											522
	F	193	188			142	310											487
	G	144	100			128	156											314
	H	201	125			135	250											407M
		1588	1122			1094	2068											3412

* - OFFICIAL RESULTS - *

* - GENERAL ELECTION - NOVEMBER 3, 1998 - FRANKLIN COUNTY, OHIO - *

		-1- COLUMBUS PROPOSED CHARTER AMENDMENT (ISSUE #33)		-2- UPPER ARLINGTON CITY SCH DIST PROP TAX LEVY (ISSUE #8)		-3- STATE ISSUE #1 PROPOSED LAW (INITIATIVE PETITION)		-4- LOCAL OPTION BEXLEY 3-B (ISSUE #21B)		-5- LOCAL OPTION BEXLEY 3-B (ISSUE #22B)		-6- LOCAL OPTION BEXLEY 3-B (ISSUE #22C)		-7- LOCAL OPTION HARRISBURG (ISSUE #24C)		-8- LOCAL OPTION MIFFLIN TWP-A (ISSUE #25C)		TOTAL VOTE
		YES	NO	FOR	AGAINST	YES	NO	YES	NO	YES	NO	YES	NO	YES	NO	YES	NO	
COLS 59-	A	279	75			138	280											448
	B	278	78			176	248											444
	C	244	37			140	193											363
	D	194	45			121	176											312
	E	72	18			36	70											112
	F	236	52			130	227											377
		1303	305			741	1194											2056
COLS 60-	A	261	71			122	261											398
	B	245	79			144	250											416
	C	362	101			183	362											583
	D	341	77			175	304											506
	E	213	68			135	189											345
	F	357	71			182	306											528
	G	152	30			73	140											227
		1942	497			1014	1812											3003
COLS 61-	A	158	77			114	165											309
	B	163	82			124	177											314
	C	169	69			113	171											303
	D	293	101			194	270											495
		783	329			545	783											1421
COLS 62-	A	173	49			106	159											277
	B	185	71			142	174											341
	C	227	116			145	257											426
	D	157	39			97	132											242
	E	191	66			111	208											341
	F	170	99			117	194											334
	G	180	78			120	177											321
	H	202	79			152	189											370
	I	238	78			144	237											408
		1723	675			1134	1727											3060
COLS 63-	A	347	97			181	326											539
	B	276	78			162	268											442
	C	375	106			243	315											586
	D	167	57			123	143											277
	E	235	88			134	252											424
	F	245	67			162	202											380
	G	251	61	2	4	144	241											411
	H	151	53	2	0	88	166											268
	I	120	36	0	2	67	114											195
	J	155	55			110	150											284
		2322	698	4	6	1414	2177											3806
COLS 64-	A	225	66			128	224											391
	B	286	67			146	269											437
	C	254	60			146	232											404
	D	303	84			180	283											499
	E	258	89			167	269											456
	F	299	82	0	0	164	285											488
	G	120	46			75	114											202
		1745	494	0	0	1006	1676											2877
COLS 65-	A	179	46			97	184											293
	B	206	48			112	196											321
	C	225	54			130	219											364
	D	245	78			157	217											389
	E	260	86			187	239											440
	F	185	65			122	171											306
	G	295	68			153	299											474
		1595	445			958	1525											2587

* - OFFICIAL RESULTS - *

* - GENERAL ELECTION - NOVEMBER 3, 1998 - FRANKLIN COUNTY, OHIO - *

COLS		-1- COLUMBUS PROPOSED CHARTER AMENDMENT (ISSUE #33)		-2- UPPER ARLINGTON CITY SCH DIST PROP TAX LEVY (ISSUE #8)		-3- STATE ISSUE #1 PROPOSED LAW (INITIATIVE PETITION)		-4- LOCAL OPTION BEXLEY 3-B (ISSUE #21B)		-5- LOCAL OPTION BEXLEY 3-B (ISSUE #22B)		-6- LOCAL OPTION BEXLEY 3-B (ISSUE #22C)		-7- LOCAL OPTION HARRISBURG (ISSUE #24C)		-8- LOCAL OPTION MIFFLIN TWP-A (ISSUE #25c)		TOTAL VOTE
		YES	NO	FOR	AGAINST	YES	NO	YES	NO	YES	NO	YES	NO	YES	NO	YES	NO	
		-----		-----		-----		-----		-----		-----		-----		-----		
66-	A	209	77			134	199											347
	B	171	59			133	149											300
	C	286	105			178	282											481
	D	268	92			160	261											454
	E	219	71			136	221											392
		1153	404			741	1112											1974
67-	A	212	124			146	254											423
	B	259	115			145	286											460
	C	159	99			111	201											341
	D	123	72			99	131											248
	E	187	145			133	251											421
	F	270	159			175	343											565
	G	177	101			136	207											376
	H	196	118			148	231											407
	I	194	115			132	223											379
	J	171	110			112	232											370
	K	135	86			97	172											294
		2083	1244			1434	2531											4284
68-	A	174	50			111	141											279
	B	111	42			73	105											196
	C	150	69			95	146											257
	D	114	62			86	126											228
		549	223			365	518											960
69-	A	278	89			177	273											473
	B	129	35			68	139											216
	C	335	72			188	279											497
	D	333	77			195	275											490
	E	232	55			117	232											360
	F	251	73			150	251											427
	G	184	59			120	175											308
	H	165	49			115	149											279
	I	290	72			149	279											459
		2197	581			1279	2052											3499
70-	A	276	65			140	274											432
	B	287	60			142	257											423
	C	327	91			202	293											530
	D	408	97			234	347											616
	E	175	53			111	146											289
		1473	366			829	1317											2290
71-	A	169	30			87	146											247
	B	186	37			121	132											263
	C	140	35			82	121											209
	D	176	59			118	187											320
	E	216	73			119	237											369
	F	276	80			165	253											434
	G	168	51			108	164											280
	H	227	70			150	233											404
	I	185	52			120	154											279
	J	205	69			132	201											350
	K	211	57			121	197											331
	L	202	47			113	163											299
		2361	660			1436	2188											3785
72-	A	314	49			174	233											437
	B	287	39			159	221											394
	C	293	40			153	233											421
	D	345	53			170	275											477
	E	326	50			165	285											477
	F	268	52			160	227											420
		1833	283			981	1474											2626

* - OFFICIAL RESULTS - *

* - GENERAL ELECTION - NOVEMBER 3, 1998 - FRANKLIN COUNTY, OHIO - *

	-1- COLUMBUS PROPOSED CHARTER AMENDMENT (ISSUE #33)		-2- UPPER ARLINGTON CITY SCH DIST PROP TAX LEVY (ISSUE #8)		-3- STATE ISSUE #1 PROPOSED LAW (INITIATIVE PETITION)		-4- LOCAL OPTION BEXLEY 3-B (ISSUE #21B)		-5- LOCAL OPTION BEXLEY 3-B (ISSUE #22B)		-6- LOCAL OPTION BEXLEY 3-B (ISSUE #22C)		-7- LOCAL OPTION HARRISBURG (ISSUE #24C)		-8- LOCAL OPTION MIFFLIN TWP-A (ISSUE #25c)		TOTAL VOTE
	YES	NO	FOR	AGAINST	YES	NO	YES	NO	YES	NO	YES	NO	YES	NO	YES	NO	
COLS 73-	A 284	86			181	282											485
	B 193	43			131	148											289
	C 299	84			189	269											480
	D 173	65			114	167											294
	E 268	72			154	267											438
	F 210	71			142	192											353
	G 186	45			115	159											287
	H 258	76			154	235											425
	1871	542			1180	1719											3052
COLS 74-	A 262	52			138	238											394
	B 256	56			174	219											414
	C 337	80			189	320											548
	D 175	45			108	155											279
	E 147	55			106	149											267
	F 166	51			110	149											278
	G 222	49			144	181											343
	H 265	76			187	226											443
	1830	464			1156	1637											2966
DUBLIN 1-	A 231	316			264	443											567
	B 206	316			189	297											756
	C 253	407			1143	1779											555
	D 169	249			853	1316											516
	E 177	347			177	347											698
	177	347			177	347											3092
DUBLIN 2-	A 208	317			168	268											560
	B 168	268			127	168											461
	C 187	314			169	249											300
	D 169	249			853	1316											533
	E 177	347			177	347											441
	177	347			177	347											2295
DUBLIN 3-	A 177	347			177	347											543
	177	347			177	347											543
DUBLIN 4-	A 177	270			181	258											491
	B 181	258			180	339											463
	C 188	306			128	245											547
	D 115	173			969	1591											521
	969	1591			165	313											387
FRANK -	A 119	232			124	295											311
	B 124	295			157	254											444
	C 157	254			124	281											431
	D 78	73			78	73											172
	767	1448			767	1448											2376
GAH 1-	A 157	253			146	235											432
	B 146	235			180	348											397
	C 133	238			188	329											561
	D 97	152			97	152											393
	901	1555			901	1555											544
	901	1555			901	1555											273
	901	1555			901	1555											2600

* - GENERAL ELECTION - NOVEMBER 3, 1998 - FRANKLIN COUNTY, OHIO - *

	-1- COLUMBUS PROPOSED CHARTER AMENDMENT (ISSUE #33)		-2- UPPER ARLINGTON CITY SCH DIST PROP TAX LEVY (ISSUE #8)		-3- STATE ISSUE #1 PROPOSED LAW (INITIATIVE PETITION)		-4- LOCAL OPTION BEKLEY 3-B (ISSUE #21B)		-5- LOCAL OPTION BEKLEY 3-B (ISSUE #22B)		-6- LOCAL OPTION BEKLEY 3-B (ISSUE #22C)		-7- LOCAL OPTION HARRISBURG (ISSUE #24C)		-8- LOCAL OPTION MIFFLIN TWP-A (ISSUE #25c)		TOTAL VOTE
	YES	NO	FOR	AGAINST	YES	NO	YES	NO	YES	NO	YES	NO	YES	NO	YES	NO	
GAH 2-	A				117	247											382
	B				195	357											582M
	C				159	342											528
	D				107	157											285
	E				215	417											676
					793	1520											2451
GAH 3-	A				135	230											386
	B				150	258											425
	C				196	314											538
	D				266	411											709
	E				135	239											393
	F				161	286											476
					1043	1738											2927
GAH 4-	A				173	275											481
	B				204	303											533
	C				214	279											528
	D				146	255											423
	E				204	334											592
	F				189	394											619M
	G				125	267											411
					1255	2107											3587
GR CTY 1-	A				125	294											441
	B				101	287											416
	C				167	389											591
	D				61	98											164
					454	1068											1612
GR CTY 2-	A				133	304											467
	B				214	405											650
	C				126	292											441
					473	1001											1558
GR CTY 3-	A				141	327											498
	B				197	399											641
	C				199	358											611
	D				162	351											539
	E				164	321											520
	F				142	305											473
	G				165	325											510
					1170	2386											3792
GR CTY 4-	A				112	268											403
	B				180	324											538
	C				141	250											409
	D				127	258											419
	E				138	289											447
					698	1389											2216
GRANDV -	A				255	417											715
	B				190	282											496
	C				201	304											530
	D				219	292											531
	E				221	240											480
					1086	1535											2752
GRVPT -	A				151	250											427M
	B				103	254											373
	C				106	227											355
					360	731											1155

* - OFFICIAL RESULTS - *

* - GENERAL ELECTION - NOVEMBER 3, 1998 - FRANKLIN COUNTY, OHIO - *

	-1- COLUMBUS PROPOSED CHARTER AMENDMENT (ISSUE #33)		-2- UPPER ARLINGTON CITY SCH DIST PROP TAX LEVY (ISSUE #8)		-3- STATE ISSUE #1 PROPOSED LAW (INITIATIVE PETITION)		-4- LOCAL OPTION BEXLEY 3-B (ISSUE #21B)		-5- LOCAL OPTION BEXLEY 3-B (ISSUE #22B)		-6- LOCAL OPTION BEXLEY 3-B (ISSUE #22C)		-7- LOCAL OPTION HARRISBURG (ISSUE #24C)		-8- LOCAL OPTION MIFFLIN TWP-A (ISSUE #25c)		TOTAL VOTE
	YES	NO	FOR	AGAINST	YES	NO	YES	NO	YES	NO	YES	NO	YES	NO	YES	NO	
HAMIL - A					133	241											405
B					82	157											249
C					96	258											382
D					127	249											399
					438	905											1435
HAR'RG					40	82						72	51				129
					40	82						72	51				129
HILL 1- A					103	139											255
B					96	204											314
C					130	249											396
D					137	264											414
					466	856											1379
HILL 2- A					169	257											438
B					184	294											500
C					162	273											465
D					170	264											455
					685	1088											1858
HILL 3- A					103	171											284
B					117	236											372
C					96	178											279
D					165	296											478
					481	881											1413
HILL 4- A					144	301											463
B					161	317											502
C					170	300											492
D					97	247											355
					572	1165											1812
JACK - A					146	297											470
B					114	243											387
C					125	283											427
D					156	375											563
					541	1198											1847
JEFF - A					197	289											502
B					181	330											539
C					197	382											614
					575	1001											1655
LOCK					30	44											77
					30	44											77
MAD - A					151	239											412
B					130	327											486
C					170	326											520
D					139	289											455
E					69	196											270
F					160	272											450
G					121	207											342
H					126	266											415
					1066	2122											3350
MAR CL					112	182											298
					112	182											298

* - OFFICIAL RESULTS - *

* - GENERAL ELECTION - NOVEMBER 3, 1998 - FRANKLIN COUNTY, OHIO - *

	-1- COLUMBUS PROPOSED CHARTER AMENDMENT (ISSUE #33)		-2- UPPER ARLINGTON CITY SCH DIST PROP TAX LEVY (ISSUE #8)		-3- STATE ISSUE #1 PROPOSED LAW (INITIATIVE PETITION)		-4- LOCAL OPTION BEXLEY 3-B (ISSUE #21B)		-5- LOCAL OPTION BEXLEY 3-B (ISSUE #22B)		-6- LOCAL OPTION BEXLEY 3-B (ISSUE #22C)		-7- LOCAL OPTION HARRISBURG (ISSUE #24C)		-8- LOCAL OPTION MIFFLIN TWP-A (ISSUE #25c)		TOTAL VOTE
	YES	NO	FOR	AGAINST	YES	NO	YES	NO	YES	NO	YES	NO	YES	NO	YES	NO	
MIFF - A					100	191									113	190	324
MIFF - B					78	151											243
					178	342									113	190	567
MIN PK					239	374											641
					239	374											641
NEW AL - A					133	229											377
NEW AL - B					123	202											341
NEW AL - C					174	242											438
					430	673											1156
NOR - A					155	353											529
NOR - B					156	318											490
NOR - C					132	266											421
NOR - D					110	193											313
					553	1130											1753
OBETZ - A					68	180											260
OBETZ - B					83	221											320
OBETZ - C					91	176											283
					242	577											863
PERRY - A					237	319											586
PERRY - B					184	314											512
PERRY - C			31	26	72	117											201
PERRY - D					160	272											454
			31	26	653	1022											1753
PLAIN - A					83	188											275
PLAIN - B					91	192											297
PLAIN - C					122	222											355
					296	602											927
PLEAS - A					111	251											374
PLEAS - B					131	294											448
PLEAS - C					124	294											433
PLEAS - D					172	341											540
PLEAS - E					136	246											398
PLEAS - F					74	175											260
					748	1601											2453
PRAIR - A					85	188											284
PRAIR - B					164	349											534
PRAIR - C					123	283											429M
PRAIR - D					195	320											545
PRAIR - E					125	251											393
PRAIR - F					152	292											470
PRAIR - G					134	266											426
PRAIR - H					117	181											319
PRAIR - I					169	274											471
PRAIR - J					93	169											282
PRAIR - K					91	176											288
PRAIR - L					88	174											266
					1536	2923											4707
REYNS 1 - A					173	295											515
REYNS 1 - B					214	357											594
REYNS 1 - C					80	129											219
REYNS 1 - D					154	252											430
REYNS 1 - E					177	286											494
					798	1319											2252

* - OFFICIAL RESULTS - *

* - GENERAL ELECTION - NOVEMBER 3, 1998 - FRANKLIN COUNTY, OHIO - *

	-1- COLUMBUS PROPOSED CHARTER AMENDMENT (ISSUE #33)		-2- UPPER ARLINGTON CITY SCH DIST PROP TAX LEVY (ISSUE #8)		-3- STATE ISSUE #1 PROPOSED LAW (INITIATIVE PETITION)		-4- LOCAL OPTION BEKLEY 3-B (ISSUE #21B)		-5- LOCAL OPTION BEKLEY 3-B (ISSUE #22B)		-6- LOCAL OPTION BEKLEY 3-B (ISSUE #22C)		-7- LOCAL OPTION HARRISBURG (ISSUE #24C)		-8- LOCAL OPTION MIFFLIN TWP-A (ISSUE #25c)		TOTAL VOTE
	YES	NO	FOR	AGAINST	YES	NO	YES	NO	YES	NO	YES	NO	YES	NO	YES	NO	
REYNS 2-	A				133	242											401
	B				102	209											326
	C				85	168											265
	D				138	239											398
	E				131	200											345
	F				134	227											377
					723	1285											2110
REYNS 3-	A				147	294											460
	B				205	246											471
	C				168	285											465
	D				167	243											435
					687	1068											1831
REYNS 4-	A				112	153											280
	B				102	131											251
	C				130	244											385
	D				130	233											381
	E				42	114											165
					516	875											1462
RIVERL					96	127											237
					96	127											237
SHARON -	A				172	241											426
	B				199	237											452
					371	478											878
TRURO -	A				28	53											84
	B				92	185											292
					120	238											376
UP ARL 1-	A	290	197		194	275											495
	B	286	187		183	275											482
	C	230	117		145	202											373
	D	200	137		145	179											342
	E	354	178		205	312											540
	F	269	154		153	250											430
		1629	970		1025	1493											2662
UP ARL 2-	A	316	192		219	286											517
	B	135	97		64	156											234
	C	249	216		182	265											479
	D	315	246		201	347											578
	E	211	175		150	230											394
		1226	926		816	1284											2202
UP ARL 3-	A	329	189		172	331											574
	B	192	174		143	211											381
	C	269	222		205	273											498
	D	265	275		193	336											560
	E	198	162		151	198											368
		1253	1022		864	1349											2331
UP ARL 4-	A	210	199		142	254											422
	B	262	225		185	287											497
	C	234	248		189	289											498
	D	192	206		157	228											404
	E	274	235		188	311											520
		1172	1113		861	1369											2341

* - OFFICIAL RESULTS - *

* - GENERAL ELECTION - NOVEMBER 3, 1998 - FRANKLIN COUNTY, OHIO - *

	-1- COLUMBUS PROPOSED CHARTER AMENDMENT (ISSUE #33)		-2- UPPER ARLINGTON CITY SCH DIST PROP TAX LEVY (ISSUE #8)		-3- STATE ISSUE #1 PROPOSED LAW (INITIATIVE PETITION)		-4- LOCAL OPTION BEXLEY 3-B (ISSUE #21B)		-5- LOCAL OPTION BEXLEY 3-B (ISSUE #22B)		-6- LOCAL OPTION BEXLEY 3-B (ISSUE #22C)		-7- LOCAL OPTION HARRISBURG (ISSUE #24C)		-8- LOCAL OPTION MIFFLIN TWP-A (ISSUE #25c)		TOTAL VOTE
	YES	NO	FOR	AGAINST	YES	NO	YES	NO	YES	NO	YES	NO	YES	NO	YES	NO	
UP ARL 5-	A		250	265	209	284											521
	B		282	240	171	334											530M
	C		220	225	164	267											461
	D		198	196	137	250											404
	E		188	142	105	204											338
	F		247	206	147	288											461
			1385	1274	933	1627											2715
UP ARL 6-	A		283	254	174	348											547
	B		236	221	186	263											465
	C		203	224	133	285											434
	D		184	189	134	227											377
	E		264	176	123	297											442
	F		222	192	119	283											423
	G		266	219	188	268											490
			1658	1475	1057	1971											3178
URB' ST					53	53											124
					53	53											124
V' VIEW					67	122											192
					67	122											192
WASH					116	242											376
					116	242											376
WESTV 1-	A				158	246											413M
	B				116	240											373
	C				146	243											399
	D				149	248											416
	E				139	235											389
					708	1212											1990
WESTV 2-	A				183	274											478
	B				180	329											523
	C				137	253											413
	D				134	246											398
	E				185	351											562
	F				196	320											542
					1015	1773											2916
WESTV 3-	A				137	227											389
	B				126	205											341
	C				115	181											312
	D				143	203											371
	E				89	104											218
					610	920											1631
WESTV 4-	A				115	280											413
	B				183	296											492
	C				142	269											429
	D				142	332											495
					582	1177											1829
WESTV 5-	A				160	209											387
	B				131	129											274
	C				109	248											378
	D				141	237											400
	E				205	284											513
					746	1107											1952

* - OFFICIAL RESULTS - *

* - GENERAL ELECTION - NOVEMBER 3, 1998 - FRANKLIN COUNTY, OHIO - *

	-1- COLUMBUS PROPOSED CHARTER AMENDMENT (ISSUE #33)		-2- UPPER ARLINGTON CITY SCH DIST PROP TAX LEVY (ISSUE #8)		-3- STATE ISSUE #1 PROPOSED LAW (INITIATIVE PETITION)		-4- LOCAL OPTION BEXLEY 3-B (ISSUE #21B)		-5- LOCAL OPTION BEXLEY 3-B (ISSUE #22B)		-6- LOCAL OPTION BEXLEY 3-B (ISSUE #22C)		-7- LOCAL OPTION HARRISBURG (ISSUE #24C)		-8- LOCAL OPTION MIFFLIN TWP-A (ISSUE #25c)		TOTAL VOTE
	YES	NO	FOR	AGAINST	YES	NO	YES	NO	YES	NO	YES	NO	YES	NO	YES	NO	
WHALL 1- A					97	108											224
B					105	165											287
C					152	234											425
					354	507											936
WHALL 2- A					110	171											296
B					121	206											350
C					142	159											320
					373	536											966
WHALL 3- A					106	178											299
B					94	203											319
C					87	142											244
D					149	208											378
					436	731											1240
WHALL 4- A					143	188											361
B					146	174											322
C					175	215											421
					464	577											1114
WORTH 1- A					164	238											418
B					217	313											543
C					185	301											498
D					132	167											310
					698	1019											1769
WORTH 2- A					190	208											413
B					203	187											406
C					252	264											540
					645	659											1359
WORTH 3- A					185	292											499
B					222	312											557
C					158	241											421
D					128	163											305
					693	1008											1782
WORTH 4- A					190	217											424
B					161	270											450
C					129	229											372
D					89	119											221
					569	835											1467

* - OFFICIAL RESULTS - *

* - GENERAL ELECTION - NOVEMBER 3, 1998 - FRANKLIN COUNTY, OHIO - *

** RECAP **	-1- COLUMBUS PROPOSED CHARTER AMENDMENT (ISSUE #33)		-2- UPPER ARLINGTON CITY SCH DIST PROP TAX LEVY (ISSUE #8)		-3- STATE ISSUE #1 PROPOSED LAW (INITIATIVE PETITION)		-4- LOCAL OPTION BEXLEY 3-B (ISSUE #21B)		-5- LOCAL OPTION BEXLEY 3-B (ISSUE #22B)		-6- LOCAL OPTION BEXLEY 3-B (ISSUE #22C)		-7- LOCAL OPTION HARRISBURG (ISSUE #24C)		-8- LOCAL OPTION MIFFLIN TWP-A (ISSUE #25c)		TOTAL VOTE
	YES	NO	FOR	AGAINST	YES	NO	YES	NO	YES	NO	YES	NO	YES	NO	YES	NO	
BEXLEY 1-					519	634											1232
BEXLEY 2-					574	632											1282
BEXLEY 3-					637	696	332	138	331	132	331	135					1414
BEXLEY 4-					527	530											1118
	0	0	0	0	2257	2492	332	138	331	132	331	135	0	0	0	0	5046
BLEND -					817	1410											2312
	0	0	0	0	817	1410	0	0	0	0	0	0	0	0	0	0	2312
BROWN -					245	550											818
	0	0	0	0	245	550	0	0	0	0	0	0	0	0	0	0	818
CAN W -					422	837											1313
	0	0	0	0	422	837	0	0	0	0	0	0	0	0	0	0	1313
CLINT -					379	495											925
	0	0	0	0	379	495	0	0	0	0	0	0	0	0	0	0	925
COLS 01-	511	322			374	572											1022
COLS 02-	1333	385			955	1028											2082
COLS 03-	624	400			455	703											1338
COLS 04-	446	296			366	454											1056
COLS 05-	500	315			415	479											1228
COLS 06-	924	539			769	916											2167
COLS 07-	583	348			492	575											1495
COLS 08-	799	201			610	565											1307
COLS 09-	248	203			182	320											544
COLS 10-	3019	1043	0	0	1841	2973											5150
COLS 11-	923	578			638	1122											1890
COLS 12-	472	189			384	375											859
COLS 13-	315	259			303	356											910
COLS 14-	1039	194			879	603											1592
COLS 15-	450	74			295	357											675
COLS 16-	614	141			507	426											989
COLS 17-	591	508			525	721											1698
COLS 18-	1380	324			1145	941											2191
COLS 19-	2767	497			1872	2146											4180
COLS 20-	1068	215			855	738											1652
COLS 21-	2017	508			1370	1636											3220
COLS 22-	2121	690			1410	1996											3653

* - OFFICIAL RESULTS - *

* - GENERAL ELECTION - NOVEMBER 3, 1998 - FRANKLIN COUNTY, OHIO - *

** RECAP **	-1- COLUMBUS PROPOSED CHARTER AMENDMENT (ISSUE #33)		-2- UPPER ARLINGTON CITY SCH DIST PROP TAX LEVY (ISSUE #8)		-3- STATE ISSUE #1 PROPOSED LAW (INITIATIVE PETITION)		-4- LOCAL OPTION BEXLEY 3-B (ISSUE #21B)		-5- LOCAL OPTION BEXLEY 3-B (ISSUE #22B)		-6- LOCAL OPTION BEXLEY 3-B (ISSUE #22C)		-7- LOCAL OPTION HARRISBURG (ISSUE #24C)		-8- LOCAL OPTION MIFFLIN TWP-A (ISSUE #25c)		TOTAL VOTE
	YES	NO	FOR	AGAINST	YES	NO	YES	NO	YES	NO	YES	NO	YES	NO	YES	NO	
COLS 23-	721	440			538	838											1536
COLS 24-	751	505			588	853											1585
COLS 25-	965	852			878	1153											2672
COLS 26-	446	272			372	462											1055
COLS 27-	1211	452			876	1098											2196
COLS 28-	1321	761			1037	1328											2820
COLS 29-	344	418			302	601											1049
COLS 30-	1189	469			800	1119											2059
COLS 31-	624	437			507	693											1357
COLS 32-	905	397			615	945											1665
COLS 33-	1504	342			1104	1129											2353
COLS 34-	1226	610			849	1246											2292
COLS 35-	641	452			565	707											1639
COLS 36-	1069	702			692	1349											2191
COLS 37-	526	425			377	724											1227
COLS 38-	397	287			304	470											866
COLS 39-	286	65			258	203											483
COLS 40-	446	93			391	283											711
COLS 41-	331	73			261	255											543
COLS 42-	627	377			485	721											1330
COLS 43-	912	525			616	1058											1794
COLS 44-	1662	853			1258	1601											3208
COLS 45-	1880	1086			1238	2169											3668
COLS 46-	2152	777			1398	2003											3645
COLS 47-	1045	521			765	1060											2058
COLS 48-	828	534			681	867											1843
COLS 49-	818	787			647	1196											2006
COLS 50-	459	399			387	581											1267
COLS 51-	527	474			436	692											1446
COLS 52-	1606	655			1093	1488											2809
COLS 53-	1826	714			1196	1769											3159
COLS 54-	1269	489			797	1261											2231
COLS 55-	614	267			516	455											1148
COLS 56-	1141	800			985	1238											2773
COLS 57-	1876	777			1160	1958											3314

* - OFFICIAL RESULTS - *

* - GENERAL ELECTION - NOVEMBER 3, 1998 - FRANKLIN COUNTY, OHIO - *

** RECAP **	-1- COLUMBUS PROPOSED CHARTER AMENDMENT (ISSUE #33)		-2- UPPER ARLINGTON CITY SCH DIST PROP TAX LEVY (ISSUE #8)		-3- STATE ISSUE #1 PROPOSED LAW (INITIATIVE PETITION)		-4- LOCAL OPTION BEXLEY 3-B (ISSUE #21B)		-5- LOCAL OPTION BEXLEY 3-B (ISSUE #22B)		-6- LOCAL OPTION BEXLEY 3-B (ISSUE #22C)		-7- LOCAL OPTION HARRISBURG (ISSUE #24C)		-8- LOCAL OPTION MIFFLIN TWP-A (ISSUE #25c)		TOTAL VOTE
	YES	NO	FOR	AGAINST	YES	NO	YES	NO	YES	NO	YES	NO	YES	NO	YES	NO	
COLS 58-	1588	1122			1094	2068											3412
COLS 59-	1303	305			741	1194											2056
COLS 60-	1942	497			1014	1812											3003
COLS 61-	783	329			545	783											1421
COLS 62-	1723	675			1134	1727											3060
COLS 63-	2322	698	4	6	1414	2177											3806
COLS 64-	1745	494	0	0	1006	1676											2877
COLS 65-	1595	445			958	1525											2587
COLS 66-	1153	404			741	1112											1974
COLS 67-	2083	1244			1434	2531											4284
COLS 68-	549	223			365	518											950
COLS 69-	2197	581			1279	2052											3499
COLS 70-	1473	366			829	1317											2290
COLS 71-	2361	660			1436	2188											3785
COLS 72-	1833	283			981	1474											2626
COLS 73-	1871	542			1180	1719											3052
COLS 74-	1830	464			1156	1637											2966
	85240	35648	4	6	58921	83085	0	0	0	0	0	0	0	0	0	0	156554
DUBLIN 1-					1143	1779											3092
DUBLIN 2-					853	1316											2295
DUBLIN 3-					177	347											543
DUBLIN 4-					969	1591											2720
	0	0	0	0	3142	5033	0	0	0	0	0	0	0	0	0	0	8650
FRANK -					767	1448											2376
	0	0	0	0	767	1448	0	0	0	0	0	0	0	0	0	0	2376
GAH 1-					901	1555											2600
GAH 2-					793	1520											2451
GAH 3-					1043	1738											2927
GAH 4-					1255	2107											3587
	0	0	0	0	3992	6920	0	0	0	0	0	0	0	0	0	0	11565
GR CTY 1-					454	1068											1612
GR CTY 2-					473	1001											1558
GR CTY 3-					1170	2386											3792
GR CTY 4-					698	1389											2216
	0	0	0	0	2795	5844	0	0	0	0	0	0	0	0	0	0	9178
GRANDV -					1086	1535											2752
	0	0	0	0	1086	1535	0	0	0	0	0	0	0	0	0	0	2752

* - OFFICIAL RESULTS - *

* - GENERAL ELECTION - NOVEMBER 3, 1998 - FRANKLIN COUNTY, OHIO - *

** RECAP **	-1- COLUMBUS PROPOSED CHARTER AMENDMENT (ISSUE #33)		-2- UPPER ARLINGTON CITY SCH DIST PROP TAX LEVY (ISSUE #8)		-3- STATE ISSUE #1 PROPOSED LAW (INITIATIVE PETITION)		-4- LOCAL OPTION BEXLEY 3-B (ISSUE #21B)		-5- LOCAL OPTION BEXLEY 3-B (ISSUE #22B)		-6- LOCAL OPTION BEXLEY 3-B (ISSUE #22C)		-7- LOCAL OPTION HARRISBURG (ISSUE #24C)		-8- LOCAL OPTION MIFFLIN TWP-A (ISSUE #25c)		TOTAL VOTE
	YES	NO	FOR	AGAINST	YES	NO	YES	NO	YES	NO	YES	NO	YES	NO	YES	NO	
GRVPT	0	0	0	0	360	731	0	0	0	0	0	0	0	0	0	0	1155
HAMIL	0	0	0	0	438	905	0	0	0	0	0	0	0	0	0	0	1435
HAR'RG	0	0	0	0	40	82	0	0	0	0	0	0	72	51	0	0	129
HILL 1-	0	0	0	0	40	82	0	0	0	0	0	0	72	51	0	0	129
HILL 2-					466	856											1379
HILL 3-					685	1088											1858
HILL 4-					481	881											1413
JACK	0	0	0	0	572	1165	0	0	0	0	0	0	0	0	0	0	1812
JEFF	0	0	0	0	2204	3990	0	0	0	0	0	0	0	0	0	0	6452
LOCK	0	0	0	0	541	1198	0	0	0	0	0	0	0	0	0	0	1847
MAD	0	0	0	0	541	1198	0	0	0	0	0	0	0	0	0	0	1847
MAR CL	0	0	0	0	575	1001	0	0	0	0	0	0	0	0	0	0	1655
MIFF	0	0	0	0	575	1001	0	0	0	0	0	0	0	0	0	0	1655
MIN PK	0	0	0	0	30	44	0	0	0	0	0	0	0	0	0	0	77
NEW AL	0	0	0	0	30	44	0	0	0	0	0	0	0	0	0	0	77
NOR	0	0	0	0	1066	2122	0	0	0	0	0	0	0	0	0	0	3350
OBETZ	0	0	0	0	1066	2122	0	0	0	0	0	0	0	0	0	0	3350
PERRY	0	0	31	26	112	182	0	0	0	0	0	0	0	0	0	0	298
PLEAS	0	0	31	26	112	182	0	0	0	0	0	0	0	0	0	0	298
	0	0			178	342	0	0	0	0	0	0	0	0	113	190	567
	0	0			178	342	0	0	0	0	0	0	0	0	113	190	567
	0	0			239	374	0	0	0	0	0	0	0	0	0	0	641
	0	0			239	374	0	0	0	0	0	0	0	0	0	0	641
	0	0			430	673	0	0	0	0	0	0	0	0	0	0	1156
	0	0			430	673	0	0	0	0	0	0	0	0	0	0	1156
	0	0			553	1130	0	0	0	0	0	0	0	0	0	0	1753
	0	0			553	1130	0	0	0	0	0	0	0	0	0	0	1753
	0	0			242	577	0	0	0	0	0	0	0	0	0	0	863
	0	0			242	577	0	0	0	0	0	0	0	0	0	0	863
	0	0			653	1022	0	0	0	0	0	0	0	0	0	0	1753
	0	0			653	1022	0	0	0	0	0	0	0	0	0	0	1753
	0	0			296	602	0	0	0	0	0	0	0	0	0	0	927
	0	0			296	602	0	0	0	0	0	0	0	0	0	0	927
	0	0			748	1601	0	0	0	0	0	0	0	0	0	0	2453
	0	0			748	1601	0	0	0	0	0	0	0	0	0	0	2453

* - OFFICIAL RESULTS - *

* - GENERAL ELECTION - NOVEMBER 3, 1998 - FRANKLIN COUNTY, OHIO - *

** RECAP **	-1- COLUMBUS PROPOSED CHARTER AMENDMENT (ISSUE #33)		-2- UPPER ARLINGTON CITY SCH DIST PROP TAX LEVY (ISSUE #8)		-3- STATE ISSUE #1 PROPOSED LAW (INITIATIVE PETITION)		-4- LOCAL OPTION BEXLEY 3-B (ISSUE #21B)		-5- LOCAL OPTION BEXLEY 3-B (ISSUE #22B)		-6- LOCAL OPTION BEXLEY 3-B (ISSUE #22C)		-7- LOCAL OPTION HARRISBURG (ISSUE #24C)		-8- LOCAL OPTION MIFFLIN TWP-A (ISSUE #25c)		TOTAL VOTE
	YES	NO	FOR	AGAINST	YES	NO	YES	NO	YES	NO	YES	NO	YES	NO	YES	NO	
PRAIR					1536	2923											4707
	0	0	0	0	1536	2923	0	0	0	0	0	0	0	0	0	0	4707
REYNS 1-					798	1319											2252
REYNS 2-					723	1285											2110
REYNS 3-					687	1068											1831
REYNS 4-					516	875											1462
	0	0	0	0	2724	4547	0	0	0	0	0	0	0	0	0	0	7655
RIVERL					96	127											237
	0	0	0	0	96	127	0	0	0	0	0	0	0	0	0	0	237
SHARON					371	478											878
	0	0	0	0	371	478	0	0	0	0	0	0	0	0	0	0	878
TRURO					120	238											376
	0	0	0	0	120	238	0	0	0	0	0	0	0	0	0	0	376
UP ARL 1-			1629	970	1025	1493											2662
UP ARL 2-			1226	926	816	1284											2202
UP ARL 3-			1253	1022	864	1349											2331
UP ARL 4-			1172	1113	861	1369											2341
UP ARL 5-			1385	1274	933	1627											2715
UP ARL 6-			1658	1475	1057	1971											3178
	0	0	8323	6780	5556	9093	0	0	0	0	0	0	0	0	0	0	15429
URB' ST					53	53											124
	0	0	0	0	53	53	0	0	0	0	0	0	0	0	0	0	124
V'VIEW					67	122											192
	0	0	0	0	67	122	0	0	0	0	0	0	0	0	0	0	192
WASH					116	242											376
	0	0	0	0	116	242	0	0	0	0	0	0	0	0	0	0	376
WESTV 1-					708	1212											1990
WESTV 2-					1015	1773											2916
WESTV 3-					610	920											1631
WESTV 4-					582	1177											1829
WESTV 5-					746	1107											1952
	0	0	0	0	3661	6189	0	0	0	0	0	0	0	0	0	0	10318
WHALL 1-					354	507											936
WHALL 2-					373	536											966
WHALL 3-					436	731											1240

* - OFFICIAL RESULTS - *

* - GENERAL ELECTION - NOVEMBER 3, 1998 - FRANKLIN COUNTY, OHIO - *

** RECAP **	-1- COLUMBUS PROPOSED CHARTER AMENDMENT (ISSUE #33)		-2- UPPER ARLINGTON CITY SCH DIST PROP TAX LEVY (ISSUE #8)		-3- STATE ISSUE #1 PROPOSED LAW (INITIATIVE PETITION)		-4- LOCAL OPTION BEXLEY 3-B (ISSUE #21B)		-5- LOCAL OPTION BEXLEY 3-B (ISSUE #22B)		-6- LOCAL OPTION BEXLEY 3-B (ISSUE #22C)		-7- LOCAL OPTION HARRISBURG (ISSUE #24C)		-8- LOCAL OPTION MIFFLIN TWP-A (ISSUE #25c)		TOTAL VOTE
	YES	NO	FOR	AGAINST	YES	NO	YES	NO	YES	NO	YES	NO	YES	NO	YES	NO	
WHALL 4-	0	0	0	0	464	577	0	0	0	0	0	0	0	0	0	0	1114
WORTH 1-					1627	2351											4256
WORTH 2-					698	1019											1769
WORTH 3-					645	659											1359
WORTH 4-					693	1008											1782
WORTH 4-	0	0	0	0	569	835	0	0	0	0	0	0	0	0	0	0	1467
					2605	3521											6377

* - OFFICIAL RESULTS - *

* - GENERAL ELECTION - NOVEMBER 3, 1998 - FRANKLIN COUNTY, OHIO - *

	-1- COLUMBUS PROPOSED CHARTER AMENDMENT (ISSUE #33)		-2- UPPER ARLINGTON CITY SCH DIST PROP TAX LEVY (ISSUE #8)		-3- STATE ISSUE #1 PROPOSED LAW (INITIATIVE PETITION)		-4- LOCAL OPTION BEXLEY 3-B (ISSUE #21B)		-5- LOCAL OPTION BEXLEY 3-B (ISSUE #22B)		-6- LOCAL OPTION BEXLEY 3-B (ISSUE #22C)		-7- LOCAL OPTION HARRISBURG (ISSUE #24C)		-8- LOCAL OPTION MIFFLIN TWP-A (ISSUE #25c)		TOTAL VOTE
	YES	NO	FOR	AGAINST	YES	NO	YES	NO	YES	NO	YES	NO	YES	NO	YES	NO	
** RECAP **																	
TOTALS:																	
POLL TOTAL	85240	35648	8358	6812	102060	156109	332	138	331	132	331	135	72	51	113	190	278935
ABSENTEE	6691	2029	768	1014	9516	11492	13	10	11	13	17	7	7	1	5	10	23591
SUBTOTAL	91931	37677	9126	7826	111576	167601	345	148	342	145	348	142	79	52	118	200	302526
DEL'RE CO.	156	44															0
FAIR'D CO.	789	319															0
GRAND TOTAL	92876	38040	9126	7826	111576	167601	345	148	342	145	348	142	79	52	118	200	302526

* - OFFICIAL RESULTS - *

* - GENERAL ELECTION - NOVEMBER 3, 1998 - FRANKLIN COUNTY, OHIO - *

-1-

#27B SPECIAL ELECTION BY PETITION UPON THE QUESTION OF THE SALE OF BEER BY HOLDERS OF "C" OR "D" PERMITS

A MAJORITY AFFIRMATIVE VOTE IS NECESSARY FOR PASSAGE.

SHALL THE SALE OF BEER AS DEFINED IN SECTION 4305.08 OF THE REVISED CODE UNDER PERMITS WHICH AUTHORIZE SALE FOR ON-PREMISES CONSUMPTION ONLY, AND UNDER PERMITS WHICH AUTHORIZE SALE FOR BOTH ON-PREMISES AND OFF-PREMISES CONSUMPTION, BE PERMITTED IN THE CITY OF WESTERVILLE, WARD "3", PRECINCT "E"?

-2-

#20C LOCAL OPTION ELECTION AFFECTING A PORTION OF A PRECINCT FOR SUNDAY SALES

A MAJORITY AFFIRMATIVE VOTE IS NECESSARY FOR PASSAGE.

SHALL THE SALE OF WINE AND MIXED BEVERAGES BE PERMITTED IN A PORTION OF THIS PRECINCT, BEING IN THE VICINITY OF HILLIARD ROME ROAD, FISHER ROAD AND OLD FISHER ROAD ANNEXED TO THE CITY FROM PRAIRIE TOWNSHIP SINCE JUNE 1981, BETWEEN THE HOURS OF ONE P.M. AND MIDNIGHT ON SUNDAY FOR CONSUMPTION OFF THE PREMISES WHERE SOLD, WHERE THE STATUS OF SUCH SUNDAY SALES AS ALLOWED OR PROHIBITED IS INCONSISTENT WITH THE STATUS OF SUCH SUNDAY SALES IN THE REMAINDER OF THE CITY OF COLUMBUS, WARD "57", PRECINCT "H"?

-3-

#24B SPECIAL ELECTION BY PETITION LOCAL OPTION ELECTION

A MAJORITY AFFIRMATIVE VOTE IS NECESSARY FOR PASSAGE.

SHALL THE SALE OF WINE AND MIXED BEVERAGES, UNDER PERMITS WHICH AUTHORIZE SALE FOR ON-PREMISE CONSUMPTION ONLY, AND UNDER PERMITS WHICH AUTHORIZE SALE FOR BOTH ON-PREMISE AND OFF-PREMISE CONSUMPTION, BE PERMITTED IN THE VILLAGE OF HARRISBURG?

-4-

#28B SPECIAL ELECTION BY PETITION LOCAL OPTION ELECTION

A MAJORITY AFFIRMATIVE VOTE IS NECESSARY FOR PASSAGE.

SHALL THE SALE OF WINE AND MIXED BEVERAGES, UNDER PERMITS WHICH AUTHORIZE SALE FOR ON-PREMISE CONSUMPTION ONLY, AND UNDER PERMITS WHICH AUTHORIZE SALE FOR BOTH ON-PREMISE AND OFF-PREMISE CONSUMPTION, BE PERMITTED IN THE CITY OF WESTERVILLE, WARD "3", PRECINCT "E"?

-5-

#23B SPECIAL ELECTION BY PETITION LOCAL OPTION ELECTION ON SUNDAY SALE OF LIQUOR

A MAJORITY AFFIRMATIVE VOTE IS NECESSARY FOR PASSAGE.

SHALL THE SALE OF INTOXICATING LIQUOR, OF THE SAME TYPES AS MAY BE LEGALLY SOLD IN THIS PRECINCT ON OTHER DAYS OF THE WEEK, BE PERMITTED IN THIS CITY OF BEXLEY, WARD "3" PRECINCT "B" FOR CONSUMPTION ON THE PREMISES WHERE SOLD, BETWEEN THE HOURS OF ONE P.M. AND MIDNIGHT ON SUNDAY, AT LICENSED PREMISES WHERE SALE OF FOOD AND OTHER GOODS AND SERVICES EXCEEDS FIFTY PER CENT OF THE TOTAL GROSS RECEIPTS OF THE PERMIT HOLDERS AT THE PREMISES?

-6-

#19C SPECIAL ELECTION BY PETITION LOCAL OPTION ELECTION ON SUNDAY SALE OF LIQUOR

A MAJORITY AFFIRMATIVE VOTE IS NECESSARY FOR PASSAGE.

SHALL THE SALE OF WINE AND MIXED BEVERAGES OF THE SAME TYPES AS MAY BE LEGALLY SOLD IN THIS PRECINCT ON OTHER DAYS OF THE WEEK, BE PERMITTED IN THIS CITY OF COLUMBUS, WARD "49", PRECINCT "A" FOR CONSUMPTION OFF THE PREMISES WHERE SOLD, BETWEEN THE HOURS OF ONE P.M. AND MIDNIGHT ON SUNDAY?

-7-

#9B SPECIAL ELECTION BY PETITION UPON THE QUESTION OF THE SALE OF BEER BY HOLDERS OF "C" OR "D" PERMITS

A MAJORITY AFFIRMATIVE VOTE IS NECESSARY FOR PASSAGE.

SHALL THE SALE OF BEER AS DEFINED IN SECTION 4305.08 OF THE REVISED CODE UNDER PERMITS WHICH AUTHORIZE SALE FOR ON-PREMISES CONSUMPTION ONLY, AND UNDER PERMITS WHICH AUTHORIZE SALE FOR BOTH ON-PREMISES AND OFF-PREMISES CONSUMPTION, BE PERMITTED IN THE CITY OF COLUMBUS, WARD "6", PRECINCT "C"?

-8-

#10A SPECIAL ELECTION BY PETITION LOCAL OPTION ELECTION

A MAJORITY AFFIRMATIVE VOTE IS NECESSARY FOR PASSAGE.

SHALL THE SALE OF WINE AND MIXED BEVERAGES BY THE PACKAGE, UNDER PERMITS WHICH AUTHORIZE SALE FOR OFF-PREMISE CONSUMPTION ONLY, BE PERMITTED IN THE CITY OF COLUMBUS, WARD "6", PRECINCT "C"?

* - OFFICIAL RESULTS - *

* - GENERAL ELECTION - NOVEMBER 3, 1998 - FRANKLIN COUNTY, OHIO - *

	-1- LOCAL OPTION WEST'V 3-E (ISSUE #27B)		-2- LOCAL OPTION COLUMBUS 57-H (ISSUE #20c)		-3- LOCAL OPTION HARRISBURG (ISSUE #24B)		-4- LOCAL OPTION WEST'V 3-E (ISSUE #28B)		-5- LOCAL OPTION BEXLEY 3-B (ISSUE #23b)		-6- LOCAL OPTION COLUMBUS 49-A (ISSUE #19c)		-7- LOCAL OPTION COLUMBUS 06-C (ISSUE #9B)		-8- LOCAL OPTION COLUMBUS 06-C (ISSUE #10A)		TOTAL VOTE
	YES	NO	YES	NO	YES	NO	YES	NO	YES	NO	YES	NO	YES	NO	YES	NO	
BEXLEY 3- B									309	157							491
									309	157							491
COLS 06- C												51	253	60	237		368
												51	253	60	237		368
COLS 49- A											219	288					556
											219	288					556
COLS 57- H			342	238													641
			342	238													641
HAR'RG					73	48											129
					73	48											129
WESTV 3- E	100	108					88	112									218
	100	108					88	112									218

* - OFFICIAL RESULTS - *

* - GENERAL ELECTION - NOVEMBER 3, 1998 - FRANKLIN COUNTY, OHIO - *

** RECAP **	-1- LOCAL OPTION WEST'V 3-E (ISSUE #27B)		-2- LOCAL OPTION COLUMBUS 57-H (ISSUE #20c)		-3- LOCAL OPTION HARRISBURG (ISSUE #24B)		-4- LOCAL OPTION WEST'V 3-E (ISSUE #28B)		-5- LOCAL OPTION BEXLEY 3-B (ISSUE #23b)		-6- LOCAL OPTION COLUMBUS 49-A (ISSUE #19c)		-7- LOCAL OPTION COLUMBUS 06-C (ISSUE #9B)		-8- LOCAL OPTION COLUMBUS 06-C (ISSUE #10A)		TOTAL VOTE
	YES	NO	YES	NO	YES	NO	YES	NO	YES	NO	YES	NO	YES	NO	YES	NO	
BEXLEY 3-	0	0	0	0	0	0	0	0	309	157	0	0	0	0	0	0	491
COLS 06-													51	253	60	237	491
COLS 49-											219	288					368
COLS 57-	0	0	342	238	0	0	0	0	0	0	219	288	51	253	60	237	556
HAR'RG	0	0	0	0	73	48	0	0	0	0	0	0	0	0	0	0	641
WESTV 3-	100	108	0	0	73	48	88	112	0	0	0	0	0	0	0	0	129
	100	108	0	0	0	0	88	112	0	0	0	0	0	0	0	0	129
																	218
																	218

* - OFFICIAL RESULTS - *

* - GENERAL ELECTION - NOVEMBER 3, 1998 - FRANKLIN COUNTY, OHIO - *

** RECAP **	-1- LOCAL OPTION WEST V 3-E (ISSUE #27B)		-2- LOCAL OPTION COLUMBUS 57-H (ISSUE #20c)		-3- LOCAL OPTION HARRISBURG (ISSUE #24B)		-4- LOCAL OPTION WEST V 3-E (ISSUE #28B)		-5- LOCAL OPTION BEXLEY 3-B (ISSUE #23b)		-6- LOCAL OPTION COLUMBUS 49-A (ISSUE #19c)		-7- LOCAL OPTION COLUMBUS 06-C (ISSUE #9B)		-8- LOCAL OPTION COLUMBUS 06-C (ISSUE #10A)		TOTAL VOTE
	YES	NO	YES	NO	YES	NO	YES	NO	YES	NO	YES	NO	YES	NO	YES	NO	
TOTALS:																	
POLL TOTAL	100	108	342	238	73	48	88	112	309	157	219	288	51	253	60	237	2403
ABSENTEE	4	11	18	14	5	3	4	12	16	7	10	5	3	21	2	20	23591
SUBTOTAL	104	119	360	252	78	51	92	124	325	164	229	293	54	274	62	257	25994
GRAND TOTAL	104	119	360	252	78	51	92	124	325	164	229	293	54	274	62	257	25994

-1-
#17C SPECIAL ELECTION BY PETITION
LOCAL OPTION ELECTION

A MAJORITY AFFIRMATIVE VOTE IS NECESSARY FOR
PASSAGE.

SHALL THE SALE OF SPIRITUOUS LIQUORS BY THE
GLASS BE PERMITTED IN THE CITY OF COLUMBUS,
WARD "22", PRECINCT "B"?

-2-
#9A SPECIAL ELECTION BY PETITION
UPON THE QUESTION OF THE SALE OF BEER
BY HOLDERS OF "C" OR "D" PERMITS

A MAJORITY AFFIRMATIVE VOTE
IS NECESSARY FOR PASSAGE.

SHALL THE SALE OF BEER AS DEFINED IN SECTION
4305.08 OF THE REVISED CODE UNDER PERMITS
WHICH AUTHORIZE THE SALE FOR OFF-PREMISES
CONSUMPTION ONLY BE PERMITTED IN THE CITY OF
COLUMBUS, WARD "6", PRECINCT "C"?

-3-
#10B SPECIAL ELECTION BY PETITION
LOCAL OPTION ELECTION

A MAJORITY AFFIRMATIVE VOTE
IS NECESSARY FOR PASSAGE.

SHALL THE SALE OF WINE AND MIXED BEVERAGES,
UNDER PERMITS WHICH AUTHORIZE SALE FOR
ON-PREMISE CONSUMPTION ONLY, AND UNDER PERMITS
WHICH AUTHORIZE SALE FOR BOTH ON-PREMISE AND
OFF-PREMISE CONSUMPTION, BE PERMITTED IN THE
CITY OF COLUMBUS, WARD "6", PRECINCT "C"?

-4-
#10D SPECIAL ELECTION BY PETITION
LOCAL OPTION ELECTION

A MAJORITY AFFIRMATIVE VOTE
IS NECESSARY FOR PASSAGE.

SHALL STATE LIQUOR STORES FOR THE SALE OF
SPIRITUOUS LIQUOR BY THE PACKAGE, FOR
CONSUMPTION OFF THE PREMISES WHERE SOLD, BE
PERMITTED IN THE CITY OF COLUMBUS, WARD "6",
PRECINCT "C"?

-5-
#17B SPECIAL ELECTION BY PETITION
LOCAL OPTION ELECTION

A MAJORITY AFFIRMATIVE VOTE IS NECESSARY FOR
PASSAGE.

SHALL THE SALE OF WINE AND MIXED BEVERAGES,
UNDER PERMITS WHICH AUTHORIZE SALE FOR
ON-PREMISE CONSUMPTION ONLY, AND UNDER PERMITS
WHICH AUTHORIZE SALE FOR BOTH ON-PREMISE AND
OFF-PREMISE CONSUMPTION, BE PERMITTED IN THE
CITY OF COLUMBUS, WARD "22", PRECINCT "B"?

-6-
#11B SPECIAL ELECTION BY PETITION
LOCAL OPTION ELECTION ON SUNDAY SALE OF LIQUOR

A MAJORITY AFFIRMATIVE VOTE IS NECESSARY FOR
PASSAGE.

SHALL THE SALE OF INTOXICATING LIQUOR, OF THE
SAME TYPES AS MAY BE LEGALLY SOLD IN THIS
PRECINCT ON OTHER DAYS OF THE WEEK, BE
PERMITTED IN THIS CITY OF COLUMBUS, WARD "10",
PRECINCT "K" FOR CONSUMPTION ON THE PREMISES
WHERE SOLD, BETWEEN THE HOURS OF ONE P.M. AND
MIDNIGHT ON SUNDAY, AT LICENSED PREMISES WHERE
THE SALE OF FOOD AND OTHER GOODS AND SERVICES
EXCEEDS FIFTY PER CENT OF THE TOTAL GROSS
RECEIPTS OF THE PERMIT HOLDERS AT THE
PREMISES?

-7-
#16C SPECIAL ELECTION BY PETITION
LOCAL OPTION ELECTION ON SUNDAY SALE OF LIQUOR

A MAJORITY AFFIRMATIVE VOTE IS NECESSARY FOR
PASSAGE.

SHALL THE SALE OF WINE AND MIXED BEVERAGES OF
THE SAME TYPES AS MAY BE LEGALLY SOLD IN THIS
PRECINCT ON OTHER DAYS OF THE WEEK, BE
PERMITTED IN THIS CITY OF COLUMBUS, WARD "20",
PRECINCT "C" FOR CONSUMPTION OFF THE PREMISES
WHERE SOLD, BETWEEN THE HOURS OF ONE P.M. AND
MIDNIGHT ON SUNDAY?

-8-
#14A SPECIAL ELECTION BY PETITION
UPON THE QUESTION OF THE SALE OF BEER BY
HOLDERS OF "C" OR "D" PERMITS

A MAJORITY AFFIRMATIVE VOTE IS NECESSARY FOR
PASSAGE.

SHALL THE SALE OF BEER AS DEFINED IN SECTION
4305.08 OF THE REVISED CODE UNDER PERMITS
WHICH AUTHORIZE SALE FOR OFF-PREMISES
CONSUMPTION ONLY BE PERMITTED IN THE CITY OF
COLUMBUS, WARD "20", PRECINCT "C"?

* - OFFICIAL RESULTS - *

* - GENERAL ELECTION - NOVEMBER 3, 1998 - FRANKLIN COUNTY, OHIO - *

	-1- LOCAL OPTION COLUMBUS 22-B (ISSUE #17C)		-2- LOCAL OPTION COLUMBUS 06-C (ISSUE #9A)		-3- LOCAL OPTION COLUMBUS 06-C (ISSUE #10B)		-4- LOCAL OPTION COLUMBUS 06-C (ISSUE #10D)		-5- LOCAL OPTION COLUMBUS 22-B (ISSUE #17B)		-6- LOCAL OPTION COLUMBUS 10-K (ISSUE #11b)		-7- LOCAL OPTION COLUMBUS 20-C (ISSUE #16c)		-8- LOCAL OPTION COLUMBUS 20-C (ISSUE #14A)		TOTAL VOTE
	YES	NO	YES	NO	YES	NO	YES	NO	YES	NO	YES	NO	YES	NO	YES	NO	
COLS 06- C	64	241	58	238	60	245	368
			64	241	58	238	60	245									368
COLS 10- K	318	149	493
											318	149					493
COLS 20- C	172	366	178	363	551
													172	366	178	363	551
COLS 22- B	248	184	237	194	496
	248	184							237	194							496

* - OFFICIAL RESULTS - *

* - GENERAL ELECTION - NOVEMBER 3, 1998 - FRANKLIN COUNTY, OHIO - *

** RECAP **	-1- LOCAL OPTION COLUMBUS 22-B (ISSUE #17C)		-2- LOCAL OPTION COLUMBUS 06-C (ISSUE #9A)		-3- LOCAL OPTION COLUMBUS 06-C (ISSUE #10B)		-4- LOCAL OPTION COLUMBUS 06-C (ISSUE #10D)		-5- LOCAL OPTION COLUMBUS 22-B (ISSUE #17B)		-6- LOCAL OPTION COLUMBUS 10-K (ISSUE #11b)		-7- LOCAL OPTION COLUMBUS 20-C (ISSUE #16c)		-8- LOCAL OPTION COLUMBUS 20-C (ISSUE #14A)		TOTAL VOTE
	YES	NO	YES	NO	YES	NO	YES	NO	YES	NO	YES	NO	YES	NO	YES	NO	
COLS 06-			64	241	58	238	60	245									368
COLS 10-											318	149					493
COLS 20-													172	366	178	363	551
COLS 22-	248	184							237	194							496
	248	184	64	241	58	238	60	245	237	194	318	149	172	366	178	363	1908

* - OFFICIAL RESULTS - *

* - GENERAL ELECTION - NOVEMBER 3, 1998 - FRANKLIN COUNTY, OHIO - *

** RECAP **	-1- LOCAL OPTION COLUMBUS 22-B (ISSUE #17C)		-2- LOCAL OPTION COLUMBUS 06-C (ISSUE #9A)		-3- LOCAL OPTION COLUMBUS 06-C (ISSUE #10B)		-4- LOCAL OPTION COLUMBUS 06-C (ISSUE #10D)		-5- LOCAL OPTION COLUMBUS 22-B (ISSUE #17B)		-6- LOCAL OPTION COLUMBUS 10-K (ISSUE #11b)		-7- LOCAL OPTION COLUMBUS 20-C (ISSUE #16c)		-8- LOCAL OPTION COLUMBUS 20-C (ISSUE #14A)		TOTAL VOTE
	YES	NO	YES	NO	YES	NO	YES	NO	YES	NO	YES	NO	YES	NO	YES	NO	
TOTALS:																	
POLL TOTAL	248	184	64	241	58	238	60	245	237	194	318	149	172	366	178	363	1908
ABSENTEE	14	24	4	19	5	20	5	20	16	23	31	15	16	18	14	20	23591
SUBTOTAL	262	208	68	260	63	258	65	265	253	217	349	164	188	384	192	383	25499
GRAND TOTAL	262	208	68	260	63	258	65	265	253	217	349	164	188	384	192	383	25499

* - OFFICIAL RESULTS - *

* - GENERAL ELECTION - NOVEMBER 3, 1998 - FRANKLIN COUNTY, OHIO - *

-1-

#15A SPECIAL ELECTION BY PETITION
LOCAL OPTION ELECTION

A MAJORITY AFFIRMATIVE VOTE IS NECESSARY FOR
PASSAGE.

SHALL THE SALE OF WINE AND MIXED BEVERAGES BY
THE PACKAGE, UNDER PERMITS WHICH AUTHORIZE
SALE FOR OFF-PREMISE CONSUMPTION ONLY, BE
PERMITTED IN THE CITY OF COLUMBUS, WARD "20",
PRECINCT "C"?

-2-

#10C SPECIAL ELECTION BY PETITION
LOCAL OPTION ELECTION

A MAJORITY AFFIRMATIVE VOTE
IS NECESSARY FOR PASSAGE.

SHALL THE SALE OF SPIRITUOUS LIQUORS BY THE
GLASS BE PERMITTED IN THE CITY OF COLUMBUS,
WARD "6", PRECINCT "C"?

-3-

#18B SPECIAL ELECTION BY PETITION
LOCAL OPTION ELECTION ON SUNDAY SALE OF LIQUOR

A MAJORITY AFFIRMATIVE VOTE IS NECESSARY FOR
PASSAGE.

SHALL THE SALE OF INTOXICATING LIQUOR, OF THE
SAME TYPES AS MAY BE LEGALLY SOLD IN THIS
PRECINCT ON OTHER DAYS OF THE WEEK, BE
PERMITTED IN THIS CITY OF COLUMBUS, WARD "26,
PRECINCT "B" FOR CONSUMPTION ON THE PREMISES
WHERE SOLD, BETWEEN THE HOURS OF ONE P.M. AND
MIDNIGHT ON SUNDAY, AT LICENSED PREMISES WHERE
THE SALE OF FOOD AND OTHER GOODS AND SERVICES
EXCEEDS FIFTY PER CENT OF THE TOTAL GROSS
RECEIPTS OF THE PERMIT HOLDERS AT THE
PREMISES?

-4-

#26C SPECIAL ELECTION BY PETITION
LOCAL OPTION ELECTION ON SUNDAY SALE OF LIQUOR

A MAJORITY AFFIRMATIVE VOTE IS NECESSARY FOR
PASSAGE.

SHALL THE SALE OF WINE AND MIXED BEVERAGES OF
THE SAME TYPES AS MAY BE LEGALLY SOLD IN THIS
PRECINCT ON OTHER DAYS OF THE WEEK, BE
PERMITTED IN THIS PRAIRIE TOWNSHIP, PRECINCT
"K" FOR CONSUMPTION OFF THE PREMISES WHERE
SOLD, BETWEEN THE HOURS OF ONE P.M. AND
MIDNIGHT ON SUNDAY?

* - OFFICIAL RESULTS - *

* - GENERAL ELECTION - NOVEMBER 3, 1998 - FRANKLIN COUNTY, OHIO - *

	-1- LOCAL OPTION COLUMBUS 20-C (ISSUE #15A)		-2- LOCAL OPTION COLUMBUS 06-C (ISSUE #10C)		-3- LOCAL OPTION COLUMBUS 26-B (ISSUE #18b)		-4- LOCAL OPTION PRAIRIE TWP-K (ISSUE #26c)		TOTAL VOTE
	YES	NO	YES	NO	YES	NO	YES	NO	
COLS 06- C	59	245	368
			59	245					368
COLS 20- C	178	360	551
	178	360							551
COLS 26- B	44	46	103
					44	46			103
PRAIR - K	190	87	288
							190	87	288

* - OFFICIAL RESULTS - *

* - GENERAL ELECTION - NOVEMBER 3, 1998 - FRANKLIN COUNTY, OHIO - *

** RECAP **	-1- LOCAL OPTION COLUMBUS 20-C (ISSUE #15A)		-2- LOCAL OPTION COLUMBUS 06-C (ISSUE #10C)		-3- LOCAL OPTION COLUMBUS 26-B (ISSUE #18b)		-4- LOCAL OPTION PRAIRIE TWP-K (ISSUE #26c)		TOTAL VOTE
	YES	NO	YES	NO	YES	NO	YES	NO	
COLS 06-			59	245					368
COLS 20-	178	360							551
COLS 26-					44	46			103
	178	360	59	245	44	46	0	0	1022
PRAIR -							190	87	288
	0	0	0	0	0	0	190	87	288

* - OFFICIAL RESULTS - *

* - GENERAL ELECTION - NOVEMBER 3, 1998 - FRANKLIN COUNTY, OHIO - *

** RECAP **	-1- LOCAL OPTION COLUMBUS 20-C (ISSUE #15A)		-2- LOCAL OPTION COLUMBUS 06-C (ISSUE #10C)		-3- LOCAL OPTION COLUMBUS 26-B (ISSUE #18b)		-4- LOCAL OPTION PRAIRIE TWP-K (ISSUE #26c)		TOTAL VOTE
	YES	NO	YES	NO	YES	NO	YES	NO	
TOTALS:									
POLL TOTAL	178	360	59	245	44	46	190	87	1310
ABSENTEE	14	21	5	17	17	7	5	6	23591
	-----	-----	-----	-----	-----	-----	-----	-----	-----
SUBTOTAL	192	381	64	262	61	53	195	93	24901
	-----	-----	-----	-----	-----	-----	-----	-----	-----
GRAND TOTAL	192	381	64	262	61	53	195	93	24901

* - OFFICIAL RESULTS - *

* - GENERAL ELECTION - NOVEMBER 3, 1998 - FRANKLIN COUNTY, OHIO - *

(RESULTS REPORTED TO OUTSIDE JURISDICTIONS)

-1-

PROPOSED BOND ISSUE
OLENTANGY LOCAL SCHOOL DISTRICT

A MAJORITY AFFIRMATIVE VOTE IS NECESSARY FOR
PASSAGE.

SHALL BONDS BE ISSUED BY THE OLENTANGY LOCAL
SCHOOL DISTRICT FOR THE PURPOSE OF ACQUIRING
REAL ESTATE OR INTERESTS IN REAL ESTATE AS
SITES FOR FUTURE SCHOOL FACILITIES IN THE
PRINCIPAL AMOUNT OF \$6,000,000 TO BE REPAYED
ANNUALLY OVER A MAXIMUM PERIOD OF 30 YEARS
AND AN ANNUAL LEVY OF PROPERTY TAXES BE MADE
OUTSIDE THE TEN-MILL LIMITATION, ESTIMATED BY
THE COUNTY AUDITOR TO AVERAGE OVER THE
REPAYMENT PERIOD OF THE BOND ISSUE 0.43 MILL
FOR EACH ONE DOLLAR OF TAX VALUATION WHICH
AMOUNTS TO \$0.043 FOR EACH ONE HUNDRED DOLLARS
OF TAX VALUATION, TO PAY THE ANNUAL DEBT
CHARGES ON THE BONDS, AND TO PAY DEBT CHARGES
ON ANY NOTES ISSUED IN ANTICIPATION OF THOSE
BONDS?

-2-

PROPOSED TAX LEVY (REPLACEMENT)
LICKING HEIGHTS LOCAL SCHOOL DISTRICT

A MAJORITY AFFIRMATIVE VOTE IS NECESSARY FOR
PASSAGE.

A REPLACEMENT OF A TAX FOR THE BENEFIT OF
LICKING HEIGHTS LOCAL SCHOOL DISTRICT FOR THE
PURPOSE OF CURRENT EXPENSES AT A RATE NOT
EXCEEDING NINE AND NINE TENTHS (9.9) MILLS FOR
EACH ONE DOLLAR OF VALUATION, WHICH AMOUNTS TO
NINETY-NINE CENTS (\$0.99) FOR EACH ONE HUNDRED
DOLLARS OF VALUATION, FOR A PERIOD OF 3 YEARS
COMMENCING WITH THE 1999 TAX YEAR.

-3-

PROPOSED TAX LEVY - ADDITIONAL
OLENTANGY LOCAL SCHOOL DISTRICT

A MAJORITY AFFIRMATIVE VOTE
IS NECESSARY FOR PASSAGE.

AN ADDITIONAL TAX FOR THE BENEFIT OF OLENTANGY
LOCAL SCHOOL DISTRICT FOR THE PURPOSE OF
CURRENT OPERATING REVENUES AT A RATE NOT
EXCEEDING 5 MILLS FOR EACH ONE DOLLAR OF
VALUATION, WHICH AMOUNTS TO \$0.50 FOR EACH ONE
HUNDRED DOLLARS OF VALUATION, FOR A CONTINUING
PERIOD OF TIME COMMENCING WITH THE 1998 TAX
YEAR.

-4-

PROPOSED BOND ISSUE
TEAYS VALLEY LOCAL SCHOOL DISTRICT

A MAJORITY AFFIRMATIVE VOTE IS NECESSARY FOR
PASSAGE.

SHALL BONDS BE ISSUED BY THE TEAYS VALLEY
LOCAL SCHOOL DISTRICT FOR THE PURPOSE OF
CONSTRUCTING ELEMENTARY SCHOOLS AT WALNUT AND
ASHVILE ELEMENTARY; TO CONSTRUCT A CAFETERIA,
MUSIC FACILITY, AND CLASSROOMS AT THE MIDDLE
SCHOOL; TO CONSTRUCT A VOCATIONAL FACILITY AT
THE HIGH SCHOOL; TO PURCHASE EQUIPMENT AND
APPURTENANCES, AND TO RENOVATE ELEMENTARY,
MIDDLE SCHOOL, AND HIGH SCHOOL FACILITIES IN
THE PRINCIPAL AMOUNT OF \$22,560,000 TO BE
REPAID ANNUALLY OVER A MAXIMUM PERIOD OF
TWENTY-EIGHT (28) YEARS, AND AN ANNUAL LEVY OF
PROPERTY TAXES BE MADE OUTSIDE THE TEN-MILL
LIMITATION, ESTIMATED BY THE COUNTY AUDITOR TO
AVERAGE OVER THE REPAYMENT PERIOD OF THE BOND
ISSUE 8.4 MILLS FOR EACH ONE DOLLAR OF TAX
VALUATION WHICH AMOUNTS TO \$0.84 FOR EACH \$100
OF TAX VALUATION, TO PAY THE ANNUAL DEBT
CHARGES ON THE BONDS, AND TO PAY DEBT CHARGES
ON ANY NOTES ISSUED IN ANTICIPATION OF THOSE
BONDS?

-5-

PROPOSED CHARTER AMENDMENT
CITY OF PICKERINGTON

A MAJORITY AFFIRMATIVE VOTE IS NECESSARY FOR
PASSAGE.

SHALL SECTION 3.05 OF THE CHARTER OF THE CITY
OF PICKERINGTON BE AMENDED TO PROVIDE FOR A
FULL-TIME MAYOR AT A SALARY OF \$39,000.00 PLUS
STANDARD CITY BENEFITS?

-6-

PROPOSED BOND ISSUE
OLENTANGY LOCAL SCHOOL DISTRICT

A MAJORITY AFFIRMATIVE VOTE IS NECESSARY FOR
PASSAGE.

SHALL BONDS BE ISSUED BY THE OLENTANGY LOCAL
SCHOOL DISTRICT FOR THE PURPOSE OF ACQUIRING,
CONSTRUCTING AND RENOVATING ATHLETIC
FACILITIES, WITH RELATED APPURTENANCES,
EQUIPMENT, AND SITE IMPROVEMENTS IN THE
PRINCIPAL AMOUNT OF \$4,900,000 TO BE REPAYED
ANNUALLY OVER A MAXIMUM PERIOD OF 20 YEARS,
AND AN ANNUAL LEVY OF PROPERTY TAXES BE MADE
OUTSIDE THE TEN-MILL LIMITATION, ESTIMATED BY
THE COUNTY AUDITOR TO AVERAGE OVER THE
REPAYMENT PERIOD OF THE BOND ISSUE 0.44 MILL
FOR EACH ONE DOLLAR OF TAX VALUATION WHICH
AMOUNTS TO \$0.044 FOR EACH ONE HUNDRED DOLLARS
OF TAX VALUATION, TO PAY THE ANNUAL DEBT
CHARGES ON THE BONDS, AND TO PAY DEBT CHARGES
ON ANY NOTES ISSUED IN ANTICIPATION OF THOSE
BONDS?

* - OFFICIAL RESULTS - *
 * - GENERAL ELECTION - NOVEMBER 3, 1998 - FRANKLIN COUNTY, OHIO - *

(RESULTS REPORTED TO OUTSIDE JURISDICTIONS)

	-1- OLENTANGY LOCAL SCH DIST PROP BOND ISS (REAL ESTATE ACQUIS)		-2- LICKING HEIGHTS LOCAL SCH DIST PROP TAX LEVY (REPLACEMENT)		-3- OLENTANGY LOCAL SCH DIST PROP TAX LEVY		-4- TEAYS VALLEY LOCAL SCH DIST PROPOSED BOND ISSUE		-5- PICKERINGTON PROPOSED CHARTER AMENDMENT		-6- OLENTANGY LOCAL SCH DIST PROP BOND ISS (ATHLETIC FACILITY)		TOTAL VOTE
	FOR	AGAINST	FOR	AGAINST	FOR	AGAINST	FOR	AGAINST	YES	NO	FOR	AGAINST	
COLS 46- C			76	44									450
			76	44									450
COLS 71- L	5	2			5	2					3	3	299
	5	2			5	2					3	3	299
JEFF - C			21	20									614
			21	20									614
MAD - A							1	2					412
E									12	3			270
							1	2	12	3			682
REYNS 2- A			30	30									401
			30	30									401

* - OFFICIAL RESULTS - *

* - GENERAL ELECTION - NOVEMBER 3, 1998 - FRANKLIN COUNTY, OHIO - *

(RESULTS REPORTED TO OUTSIDE JURISDICTIONS)

** RECAP **	-1- OLENTANGY LOCAL SCH DIST PROP BOND ISS (REAL ESTATE ACQUIS)		-2- LICKING HEIGHTS LOCAL SCH DIST PROP TAX LEVY (REPLACEMENT)		-3- OLENTANGY LOCAL SCH DIST PROP TAX LEVY		-4- TEAYS VALLEY LOCAL SCH DIST PROPOSED BOND ISSUE		-5- PICKERINGTON PROPOSED CHARTER AMENDMENT		-6- OLENTANGY LOCAL SCH DIST PROP BOND ISS (ATHLETIC FACILITY)		TOTAL VOTE
	FOR	AGAINST	FOR	AGAINST	FOR	AGAINST	FOR	AGAINST	YES	NO	FOR	AGAINST	
COLS 46-			76	44									450
COLS 71-	5	2			5	2					3	3	299
	5	2	76	44	5	2	0	0	0	0	3	3	749
JEFF -			21	20									614
	0	0	21	20	0	0	0	0	0	0	0	0	614
MAD -							1	2	12	3			682
	0	0	0	0	0	0	1	2	12	3	0	0	682
REYNS 2-			30	30									401
	0	0	30	30	0	0	0	0	0	0	0	0	401


* - OFFICIAL RESULTS - *

* - GENERAL ELECTION - NOVEMBER 3, 1998 - FRANKLIN COUNTY, OHIO - *

(RESULTS REPORTED TO OUTSIDE JURISDICTIONS)

** RECAP **	-1- OLENTANGY LOCAL SCH DIST PROP BOND ISS (REAL ESTATE ACQUIS)		-2- LICKING HEIGHTS LOCAL SCH DIST PROP TAX LEVY (REPLACEMENT)		-3- OLENTANGY LOCAL SCH DIST PROP TAX LEVY		-4- TEAYS VALLEY LOCAL SCH DIST PROPOSED BOND ISSUE		-5- PICKERINGTON PROPOSED CHARTER AMENDMENT		-6- OLENTANGY LOCAL SCH DIST PROP BOND ISS (ATHLETIC FACILITY)		TOTAL VOTE
	FOR	AGAINST	FOR	AGAINST	FOR	AGAINST	FOR	AGAINST	YES	NO	FOR	AGAINST	
TOTALS:													
POLL TOTAL	5	2	127	94	5	2	1	2	12	3	3	3	2446
ABSENTEE			10	7									23591
	
SUBTOTAL	5	2	137	101	5	2	1	2	12	3	3	3	26037
	
GRAND TOTAL	5	2	137	101	5	2	1	2	12	3	3	3	26037

Last Page of Report.



* - OFFICIAL RESULTS - *
* - GENERAL ELECTION - NOVEMBER 3, 1998 - FRANKLIN COUNTY, OHIO - *


ABSTRACT OF VOTES CAST AT THE GENERAL ELECTION
HELD ON TUESDAY, NOVEMBER 3, 1998, IN FRANKLIN COUNTY, OHIO


STATE OF OHIO

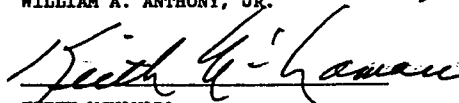
FRANKLIN COUNTY, SS:


WE DO HEREBY CERTIFY THE FOREGOING RESULTS AS THEY APPEAR BY THE
OFFICIAL RETURNS OF THE PRECINCTS IN FRANKLIN COUNTY, STATE OF OHIO, DULY
RETURNED TO, FILED, OPENED, CANVASSED, AND NOW ON FILE IN THE OFFICE OF THE
FRANKLIN COUNTY BOARD OF ELECTIONS, CITY OF COLUMBUS, FRANKLIN COUNTY, STATE
OF OHIO, OF THE GENERAL ELECTION HELD ON TUESDAY, NOVEMBER 3, 1998.


WITNESS OUR OFFICIAL SIGNATURES MADE IN THE OFFICE OF THE FRANKLIN
COUNTY BOARD OF ELECTIONS, CITY OF COLUMBUS, FRANKLIN COUNTY, STATE OF OHIO,
THIS 7th DAY OF DECEMBER, 1998 A.D.


DENNIS L. WHITE, CHAIRMAN


WILLIAM A. ANTHONY, JR.


KEITH MCNAMARA

ATTEST: 
BARBARA L. CASH, DIRECTOR


CAROLYN C. PETREE

NOTE THIS ABSTRACT OF ELECTION RESULTS IS FOR REPRESENTATIVE
TO CONGRESS (12th & 15th Districts) ONLY.

* - OFFICIAL RESULTS - *

* - GENERAL ELECTION - NOVEMBER 3, 1998 - FRANKLIN COUNTY, OHIO - *

*** INDEX - PAGE 1 ***

TOTAL VOTE: 302,526

***** - - - COUNTYWIDE OFFICES - - - *****

REPRESENTATIVE TO CONGRESS (12TH DIST)
EDWARD S. BROWN (D)
JOHN R. KASICH (R)

PAGES	
60,694	32.8
124,197	67.2

REPRESENTATIVE TO CONGRESS (15TH DIST)
ADAM CLAY MILLER (D)
KEVIN NESTOR
DEBORAH PRYCE (R)

PAGES	
49,334	28.5
9,996	5.8
113,846	65.7

* - OFFICIAL RESULTS - *
 * - GENERAL ELECTION - NOVEMBER 3, 1998 - FRANKLIN COUNTY, OHIO - *

REPRESENTATIVE TO CONGRESS (12TH DIST)			REPRESENTATIVE TO CONGRESS (15TH DIST)			TOTAL VOTE
(Vote for 1)			(Vote for 1)			
	(DEM)	(REP)	(DEM)	(REP)		
	E B D R W O A W A R D	J K O A H S N C R H	A M D I A L A M E R C L A Y	K N E S T O R	D P R Y B O O R A H	
BEXLEY 1-	A 144 B 74 C 139 357	262 261 302 825				430 345 457 1232
BEXLEY 2-	A 163 B 86 C 109 358	403 184 282 869				593 287 402 1282
BEXLEY 3-	A 135 B 147 C 129 411	361 324 254 939				526 491 397 1414
BEXLEY 4-	A 92 B 59 C 139 D 93 383	130 125 242 200 697				235 190 393 300 1118
BLEND -	A 60 B 37 C 91 D 65 E 63 F 90 G 93 499	209 178 210 246 250 345 309 1747	1	0	2	274 220 317 319 323 449 410 2312
BROWN -	A B		103 71 174	27 12 39	373 200 573	524 294 818
CAN W -	A B C D		106 44 53 32 235	32 7 11 5 55	502 181 179 100 962	661 243 261 148 1313
CLINT -	A B C	46 61	101 73 76 250	23 8 28 59	211 102 132 445	353 320 252 925
COLS 01-	A B C	46 61	144 113 176 433	24 14 21 59	149 125 187 461	351 269 402 1022

* - OFFICIAL RESULTS - *
 * - GENERAL ELECTION - NOVEMBER 3, 1998 - FRANKLIN COUNTY, OHIO - *

REPRESENTATIVE TO CONGRESS (12TH DIST)			REPRESENTATIVE TO CONGRESS (15TH DIST)			TOTAL VOTE
(Vote for 1)			(Vote for 1)			
	(DEM)	(REP)	(DEM)	(REP)		
	BROOKS	JOHNSON	AMIEL	KNESTON	DEPRY	
	WARD	OHNSON	CLAY	INTON	BORCKE	
	DRYDEN	REHR			RAH	
COLS 02-	A 66	31	44	6	57	230
	B		179	30	194	425
	C		145	14	184	360
	D		135	19	196	367
	E		148	18	182	370
	F		139	16	161	330
	66	31	790	103	974	2082
COLS 03-	A 192	32				255
	B 202	90				323
	C 191	105	35	4	25	392
	D 115	68	73	6	77	368
	700	295	108	10	102	1338
COLS 04-	A 217	39				297
	B 203	53	0	0	0	295
	C 107	21				146
	D 234	43				318
	761	156	0	0	0	1056
COLS 05-	A 264	43				360
	B 269	39				352
	C 239	26				318
	D 132	22				198
	904	130				1228
COLS 06-	A 196	54				314
	B 314	87				472
	C 269	36				368
	D 230	70				332
	E 216	41				311
	F 261	48				370
	1486	336				2167
COLS 07-	A 147	22				209
	B 252	60				384
	C 197	28				267
	D 202	35				260
	E 254	35				375
	1052	180				1495
COLS 08-	A 98	75				191
	B 203	162	115	10	168	420
	C		153	10	210	303
	D					393
	301	237	268	20	378	1307
COLS 09-	A 80	66				322
	B 47	62	66	13	80	222
			39	9	44	222
	127	128	105	22	124	544

* - OFFICIAL RESULTS - *

* - GENERAL ELECTION - NOVEMBER 3, 1998 - FRANKLIN COUNTY, OHIO - *

REPRESENTATIVE
TO CONGRESS
(12TH DIST)

(Vote for 1)
(DEM) (REP)

R B J K
D W O A
W A R N H S
D N H I C
S R H

REPRESENTATIVE TO
CONGRESS (15TH DIST)

(Vote for 1)
(DEM) (REP)

A M K N D P
D I L E S E R R
A L L E S B Y
M L Y T O C
C R E N O R A
L A Y R A H

COLS	REP	DEM
COLS 10-		
A		
B	172	92
C	10	3
D		
E		
F		
G		
H		
I		
J		
K		
L		
M		
N		
	182	95
COLS 11-		
A		
B		
C		
D		
E		
COLS 12-		
A	91	47
B	109	29
C	129	53
D	126	73
	455	202
COLS 13-		
A	68	15
B	191	34
C	114	16
D	248	37
	611	102
COLS 14-		
A		
B	55	29
C		
D		
	55	29
COLS 15-		
A		
B		
COLS 16-		
A		
B	58	48
C		
D		
E		
	58	48

REP	DEM	REP
	133	27
	91	10
	69	11
	118	35
	98	21
	89	28
	62	23
	73	8
	80	19
	114	37
	73	26
	74	22
	93	22
	1167	289
	77	11
	136	25
	153	31
	120	27
	104	27
	590	117
	18	3
	2	0
	48	4
	68	7
	1	0
	154	18
	122	5
	228	16
	278	19
	782	58
	91	14
	135	20
	226	34
	133	15
	137	20
	33	3
	68	15
	80	11
	451	64

REP	DEM	REP
	332	27
	161	10
	66	11
	466	35
	228	21
	251	28
	129	23
	133	8
	271	19
	315	37
	322	26
	223	22
	243	22
	3140	289
	113	11
	186	25
	264	31
	225	27
	260	27
	1068	117
	13	3
	0	0
	26	4
	39	7
	3	0
	3	0
	162	18
	83	5
	152	16
	166	19
	563	58
	112	14
	273	20
	385	34
	66	15
	75	20
	24	3
	53	15
	66	11
	284	64

TOTAL
VOTE

516
274
295
188
647
362
385
224
224
384
493
445
336
377
5150
213
375
469
391
442
1890
187
169
202
301
859
107
289
170
344
910
361
316
426
489
1592
227
448
675
231
255
181
157
165
989

* - OFFICIAL RESULTS - *
 * - GENERAL ELECTION - NOVEMBER 3, 1998 - FRANKLIN COUNTY, OHIO - *

REPRESENTATIVE TO CONGRESS (12TH DIST)			REPRESENTATIVE TO CONGRESS (15TH DIST)			TOTAL VOTE
(Vote for 1)			(Vote for 1)			
	(DEM)	(REP)	(DEM)	(REP)	(REP)	
	E B J K D R O A W O H S A W N I R N C D R H S		A M K N D P D I T V E S A L L I N T O R M L E R O R A C L A Y H			
COLS 17-	A 110 53 B 329 53 C 314 50 D 266 29 E 193 27 1212 212		6 0 7			216 451 432 344 255 1698
COLS 18-	A B C D E F		155 22 126 201 37 173 187 35 143 147 20 141 200 27 169 158 16 125 1048 157 877			437 318 428 387 330 419 309 2191
COLS 19-	A B C D E F G H		115 38 250 171 26 325 185 28 321 196 22 340 146 22 260 201 26 232 130 38 306 222 43 261 1366 243 2295			597 564 504 598 463 495 505 556 4180
COLS 20-	A B C		204 38 329 253 39 177 218 52 257 675 129 763			579 504 551 1652
COLS 21-	A B C D E F		148 44 351 190 37 340 122 33 294 114 23 160 187 36 379 166 30 339 927 203 1863			641 562 3220
COLS 22-	A B C D E F G H		157 20 342 153 23 270 140 28 356 109 14 223 80 16 216 107 26 268 140 37 308 93 15 234 979 179 2217			554 496 569 366 339 432 521 376 3653
COLS 23-	A 129 107 B 120 133 C 9 9 D 30 30 288 279		27 2 28 36 2 34 146 17 197 124 27 186 333 48 445			329 350 424 433 1536

* - OFFICIAL RESULTS - *
 * - GENERAL ELECTION - NOVEMBER 3, 1998 - FRANKLIN COUNTY, OHIO - *

REPRESENTATIVE TO CONGRESS (12TH DIST)			REPRESENTATIVE TO CONGRESS (15TH DIST)			TOTAL VOTE
(Vote for 1)			(Vote for 1)			
	(DEM)	(REP)	(DEM)	(REP)		
	K B D R W O A W R N D	J K O A H S N I C H R H	A M D I L L M L E R C L A Y	K N E V I N T O R	D P R Y B Y C E O R A H	
COLS 24-	A B C D E	185 100	133 148 92	19 17 11	147 162 162	326 346 287 320 306
		185 100	113 17 151			1585
COLS 25-	A B C D E F G	311 90 249 60 220 42 314 57 279 37 210 67 315 53				455 352 314 474 366 325 436
		1898 406				2672
COLS 26-	A B C D E	173 31 65 34 130 39 178 107 105 49				239 103 206 327 180
		651 260				1055
COLS 27-	A B C D E F	150 101 121 81 156 286 179 136 157 156 207 339				258 215 466 348 335 564
		970 1099				2196
COLS 28-	A B C D E F	285 88 305 91 300 138 192 184 376 155 223 201				415 463 488 405 589 460
		1681 857				2820
COLS 29-	A B C D	111 35	109 4 78			228 170 246 405
		111 35	95 8 124 154 11 202			358 23 404
COLS 30-	A B C D E F		113 17 302 100 18 171 82 28 206 87 27 223 93 12 207 61 11 159			456 312 338 363 333 257
			536 113 1268			2059

* - OFFICIAL RESULTS - *

* - GENERAL ELECTION - NOVEMBER 3, 1998 - FRANKLIN COUNTY, OHIO - *

REPRESENTATIVE TO CONGRESS (12TH DIST)			REPRESENTATIVE TO CONGRESS (15TH DIST)			TOTAL VOTE
(Vote for 1)			(Vote for 1)			
(DEM)	(REP)		(DEM)	(REP)		
K B J K D R O H A W A W N S I A R N R H D R C H S			A H D I A L M L E R C L A Y	K N E V I N T O R	D P E R Y B O C E R A H	
COLS 31- A	267	74	93	15	166	381
B			89	15	146	291
C			29	1	22	261
D	67	19	90	19	135	167
E						257
	334	93	301	50	469	1357
COLS 32- A			163	49	336	572
B			101	30	242	399
C			114	9	134	279
D			117	42	236	415
			495	130	948	1665
COLS 33- A			153	34	179	391
B			105	9	118	243
C			74	8	137	231
D			148	21	218	407
E			161	4	109	284
F			77	19	90	203
G			162	17	202	407
H			107	10	61	187
			987	122	1114	2353
COLS 34- A			202	20	226	473
B			125	8	193	357
C			148	9	172	348
D			135	25	263	445
E	123	158	126	16	198	303
F			736	78	1052	366
	123	158				2292
COLS 35- A	233	51				310
B	269	36				354
C	362	56				493
D	329	85				482
	1193	228				1639
COLS 36- A			132	26	223	409
B			93	15	131	250
C			69	10	121	214
D			141	25	239	444
E			138	22	335	531
F			87	23	212	343
			660	121	1261	2191
COLS 37- A	59	63	28	2	31	204
B	32	13	28	5	40	136
C	0	0	72	5	78	170
D			89	13	133	262
E			106	24	289	455
	91	76	323	49	571	1227

* - OFFICIAL RESULTS - *

* - GENERAL ELECTION - NOVEMBER 3, 1998 - FRANKLIN COUNTY, OHIO - *

REPRESENTATIVE TO CONGRESS (12TH DIST)				REPRESENTATIVE TO CONGRESS (15TH DIST)				TOTAL VOTES
(Vote for 1)				(Vote for 1)				
		(DEM)	(REP)	(DEM)	(REP)			
		F B D R O W N A R N D S	J K O A S I N H I C H R H	A M D I L A M L M E R C L A Y	K E S V E S T O R N O R	D P R Y B O C R E R A H		
COLS 38-	A	116	51	147	20	203	395	
	B			111	14	123	196	
	C			258	34	326	275	
		116	51				866	
COLS 39-	A			114	21	91	247	
	B			126	9	84	236	
				240	30	175	483	
COLS 40-	A			62	12	90	178	
	B			72	9	47	150	
	C			209	15	134	383	
				343	36	271	711	
COLS 41-	A			58	9	50	124	
	B			51	6	45	113	
	C			26	7	55	96	
	D			50	3	36	92	
	E			43	13	54	118	
				228	38	240	543	
COLS 42-	A	84	73				169	
	B	145	96				254	
	C			94	10	184	310	
	D	138	102				248	
	E			114	14	193	349	
		367	271	208	24	377	1330	
COLS 43-	A			101	34	250	407	
	B			118	18	213	371	
	C			127	16	162	321	
	D			129	24	243	423	
	E			81	16	154	272	
				556	108	1022	1794	
COLS 44-	A	215	103				348	
	B	166	77				259	
	C	206	97				327	
	D	165	103				301	
	E	219	80				325	
	F	117	133				268	
	G	125	90				229	
	H			111	15	148	299	
	I			111	17	168	314	
	J			101	20	186	332	
	K			58	9	126	206	
		1213	683	381	61	628	3208	

* - OFFICIAL RESULTS - *
 * - GENERAL ELECTION - NOVEMBER 3, 1998 - FRANKLIN COUNTY, OHIO - *

REPRESENTATIVE TO CONGRESS (12TH DIST)			REPRESENTATIVE TO CONGRESS (15TH DIST)			TOTAL VOTE
(Vote for 1)			(Vote for 1)			
(DEM)	(REP)		(DEM)	(REP)		
E B	J K		A M	K N	D P	
D R	O A		D I	E E	E R	
W O	H S		A L	V S	B Y	
A W	N I		M L	I O	O C	
R N	C H		E R	N R	R R	
D	R H		C L		A H	
S			A Y			
-----			-----			
COLS 45-	A		105	10	130	253
	B		154	12	160	343
	C		238	20	177	454
	D		64	8	126	211
	E		76	11	115	212
	F		150	12	160	335
	G		87	18	197	312
	H		104	16	318	471
	I		124	18	219	389
	J		119	22	236	391
	K		83	13	183	297
			-----	-----	-----	-----
			1304	160	2021	3668
-----			-----			
COLS 46-	A	131	243			387
	B	175	403			596
	C	141	300			450
	D	161	188			357
	E	126	220			366
	F	67	192			270
	G	9	2			216
	H			79	7	107
	I	204	370	139	13	220
		-----	-----	-----	-----	-----
		1014	1918	218	20	327
-----			-----			
COLS 47-	A	173	223	5	0	15
	B	163	91			
	C	163	195			
	D	163	187			
	E	139	183			
	F	115	119			
		-----	-----	-----	-----	-----
		907	998	5	0	15
-----			-----			
COLS 48-	A	137	49			198
	B	134	89			244
	C	236	138			422
	D	247	125			406
	E			70	7	87
	F	235	126			178
		-----	-----	-----	-----	-----
		989	527	70	7	87
-----			-----			
COLS 49-	A			181	25	298
	B			162	22	272
	C			128	20	188
	D			135	18	187
	E			71	14	130
				-----	-----	-----
				677	100	1075
-----			-----			
COLS 50-	A	247	41			369
	B	293	61			423
	C	160	18	19	0	279
	D	0	1	56	14	112
		-----	-----	-----	-----	-----
		700	121	75	14	154

* - OFFICIAL RESULTS - *
 * - GENERAL ELECTION - NOVEMBER 3, 1998 - FRANKLIN COUNTY, OHIO - *

REPRESENTATIVE TO CONGRESS (12TH DIST)			REPRESENTATIVE TO CONGRESS (15TH DIST)			TOTAL VOTE
(Vote for 1)			(Vote for 1)			
	(DEM)	(REP)	(DEM)	(REP)		
	E B D R O W A R N D s	J K O H N S N I C H R H	A M D I A L M L E R C L A Y	K N E S T O R I N O R	D P E R Y B O C E R A H	
COLS 51-	A 291 B 165 C 312 D 188 ----- 956	90 60 56 52 ----- 258	0	0	2	446 267 444 289 ----- 1446
COLS 52-	A 60 B 209 C 185 D 74 E F G ----- 528	147 134 97 86 ----- 464	143 102 147	30 26 26	330 144 275	536 503 481 382 300 448 179 ----- 2809
COLS 53-	A 98 B 74 C 118 D 131 E 98 F G H I ----- 797	279 321 326 328 287 ----- 2081	59	6	87	392 406 455 485 407 167 280 145 422 ----- 3159
COLS 54-	A 129 B 116 C D E F ----- 618	203 251 300 170 276 ----- 1200	59	6	87	344 381 329 443 283 451 ----- 2231
COLS 55-	A 154 B 182 C 204 D 239 ----- 779	67 50 62 63 ----- 242	118	13	182	246 265 313 324 ----- 1148
COLS 56-	A 138 B 132 C 153 D 137 E 397 F 273 G 245 H 200 I 97 ----- 1772	103 36 60 27 75 79 43 42 212 ----- 677	0	0	0	256 192 245 188 536 399 338 293 326 ----- 2773
			5	0	14	
			5	0	14	

* - OFFICIAL RESULTS - *
 * - GENERAL ELECTION - NOVEMBER 3, 1998 - FRANKLIN COUNTY, OHIO - *

REPRESENTATIVE
TO CONGRESS
(12TH DIST)

(Vote for 1)

(DEM) (REP)

E B J K
D R O A
W O W S
A R N H
R N I
D R C
S H
.

REPRESENTATIVE TO
CONGRESS (15TH DIST)

(Vote for 1)

(DEM) (REP)

A M K N D P
D I L E S E R Y
A L V S E B Y
M L Y I T O C
E R N O R A E
C L A H
A Y

COLS 57- A
B
C
D
E
F
G
H

127 21 161
108 17 164
120 25 274
141 33 383
67 16 149
73 25 273
112 26 229
141 24 425

TOTAL
VOTE

322
301
435
596
244
386
389
641

COLS 58- A
B
C
D
E
F
G
H
12 5
12 5

889 187 2058
151 21 207
146 13 290
91 28 261
111 14 220
130 32 321
140 27 280
85 13 166
95 20 265

3314
411
497
403
371
522
487
314
407M

COLS 59- A
B
C
D
E
F

949 168 2010
117 15 296
97 15 309
101 18 223
81 19 189
28 3 78
104 18 222

3412
448
444
363
312
112
377

COLS 60- A
B
C
D
E
F
G

528 78 1317
94 19 268
79 15 293
108 30 421
100 23 362
88 15 223
112 34 361
36 16 167

2056
398
416
581
506
345
528
227

COLS 61- A 102 189
B 108 196
C 133 160
D 143 337
486 882

617 152 2095

3003
309
314
303
485

COLS 62- A 61 209
B 120 206
C 136 274
D 72 160
E 78 251
F 115 205
G 0 1
H 133 216
I 95 308
810 1830

118 14 173
118 14 173

1421
277
341
426
242
341
334
321
370
408
3060

* - OFFICIAL RESULTS - *

* - GENERAL ELECTION - NOVEMBER 3, 1998 - FRANKLIN COUNTY, OHIO - *

REPRESENTATIVE TO CONGRESS (12TH DIST)			REPRESENTATIVE TO CONGRESS (15TH DIST)			TOTAL VOTE
(Vote for 1)			(Vote for 1)			
(DEM)	(REP)		(DEM)	(REP)		
E B D R W O A R N D	J K O A H N S I C H		A M D I A L M E R C L A Y	K N E V I N T O R	D P R Y B O O C E R A H	
S	.					
COLS 63- A			95	27	397	539
B			85	11	319	442
C			129	41	395	586
D			67	6	185	277
E			77	22	255	424
F			103	14	259	380
G			64	14	301	411
H			61	18	167	268
I			42	6	137	195
J			59	18	183	284
K						284
			782	179	2619	3606
COLS 64- A			73	13	282	391
B			81	15	317	437
C			78	24	284	404
D			94	26	353	499
E			95	23	308	456
F			72	25	351	488
G			52	11	128	202
			545	137	2023	2877
COLS 65- A	62	227	94	7	252	293
B	57	257	91	18	264	321
C			77	23	318	364
D			64	11	217	389
E			102	26	321	440
F			428	85	1372	306
G						474
	119	484				2587
COLS 66- A	89	250				347
B	113	172				300
C	112	358				481
D	95	346				454
E	76	287				392
	485	1413				1974
COLS 67- A			100	24	272	423
B			101	14	313	460
C			87	14	212	341
D			98	18	113	248
E			126	20	244	421
F			131	26	365	565
G			87	18	243	376
H			108	18	250	407
I			86	19	244	379
J			79	28	221	370
K			66	11	186	294
			1069	210	2663	4284
COLS 68- A			130	5	125	279
B			89	8	87	196
C			102	6	138	257
D			111	4	99	228
			432	23	449	960

* - OFFICIAL RESULTS - *
 * - GENERAL ELECTION - NOVEMBER 3, 1998 - FRANKLIN COUNTY, OHIO - *

REPRESENTATIVE TO CONGRESS (12TH DIST)			REPRESENTATIVE TO CONGRESS (15TH DIST)			TOTAL VOTE
(Vote for 1)			(Vote for 1)			
(DEM)	(REP)		(DEM)	(REP)		
E B D R W O A W R N D S	J K O A H S N I C H		A M D I A L M L E R C L A Y	K N E S V T I N O R	D P E R B Y O C E R A H	
-----			-----			
COLS 69- A			87	36	332	473
B			42	11	152	216
C			95	37	336	487
D			101	39	332	490
E			68	23	245	360
F	74	340				427
G	55	236				308
H	47	217				279
I			76	39	326	459
	176	793	469	185	1723	3499
-----			-----			
COLS 70- A			83	30	300	432
B			95	15	288	423
C			122	44	330	530
D			150	30	408	616
E			95	6	165	289
			545	125	1491	2290
-----			-----			
COLS 71- A	53	187				247
B	72	180				263
C	49	153				209
D	60	246				320
E	70	289				369
F	87	337				434
G	60	212				280
H	105	284				404
I	75	198				279
J	88	250				350
K	60	263				331
L	57	231				299
	836	2830				3785
-----			-----			
COLS 72- A			73	15	330	437
B			63	16	307	394
C	37	190	35	1	141	421
D			85	30	347	477
E			59	16	387	477
F	76	332				420
	113	522	315	78	1512	2626
-----			-----			
COLS 73- A	142	333				485
B	84	203				289
C	97	371				480
D	80	204				294
E	97	330				439
F	76	268				353
G	68	218				287
H	88	322				425
	732	2249				3052

* - OFFICIAL RESULTS - *
 * - GENERAL ELECTION - NOVEMBER 3, 1998 - FRANKLIN COUNTY, OHIO - *

REPRESENTATIVE TO CONGRESS (12TH DIST)			REPRESENTATIVE TO CONGRESS (15TH DIST)			TOTAL VOTE
(Vote for 1)			(Vote for 1)			
	(DEM)	(REP)	(DEM)	(REP)		
	E B D R W O A W R N D	J K O A H S N I C H R H	A M D I L A M E R C L A Y	K N E S T O R	D P R Y B O R A H	
COLS 74-	A 94 B 63 C 88 D 73 E 59 F 59 G 68 H 445	286 332 439 197 208 208 356 1818	58 76 134	13 8 21	176 243 419	394 414 548 279 267 278 343 443 2966
DOUBLIN 1-	A 95 B 91 C 67 D 82 E 82	310 640 479 441 596	39	4	95	567 756 555 516 698 3092
DOUBLIN 2-	A 110 B 79 C 51 D 106 E 69	430 368 238 405 355				560 461 300 533 441 2295
DOUBLIN 3-	A 58	473				543 543
DOUBLIN 4-	A 50 B 25 C 61 D 80 E 49 F 56	417 393 471 420 324 235				491 463 547 521 387 311 2720
FRANK	A 19 B 19	17	147 117 122 127 136 74	31 23 28 23 25 8	288 203 267 207 220 69	505 371 453 444 431 172 2376
GAH 1-	A 106 B 106 C 119 D 106 E 124 F 82	306 274 413 271 401 172	723	138	1248	432 397 561 393 544 273 2600
	643	1837				

* - OFFICIAL RESULTS - *

* - GENERAL ELECTION - NOVEMBER 3, 1998 - FRANKLIN COUNTY, OHIO - *

REPRESENTATIVE
TO CONGRESS
(12TH DIST)

(Vote for 1)
(DEM) (REP)

E B J K
D R O A
W O H S
A W N T
R N C
D R H
S

REPRESENTATIVE TO
CONGRESS (15TH DIST)

(Vote for 1)
(DEM) (REP)

A M K N D P
D I L E S P
A L O E S T B R Y
M V S T B O R R K
E I N O R O R K
C L A H
L A Y

TOTAL
VOTE

Area	REP	DEM	REP	DEM	REP	TOTAL
GAH 2-	A	94	273			382
	B	156	408			582M
	C	103	395			528
	D	56	212			285
	E	136	505			676
		545	1793			2451
GAH 3-	A	106	274			386
	B	92	310			425
	C	121	399			538
	D	150	531			709
	E	68	313			393
	F	129	331			476
	666	2158			2927	
GAH 4-	A	94	371			481
	B	128	390			533
	C	103	409			528
	D	76	344			423
	E	101	472			592
	F	92	507			619M
	G	68	327			411
	662	2820			3587	
GR CTY 1-	A		101	32	277	441
	B		87	17	281	416
	C		101	35	411	591
	D		37	11	100	164
		326	95	1069	1612	
GR CTY 2-	A		98	20	309	467
	B		149	37	408	650
	C		98	19	296	441
			345	76	1013	1558
GR CTY 3-	A		113	26	314	498
	B		82	47	468	641
	C		109	38	421	611
	D		81	24	377	539
	E		69	35	362	570
	F		62	19	361	473
	G		96	26	349	510
			612	215	2652	3792
GR CTY 4-	A		90	23	251	403
	B		100	45	323	538
	C		86	40	260	409
	D		96	33	253	419
	E		75	25	315	447
		447	166	1402	2216	

* - OFFICIAL RESULTS - *
 * - GENERAL ELECTION - NOVEMBER 3, 1998 - FRANKLIN COUNTY, OHIO - *

REPRESENTATIVE TO CONGRESS (12TH DIST)		REPRESENTATIVE TO CONGRESS (15TH DIST)			TOTAL VOTE
(Vote for 1)		(Vote for 1)			
(DEM)	(REP)	(DEM)	(REP)		
E B D R O W N A R R D S	J O A H N H N I C H R R H	A M D I L A L L M L E C L A Y	K N E E S S V I T T O R	D E P B O C C E R A H	
GRANDV - A		203	40	440	715
B		148	24	297	496
C		184	41	271	530
D		191	25	294	531
E		175	31	239	480
		901	161	1541	2752
GRVPT - A		105	20	268	427
B		104	27	204	373
C		81	29	215	355
		290	76	687	1155
HAMIL - A		134	19	210	405
B		48	14	164	249
C		100	13	226	382
D		123	20	223	399
		405	66	823	1435
HAR'RG		42	8	62	129
		42	8	62	129
HILL 1 - A		67	19	156	255
B		45	16	237	314
C		71	32	273	396
D		78	31	279	414
		261	98	945	1379
HILL 2 - A		73	26	323	438
B		52	84	351	500
C	5 32	45	22	337	465
D		74	32	337	455
		244	164	1348	1858
HILL 3 - A		94	21	154	284
B		102	26	220	372
C		73	19	170	279
D		98	20	329	478
		367	86	873	1413
HILL 4 - A		85	27	316	463
B		106	17	357	502
C		71	45	350	492
D		50	30	262	355
		312	119	1285	1812
JACK - A		121	28	266	470
B		82	30	245	387
C		79	19	302	427
D		103	53	360	563
		385	130	1173	1847

* - OFFICIAL RESULTS - *

* - GENERAL ELECTION - NOVEMBER 3, 1998 - FRANKLIN COUNTY, OHIO - *

REPRESENTATIVE TO CONGRESS (12TH DIST)			REPRESENTATIVE TO CONGRESS (15TH DIST)			TOTAL VOTE
(Vote for 1)			(Vote for 1)			
	(DEM)	(REP)	(DEM)	(REP)		
	E B D R W O A R R N D	J K O S H I N I C H R H	A M D I L L A L M L E R C L A Y	K N E S T O R	D P R Y B O R A H	
JEFF - A	106	378				502
B	97	428				539
C	128	461				614
	331	1267				1655
LOCK			16	4	45	77
			16	4	45	77
MAD - A			86	20	284	412
B			96	31	328	486
C			130	33	320	520
D			120	16	287	455
E			54	4	195	270
F			152	24	252	450
G			106	17	202	342
H			114	14	256	415
			858	159	2124	3350
MAR CL			75	20	191	298
			75	20	191	298
MIFF - A	161	140				324
B	85	109				243
	246	249	7	4	18	567
MIN PK	145	471	7	4	18	641
	145	471				641
NEW AL - A	56	309				377
B	54	274				341
C	85	336				438
	195	919				1156
NOR - A			96	18	385	529
B			60	40	365	490
C	0	4	78	34	286	421
D			61	17	224	313
	0	4	295	109	1260	1753
OBETZ - A			83	16	139	260
B			105	21	163	320
C			86	11	159	283
			274	48	461	863
PERRY - A	95	477				586
B			95	29	374	512
C			57	8	127	201
D	84	356	0	0	0	454
	179	833	152	37	501	1753

* - OFFICIAL RESULTS - *
 * - GENERAL ELECTION - NOVEMBER 3, 1998 - FRANKLIN COUNTY, OHIO - *

REPRESENTATIVE TO CONGRESS (12TH DIST)			REPRESENTATIVE TO CONGRESS (15TH DIST)			TOTAL VOTE
(Vote for 1)			(Vote for 1)			
	(DEM)	(REP)	(DEM)	(REP)		
	E B D R A W R N D	J K O A H S N I C H	A M D I A L M L C L A Y	K N E V S I T O R	D P E R B Y O C E R A H	
PLAIN -	A 51 B 76 C 55	214 212 286				275 297 355
	182	712				927
PLEAS -	A B C D E F		83 94 111 112 67 79	30 27 21 41 27 15	229 286 271 338 279 136	374 448 433 540 398 260
			546	161	1539	2453
PRAIR -	A B C D E F G H I J K L		54 160 98 142 100 130 91 102 94 62 56	19 28 23 34 24 26 10 29 20 15 30	195 304 272 336 246 280 268 177 252 147 181 164	284 534 429M 545 393 470 426 319 471 282 288 266
			1231	287	2822	4707
REYNS 1-	A 130 B 147 C 65 D 107 E 133	354 426 142 308 346				515 594 219 430 494
	582	1576				2252
REYNS 2-	A 89 B 103 C 64 D 114 E 91 F 107	297 208 191 264 240 253				401 326 265 396 345 377
	568	1453				2110
REYNS 3-	A 110 B 121 C 104 D 119	336 338 346 298				460 471 465 435
	454	1318				1831
REYNS 4-	A 87 B 81 C 101 D 88 E 44	184 161 271 280 119	0	0	0	280 251 385 381 165
	401	1015	0	0	0	1462

* - OFFICIAL RESULTS - *
 * - GENERAL ELECTION - NOVEMBER 3, 1998 - FRANKLIN COUNTY, OHIO - *

REPRESENTATIVE TO CONGRESS (12TH DIST)			REPRESENTATIVE TO CONGRESS (15TH DIST)			TOTAL VOTE
(Vote for 1)			(Vote for 1)			
(DEM)	(REP)		(DEM)	(REP)		
E B D R W O A R N D	J O A S H N I C H R		A M D I L L A M L E R C L A Y	K N E S S V I T O R	D P R Y C O R A H	
RIVERL			60	11	151	237
SHARON - A			0	1	0	426
B			114	42	267	452
116			114	43	267	878
TRURO - A			73	16	182	84
B			73	16	182	292
11			73	16	182	376
UP ARL 1- A			123	36	316	495
B			107	19	329	482
C			74	17	261	373
D			76	13	239	342
E			105	41	373	540
F			65	13	335	430
			550	139	1853	2662
UP ARL 2- A			96	19	374	517
B			29	7	189	234
C			78	23	359	479
D			100	28	426	578
E			82	19	277	394
			385	96	1625	2202
UP ARL 3- A			81	19	408	524
B			84	24	250	381
C			99	40	338	498
D			100	26	407	560
E			89	16	249	368
			453	125	1652	2331
UP ARL 4- A			79	35	294	422
B			94	31	350	497
C			119	35	318	498
D			75	23	287	404
E			81	25	392	520
			448	149	1641	2341
UP ARL 5- A			102	38	350	521
B			64	21	429	530M
C			81	16	343	461
D			53	19	318	404
E			51	17	262	338
F			62	16	373	461
			413	127	2075	2715

* - OFFICIAL RESULTS - *
 * - GENERAL ELECTION - NOVEMBER 3, 1998 - FRANKLIN COUNTY, OHIO - *

REPRESENTATIVE
TO CONGRESS
(12TH DIST)

(Vote for 1)

(DEM) (REP)

E B J K
D R O A
W A O H
A R W N S
R D N N I
D R R C
S H

REPRESENTATIVE TO
CONGRESS (15TH DIST)

(Vote for 1)

(DEM) (REP)

A M K N D P
D I L E V E S B P
A L L V I E S B Y
M L E I N T O R C E
C R O R A H
L A Y

		REPRESENTATIVE TO CONGRESS (12TH DIST)		REPRESENTATIVE TO CONGRESS (15TH DIST)			TOTAL VOTE
		(DEM)	(REP)	(DEM)	(REP)		
UP ARL 6-	A			98	30	401	547
	B			91	20	343	465
	C			69	26	327	434
	D			55	10	298	377
	E			80	17	336	442
	F			44	10	358	423
	G			66	14	389	490
				503	127	2452	3178
URB' ST				80	2	28	124
				80	2	28	124
V'VIEW				52	16	112	192
				52	16	112	192
WASH		57	246	7	6	41	376
		57	246	7	6	41	376
WESTV 1-	A	90	309				413M
	B	57	309				373
	C	78	313				399
	D	85	318				416
	E	68	314				389
		378	1563				1990
WESTV 2-	A	48	421				478
	B	73	444				523
	C	72	334				413
	D	54	341				398
	E	89	467				562
	F	95	440				542
		431	2447				2916
WESTV 3-	A	89	288				389
	B	74	261				341
	C	56	248				312
	D	93	266				371
	E	44	162				218
		356	1225				1631
WESTV 4-	A	51	355				413
	B	96	389				492
	C	55	369				429
	D	69	422				495
		271	1535				1829
WESTV 5-	A	92	284				387
	B	88	171				274
	C	73	295				378
	D	70	325				400
	E	105	390				513
		428	1465				1952

* - OFFICIAL RESULTS - *
 * - GENERAL ELECTION - NOVEMBER 3, 1998 - FRANKLIN COUNTY, OHIO - *

REPRESENTATIVE TO CONGRESS (12TH DIST)			REPRESENTATIVE TO CONGRESS (15TH DIST)			TOTAL VOTE
(Vote for 1)			(Vote for 1)			
	(DEM)	(REP)	(DEM)	(REP)		
	E B D R W O A N D	J K O S H I N C R H	A M D A L L E R C L A Y	K N E S T O R	D P R Y C E O R A H	
WHALL 1-	A 100 B 103 C 133 ----- 336	114 168 270 ----- 552				224 287 425 ----- 936
WHALL 2-	A 89 B 82 C 144 ----- 315	196 259 161 ----- 616				296 350 320 ----- 966
WHALL 3-	A 77 B 97 C 83 D 130 ----- 387	212 208 148 230 ----- 798				299 319 244 378 ----- 1240
WHALL 4-	A 123 B 125 C 170 ----- 418	225 191 240 ----- 656				361 332 421 ----- 1114
WORTH 1-	A B C D -----		113 108 104 52 ----- 377	32 23 18 12 ----- 85	263 401 360 234 ----- 1258	418 543 498 310 ----- 1769
WORTH 2-	A B C -----		117 142 135 ----- 394	31 17 41 ----- 89	237 228 334 ----- 799	413 406 540 ----- 1359
WORTH 3-	A B C D -----		104 130 89 60 ----- 383	25 33 20 15 ----- 93	346 369 290 219 ----- 1224	499 557 421 305 ----- 1782
WORTH 4-	A B C D ----- 0 ----- 0	0 0 0 0 ----- 0	118 105 69 41 ----- 333	24 24 22 7 ----- 77	263 306 272 155 ----- 996	424 450 372 221 ----- 1467

* - OFFICIAL RESULTS - *

* - GENERAL ELECTION - NOVEMBER 3, 1998 - FRANKLIN COUNTY, OHIO - *

** RECAP **	REPRESENTATIVE TO CONGRESS (12TH DIST)		REPRESENTATIVE TO CONGRESS (15TH DIST)			TOTAL VOTE
	(Vote for 1)		(Vote for 1)			
	(DEM)	(REP)	(DEM)	(REP)	(REP)	
	E B D R O W O W A W N R N D S	J K O A H S N I C H R H	A M D I A L M L E R C L A Y	K N E R S T O R N R	D P E R Y B O C K E R A H	
BEXLEY 1-	357	825				1232
BEXLEY 2-	358	869				1282
BEXLEY 3-	411	939				1414
BEXLEY 4-	383	697				1118
	1509	3330	0	0	0	5046
BLEND -	499	1747	1	0	2	2312
	499	1747	1	0	2	2312
BROWN -			174	39	573	818
	0	0	174	39	573	818
CAN W -			235	55	962	1313
	0	0	235	55	962	1313
CLINT -	46	61	250	59	445	925
	46	61	250	59	445	925
COLS 01-			433	59	461	1022
COLS 02-	66	31	790	103	974	2082
COLS 03-	700	295	108	10	102	1338
COLS 04-	761	156	0	0	0	1056
COLS 05-	904	130				1228
COLS 06-	1486	336				2167
COLS 07-	1052	180				1495
COLS 08-	301	237	268	20	378	1307
COLS 09-	127	128	105	22	124	544
COLS 10-	182	95	1167	289	3140	5156
COLS 11-			590	117	1068	1890
COLS 12-	455	202	68	7	39	859
COLS 13-	611	102	1	0	3	910
COLS 14-	55	29	782	58	563	1592
COLS 15-			226	34	385	675
COLS 16-	58	48	451	64	284	989

* - OFFICIAL RESULTS - *

* - GENERAL ELECTION - NOVEMBER 3, 1998 - FRANKLIN COUNTY, OHIO - *

REPRESENTATIVE TO CONGRESS (12TH DIST)

** RECAP **

(Vote for 1)
 (DEM) (REP)

EBB JKA
 DRW OHAS
 WOWN HNICH
 ARRN RCH
 D
 S

REPRESENTATIVE TO CONGRESS (15TH DIST)

(Vote for 1)
 (DEM) (REP)

AMK DP
 DIL KE ERY
 AL E VST BY
 MLE ITOR OR
 CLR NR C
 LAH
 AY

	(DEM)	(REP)	(DEM)	(REP)	(REP)	TOTAL VOTE
COLS 17-	1212	212	6	0	7	1698
COLS 18-			1048	157	877	2191
COLS 19-			1366	243	2295	4180
COLS 20-			675	129	763	1652
COLS 21-			927	203	1863	3220
COLS 22-			979	179	2217	3653
COLS 23-	288	279	333	48	445	1536
COLS 24-	185	100	486	64	622	1585
COLS 25-	1898	406				2672
COLS 26-	651	260				1055
COLS 27-	970	1099				2196
COLS 28-	1681	857				2820
COLS 29-	111	35	358	23	404	1049
COLS 30-			536	113	1268	2059
COLS 31-	334	93	301	50	469	1357
COLS 32-			495	130	948	1665
COLS 33-			987	122	1114	2353
COLS 34-	123	158	736	78	1052	2292
COLS 35-	1193	228				1639
COLS 36-			660	121	1261	2191
COLS 37-	91	76	323	49	571	1227
COLS 38-	116	51	258	34	326	866
COLS 39-			240	30	175	483
COLS 40-			343	36	271	711
COLS 41-			228	38	240	543
COLS 42-	367	271	208	24	377	1330
COLS 43-			556	108	1022	1794
COLS 44-	1213	683	381	61	628	3208
COLS 45-			1304	160	2021	3668

* - OFFICIAL RESULTS - *

* - GENERAL ELECTION - NOVEMBER 3, 1998 - FRANKLIN COUNTY, OHIO - *

REPRESENTATIVE
TO CONGRESS
(12TH DIST)

** RECAP **

(Vote for 1)

(DEM) (REP)

E B J K
D R O A
W O H I
A W N S
R R N I
D R C H
S

COLS 46-	1014	1918
COLS 47-	907	998
COLS 48-	989	527
COLS 49-		
COLS 50-	700	121
COLS 51-	956	258
COLS 52-	528	464
COLS 53-	797	2081
COLS 54-	618	1200
COLS 55-	779	242
COLS 56-	1772	677
COLS 57-		
COLS 58-	12	5
COLS 59-		
COLS 60-		
COLS 61-	486	882
COLS 62-	810	1830
COLS 63-		
COLS 64-		
COLS 65-	119	484
COLS 66-	485	1413
COLS 67-		
COLS 68-		
COLS 69-	176	793
COLS 70-		
COLS 71-	836	2830
COLS 72-	113	522
COLS 73-	732	2249
COLS 74-	445	1818
-----	30465	28089

REPRESENTATIVE TO
CONGRESS (15TH DIST)

(Vote for 1)

(DEM) (REP)

A M K N D P
D I L E S B
A L L V I S T O R Y
M L E N T O R B O R C
C L E R N O R A H
L A
Y

218	20	327
5	0	15
70	7	87
677	100	1075
75	14	154
0	0	2
571	100	982
59	6	87
118	13	182
5	0	14
889	187	2058
949	168	2010
528	78	1317
617	152	2095
118	14	173
782	179	2619
545	137	2023
428	85	1372
1069	210	2663
432	23	449
469	185	1723
545	125	1491
315	78	1512
134	21	419
-----	-----	-----
28341	4885	53606

TOTAL
VOTE

3645
2058
1843
2006
1267
1446
2809
3159
2231
1148
2773
3314
3412
2056
3003
1421
3060
3806
2877
2587
1974
4284
960
3499
2290
3785
2626
3052
2966

156554

* - OFFICIAL RESULTS - *

* - GENERAL ELECTION - NOVEMBER 3, 1998 - FRANKLIN COUNTY, OHIO - *

** RECAP **	REPRESENTATIVE TO CONGRESS (12TH DIST)		REPRESENTATIVE TO CONGRESS (15TH DIST)			TOTAL VOTE
	(Vote for 1)		(Vote for 1)			
	(DEM)	(REP)	(DEM)	(REP)	(REP)	
	K B D R W O A W R N D	J K O A H S N I C H R H	A M D I A L M L E R C L A Y	K N E E V S I T O R	D P E R B Y O C R E A H	
DUBLIN 1-	397	2466	39	4	95	3092
DUBLIN 2-	415	1796				2295
DUBLIN 3-	58	473				543
DUBLIN 4-	351	2260				2720
	1221	6995	39	4	95	8650
FRANK -	19	17	723	138	1248	2376
	19	17	723	138	1248	2376
GAH 1-	643	1837				2600
GAH 2-	545	1793				2451
GAH 3-	666	2158				2927
GAH 4-	662	2820				3587
	2516	8608	0	0	0	11565
GR CTY 1-			326	95	1069	1612
GR CTY 2-			345	76	1013	1558
GR CTY 3-			612	215	2652	3792
GR CTY 4-			447	166	1402	2216
	0	0	1730	552	6136	9178
GRANDV -			901	161	1541	2752
	0	0	901	161	1541	2752
GRVPT -			290	76	687	1155
	0	0	290	76	687	1155
HAMIL -			405	66	823	1435
	0	0	405	66	823	1435
HAR'RG			42	8	62	129
	0	0	42	8	62	129
HILL 1-			261	98	945	1379
HILL 2-	5	32	244	164	1348	1858
HILL 3-			367	86	873	1413
HILL 4-			312	119	1285	1812
	5	32	1184	467	4451	6462

* - OFFICIAL RESULTS - *
 * - GENERAL ELECTION - NOVEMBER 3, 1998 - FRANKLIN COUNTY, OHIO - *

** RECAP **	REPRESENTATIVE TO CONGRESS (12TH DIST)		REPRESENTATIVE TO CONGRESS (15TH DIST)			TOTAL VOTE
	(Vote for 1)		(Vote for 1)			
	(DEM)	(REP)	(DEM)	(REP)	(REP)	
	E B D R O W A W R N D S	J K O A H S N I C H R H	A M D I L A M L E R C L A Y	K E S V I T O R	D P E R Y B O Y C E R A H	
JACK -	0	0	385	130	1173	1847
JEFF -	331	1267	385	130	1173	1847
LOCK -	0	0	0	0	0	1655
MAD -	0	0	16	4	45	1655
MAR CL -	0	0	16	4	45	77
MIFF -	246	249	858	159	2124	77
MIN PK -	145	471	858	159	2124	3350
NEW AL -	195	919	75	20	191	3350
NOR -	0	4	75	20	191	298
OBETZ -	0	4	7	4	18	298
PERRY -	179	833	7	4	18	567
PLAIN -	182	712	7	4	18	567
PLEAS -	0	0	0	0	0	641
PRAIR -	0	0	0	0	0	641
REYNS 1 -	582	1576	295	109	1260	1156
			295	109	1260	1156
			274	48	461	1753
			274	48	461	1753
			152	37	501	1753
			152	37	501	1753
			0	0	0	927
			0	0	0	927
			546	161	1539	2453
			546	161	1539	2453
			1231	287	2822	4707
			1231	287	2822	4707
						2252

* - OFFICIAL RESULTS - *

* - GENERAL ELECTION - NOVEMBER 3, 1998 - FRANKLIN COUNTY, OHIO - *

** RECAP **	REPRESENTATIVE TO CONGRESS (12TH DIST)		REPRESENTATIVE TO CONGRESS (15TH DIST)			TOTAL VOTE
	(Vote for 1)		(Vote for 1)			
	(DEM)	(REP)	(DEM)	(REP)	(REP)	
	E B D R O W A W R N D	J K O A H S I N I C R H	A M D I L A L L M L E R C L A Y	K N E V I N T O R	D P R Y B O R A H	
REYNS 2-	568	1453				2110
REYNS 3-	454	1318				1831
REYNS 4-	401	1015	0	0	0	1462
	2005	5362	0	0	0	7655
RIVERL			60	11	151	237
	0	0	60	11	151	237
SHARON	116	295	114	43	267	878
	116	295	114	43	267	878
TRURO	11	70	73	16	182	376
	11	70	73	16	182	376
UP ARL 1-			550	139	1853	2662
UP ARL 2-			385	96	1625	2202
UP ARL 3-			453	125	1652	2331
UP ARL 4-			448	149	1641	2341
UP ARL 5-			413	127	2075	2715
UP ARL 6-			503	127	2452	3178
	0	0	2752	763	11298	15429
URB' ST			80	2	28	124
	0	0	80	2	28	124
V'VIEW			52	16	112	192
	0	0	52	16	112	192
WASH	57	246	7	6	41	376
	57	246	7	6	41	376
WESTV 1-	378	1563				1990
WESTV 2-	431	2447				2916
WESTV 3-	356	1225				1631
WESTV 4-	271	1535				1829
WESTV 5-	428	1465				1952
	1864	8235	0	0	0	10318
WHALL 1-	336	552				936

* - OFFICIAL RESULTS - *

* - GENERAL ELECTION - NOVEMBER 3, 1998 - FRANKLIN COUNTY, OHIO - *

REPRESENTATIVE TO CONGRESS (12TH DIST)

** RECAP **

(Vote for 1)

	(DEM)	(REP)
	E B D R W O A W R N D	J K O H A S N I C H R H
	S	.
WHALL 2-	315	616
WHALL 3-	387	798
WHALL 4-	418	656
	1456	2622
WORTH 1-		
WORTH 2-		
WORTH 3-		
WORTH 4-	0	0
	0	0

REPRESENTATIVE TO CONGRESS (15TH DIST)

(Vote for 1)

(DEM) (REP)

(DEM)	(REP)	(REP)
A M D I A L M L M E C L L A Y	K N E S T O R	D P R Y C E D E B Y O R A H
0	0	0
377	85	1258
394	89	799
383	93	1224
333	77	996
1487	344	4277

TOTAL VOTE

966
1240
1114
4256
1769
1359
1782
1467
6377

* - OFFICIAL RESULTS - *

* - GENERAL ELECTION - NOVEMBER 3, 1998 - FRANKLIN COUNTY, OHIO - *

REPRESENTATIVE TO CONGRESS (12TH DIST)

(Vote for 1)

** RECAP **	(DEM)	(REP)
	E B D R W O A W R N D	J K O A H S N I C H R H
	S	.

TOTALS:		
POLL TOTAL	43067	70164
ABSENTEE	3496	5442

SUBTOTAL	46563	75606
DEL'RE CO.	6882	27867
LICK'G CO.	7249	20724

GRAND TOTAL	60694	124197

REPRESENTATIVE TO CONGRESS (15TH DIST)

(Vote for 1)

** RECAP **	(DEM)	(REP)
	A M D I A L M L E R C L A Y	K N E S V I T O R R D E B Y O R C E A H

TOTALS:		
POLL TOTAL	42779	8670 97121
ABSENTEE	3825	647 8480

SUBTOTAL	46604	9317 105601
MA'SON CO.	2376	619 7296
PICK'Y CO.	354	60 949

GRAND TOTAL	49334	9996 113846

TOTAL VOTE

278935
23591
302526
0
0
302526