

- OFFICIAL RESULTS -GENERAL ELECTION - NOVEMBER 5, 2002 -  
FRANKLIN COUNTY, OHIO


ABSTRACT OF VOTES CAST AT THE GENERAL ELECTION  
HELD ON TUESDAY NOVEMBER 5, 2002 IN FRANKLIN COUNTY, OHIO


STATE OF OHIO

FRANKLIN COUNTY, SS:

WE DO HEREBY CERTIFY THE FOREGOING RESULTS AS THEY APPEAR BY THE OFFICIAL RETURNS OF THE PRECINCTS IN FRANKLIN COUNTY, STATE OF OHIO, DULY RETURNED TO, FILED, OPENED, CANVASSED, AND NOW ON FILE IN THE OFFICE OF THE FRANKLIN COUNTY BOARD OF ELECTIONS, CITY OF COLUMBUS, FRANKLIN COUNTY, STATE OF OHIO, OF THE GENERAL ELECTION HELD ON TUESDAY, NOVEMBER 5, 2002.


WITNESS OUR OFFICIAL SIGNATURES MADE IN THE OFFICE OF THE FRANKLIN COUNTY BOARD OF ELECTIONS, CITY OF COLUMBUS, FRANKLIN COUNTY, STATE OF OHIO, THIS 21<sup>st</sup> DAY OF NOVEMBER 2002 A.D.

  
WILLIAM A. ANTHONY, JR., CHAIRMAN

  
KEITH MCNAMARA

  
CAROLYN C. PETREE

  
DENNIS L. WHITE

ATTEST:   
GUY L. REECE, II, DIRECTOR

Official Abstract of Votes - General Election - November 5, 2002  
Franklin County, Ohio

Public Count: 285685

**\*\* OFFICES \*\***

**GOVERNOR AND LT GOV**

**Pages: 1 - 38**

JOHN A. EASTMAN, Governor: (IND)	11,465	4.13%
TIMOTHY F. HAGAN, Governor: (DEM)	108,778	39.23%
BOB TAFT, Governor: (REP)	156,712	56.51%
Write-In	354	0.13%

**ATTORNEY GENERAL**

**Pages: 1 - 38**

LEIGH HERINGTON (DEM)	98,721	36.44%
JIM PETRO (REP)	172,230	63.56%

**AUDITOR OF STATE**

**Pages: 1 - 38**

BETTY MONTGOMERY (REP)	173,918	64.36%
HELEN KNIPE SMITH (DEM)	96,312	35.64%

**SECRETARY OF STATE**

**Pages: 1 - 38**

J. KENNETH BLACKWELL (REP)	161,968	61.03%
BRYAN FLANNERY (DEM)	103,438	38.97%

**TREASURER OF STATE**

**Pages: 1 - 38**

MARY O. BOYLE (DEM)	121,953	45.55%
JOSEPH T. DETERS (REP)	145,722	54.43%
Write-In	57	0.02%

**REP TO CONGRESS (07th Dist)**

**Pages: 1 - 38**

KARA ANASTASIO (DEM)	7,625	40.78%
FRANK A. DODEN (IND)	1,268	6.78%
DAVE HOBSON (REP)	9,807	52.44%

**REP TO CONGRESS (12th Dist)**

**Pages: 39 - 76**

EDWARD S. BROWN (DEM)	64,705	35.61%
PAT TIBERI (REP)	116,982	64.39%

**REP TO CONGRESS (15th Dist)**

**Pages: 39 - 76**

MARK P. BROWN (DEM)	54,286	33.41%
DEBORAH PRYCE (REP)	108,193	66.59%

**STATE SENATOR (03rd Dist)**

**Pages: 39 - 76**

DAVID GOODMAN (REP)	56,989	57.82%
DEBRA A. PAYNE (DEM)	41,580	42.18%

**STATE SENATOR (15th Dist)**

**Pages: 39 - 76**

LORENA LACEY (REP)	18,497	26.96%
RAY MILLER (DEM)	50,119	73.04%

**STATE REPRESENTATIVE (19th Dist)**

**Pages: 39 - 76**

LARRY L. FLOWERS (REP)	21,819	65.22%
MARY E. WHITE (DEM)	11,633	34.78%

**STATE REPRESENTATIVE (20th Dist)**

**Pages: 39 - 76**

FRAN E. DENNIS (DEM)	12,788	39.07%
JIM MCGREGOR (REP)	19,940	60.93%

**STATE REPRESENTATIVE (21st Dist)**

**Pages: 39 - 76**

LINDA REIDELBACH (REP)	16,998	54.90%
LORI M. TYACK (DEM)	13,964	45.10%

**STATE REPRESENTATIVE (22nd Dist)**

**Pages: 77 - 114**

ALAN E. AMSTUTZ	1,124	3.07%
JIM HUGHES (REP)	23,883	65.26%
KENNETH B. SCHWEICKART (DEM)	11,592	31.67%

**STATE REPRESENTATIVE (23rd Dist)**

**Pages: 77 - 114**

LARRY WOLPERT (REP)	24,370	100.00%
---------------------	--------	---------

**STATE REPRESENTATIVE (24th Dist)**

**Pages: 77 - 114**

PATRICK W. BYRNE (DEM)	13,259	39.85%
GEOFFREY C. SMITH (REP)	20,012	60.15%

**STATE REPRESENTATIVE (25th Dist)**

**Pages: 77 - 114**

DAVID A. DOBOS (REP)	10,008	44.79%
DAN STEWART (DEM)	12,338	55.21%

**STATE REPRESENTATIVE (26th Dist)**

**Pages: 77 - 114**

LIONEL JONES (REP)	5,421	21.29%
LARRY PRICE (DEM)	20,043	78.71%

**STATE REPRESENTATIVE (27th Dist)**

**Pages: 77 - 114**

JOYCE BEATTY (DEM)	16,786	82.41%
STEPHEN A. REINHARDT (REP)	3,583	17.59%

**COUNTY COMMISSIONER**

**Pages: 77 - 114**

MARYELLEN O'SHAUGHNESSY (DEM)	132,855	49.02%
-------------------------------	---------	--------

Official Abstract of Votes - General Election - November 5, 2002  
Franklin County, Ohio

Public Count: 285685					
DEWEY R. STOKES (REP)	138,171	50.98%	JENNIFER L. BRUNNER	109,713	51.81%
			MICHAEL J. HOLBROOK	102,050	48.19%
<b>COUNTY AUDITOR</b>			<b>Pages: 115 - 152</b>		
WILLIAM G. MCCARTY (DEM)	97,990	36.68%	<b>JUDGE CT OF COM PL(DR DIV) (FTC1-2-03)</b>		
JOE TESTA (REP)	169,145	63.32%	DANA SUZANNE PREISSE	172,045	100.00%
<b>PAGES: 115 - 152</b>			<b>PAGES: 153 - 190</b>		
<b>COUNTY TREASURER (UTE9-5-05)</b>			<b>JUDGE CT OF COM PL(DR DIV) (UTE1-4-05)</b>		
RICHARD CORDRAY (DEM)	134,528	50.61%	KIM A. BROWNE	121,733	57.80%
WADE STEEN (REP)	131,296	49.39%	PATSY A. THOMAS	88,884	42.20%
<b>PAGES: 115 - 152</b>			<b>PAGES: 153 - 190</b>		
<b>JUSTICE OF SUPREME CT (FTC1-1-03)</b>			<b>JUDGE CT OF COM PL(PR DIV) (FTC2-9-03)</b>		
TIM BLACK	110,900	43.15%	LAWRENCE A. BELSKIS	119,554	55.55%
MAUREEN O'CONNOR	146,104	56.85%	ADAM MILLER	95,667	44.45%
<b>PAGES: 115 - 152</b>			<b>PAGES: 153 - 190</b>		
<b>JUSTICE OF SUPREME CT (FTC1-2-03)</b>			<b>OBETZ CHARTER COMMISSION</b>		
JANET R. BURNSIDE	108,469	42.48%	FRED ALTEVOGT	238	4.35%
EVELYN L. STRATTON	146,847	57.52%	ROLAND P. CARMAN	287	5.24%
<b>PAGES: 115 - 152</b>			<b>PAGES: 191 - 192</b>		
<b>JUDGE CT OF AP (10th Dist) (FTC2-9-03)</b>			DONNA C. COLLIER		
DEBORAH P. O'NEILL	110,419	46.09%	GENEVA M. CRABTREE	360	6.57%
CHARLES R. PETREE	129,155	53.91%	TRUDY EHRENBORG	282	5.15%
<b>PAGES: 115 - 152</b>			MELVIN HANN		
<b>JUDGE CT OF AP (10th Dist) (FTC7-1-03)</b>			RALPH E. HUBNER		
LISA L. SADLER	129,295	54.48%	ROY L. JACKSON	275	5.02%
GARY TYACK	108,013	45.52%	BOB JONES	330	6.03%
<b>PAGES: 115 - 152</b>			SUSAN ANN KING		
<b>JUDGE CT OF AP (10th Dist) (UTE2-8-05)</b>			PAULA S. KIRK		
MARK S. FROEHLICH	97,312	44.85%	EDWARD W. MORGAN	285	5.20%
WILLIAM A. KLATT	119,665	55.15%	KELLY R. MULLINS	308	5.62%
<b>PAGES: 115 - 152</b>			MARK RINEHART		
<b>JUDGE CT OF COM PL (FTC1-1-03)</b>			SHERRY ROBISON		
DANIEL T. HOGAN	154,319	72.27%	TRINA R. SMITH	254	4.64%
JOSEPH MAS	59,222	27.73%	PAUL C. STIMPFL	363	6.63%
<b>PAGES: 115 - 152</b>			ANNE WARNER		
<b>JUDGE CT OF COM PL (FTC2-9-03)</b>			358 6.54%		
DAVID W. FAIS	179,395	100.00%	<b>** QUESTIONS AND ISSUES **</b>		
<b>PAGES: 153 - 190</b>			<b>STATE ISSUE (ISSUE #1)</b>		
<b>JUDGE CT OF COM PL (FTC7-1-03)</b>			<b>PAGES: 195 - 232</b>		
JOHN P. JOHNSON, II	82,134	40.20%	YES	109,631	41.43%
RICHARD S. SHEWARD	122,165	59.80%	NO	155,015	58.57%
<b>PAGES: 153 - 190</b>			<b>COLS CSD PROP BND ISS&amp;TX LVY (ISSUE #3)</b>		
<b>JUDGE CT OF COM PL (FTC7-2-03)</b>			<b>PAGES: 195 - 232</b>		
			FOR	57,296	54.32%

Official Abstract of Votes - General Election - November 5, 2002  
Franklin County, Ohio

<b>Public Count:</b>	<b>285685</b>		
<b>AGAINST</b>	48,186	45.68%	
<hr/>			
<b>GRANDV HGTS LIBR PROP TX LVY (REP) (ISS#4)</b>	<b>Pages: 195 - 232</b>		
FOR	2,679	76.98%	
AGAINST	801	23.02%	
<hr/>			
<b>GRANDVIEW HGTS CSD PROP TAX LEVY (ISSUE#5)</b>	<b>Pages: 195 - 232</b>		
FOR	2,069	59.25%	
AGAINST	1,423	40.75%	
<hr/>			
<b>GROVEPORT MAD LSD PROP BND ISS (ISSUE#6)</b>	<b>Pages: 195 - 232</b>		
FOR	4,313	48.49%	
AGAINST	4,581	51.51%	
<hr/>			
<b>HILLIARD CSD PROP BOND ISSUE(ISSUE#7)</b>	<b>Pages: 195 - 232</b>		
FOR	10,395	49.77%	
AGAINST	10,489	50.23%	
<hr/>			
<b>REYNOLDSBURG CSD PROP BND ISS (ISSUE#8)</b>	<b>Pages: 195 - 232</b>		
FOR	5,111	51.22%	
AGAINST	4,868	48.78%	
<hr/>			
<b>SOUTHWEST PUB LIBR PROP TX LVY (ISS#9)</b>	<b>Pages: 195 - 232</b>		
FOR	11,109	45.75%	
AGAINST	13,173	54.25%	
<hr/>			
<b>WESTERVILLE CSD PROP TX LVY (REP) (ISS#10)</b>	<b>Pages: 233 - 260</b>		
FOR	13,176	50.73%	
AGAINST	12,796	49.27%	
<hr/>			
<b>WESTERVILLE PUB LIBR PROP TX LVY (ISS#11)</b>	<b>Pages: 233 - 260</b>		
FOR	13,124	50.48%	
AGAINST	12,874	49.52%	
<hr/>			
<b>CANAL WINCH JT REC DIST PROP TX LVY(ISS#14)</b>	<b>Pages: 233 - 260</b>		
FOR	1,215	33.22%	
AGAINST	2,442	66.78%	
<hr/>			
<b>NEW ALBANY PL LOC JT PK DIST BOND(ISS#15)</b>	<b>Pages: 233 - 260</b>		
FOR	1,822	47.29%	
AGAINST	2,031	52.71%	
<hr/>			
<b>UPPER ARL JT REC DIST PROP TX LVY(ISS#16)</b>	<b>Pages: 233 - 260</b>		
FOR	6,365	37.86%	
AGAINST	10,447	62.14%	
<hr/>			
<b>COLS REF ON ORD#0754-02 (BY PET) (ISS#18)</b>	<b>Pages: 233 - 260</b>		
FOR	58,297	38.31%	
AGAINST	93,856	61.69%	
<hr/>			
<b>BEXLEY PROP ORDINANCE (ISSUE #19)</b>	<b>Pages: 233 - 260</b>		
YES	3,486	74.31%	
NO	1,205	25.69%	
<hr/>			
<b>BEXLEY PROP TAX LEVY (ISSUE #20)</b>	<b>Pages: 233 - 260</b>		
FOR	2,624	52.61%	
AGAINST	2,364	47.39%	
<hr/>			
<b>LOCAL OPTION COLUMBUS 06-A (ISSUE #21A)</b>	<b>Pages: 261 - 262</b>		
YES	158	50.00%	
NO	158	50.00%	
<hr/>			
<b>LOCAL OPTION COLUMBUS 06-A (ISSUE #22A)</b>	<b>Pages: 261 - 262</b>		
YES	168	52.83%	
NO	150	47.17%	
<hr/>			
<b>LOCAL OPTION COLUMBUS 06-A (ISSUE #23A)</b>	<b>Pages: 261 - 262</b>		
YES	175	55.73%	
NO	139	44.27%	
<hr/>			
<b>LOCAL OPTION COLUMBUS 06-A (ISSUE #24A)</b>	<b>Pages: 261 - 262</b>		
YES	166	54.79%	
NO	137	45.21%	
<hr/>			
<b>LOCAL OPTION COLUMBUS 06-A (ISSUE #25A)</b>	<b>Pages: 261 - 262</b>		
YES	157	48.76%	
NO	165	51.24%	
<hr/>			
<b>LOCAL OPTION COLUMBUS 06-A (ISSUE #26A)</b>	<b>Pages: 261 - 262</b>		
YES	173	56.17%	
NO	135	43.83%	
<hr/>			
<b>LOCAL OPTION COLUMBUS 06-A (ISSUE #27A)</b>	<b>Pages: 261 - 262</b>		
YES	173	54.75%	

Official Abstract of Votes - General Election - November 5, 2002  
Franklin County, Ohio

<b>Public Count:</b>	<b>285685</b>		
<b>NO</b>	143	45.25%	
<hr/>			
<b>LOCAL OPTION COLUMBUS 06-A (ISSUE #28A)</b>	<b>Pages: 261 - 262</b>		
YES	171	53.44%	
NO	149	46.56%	
<hr/>			
<b>LOCAL OPTION COLUMBUS 06-A (ISSUE #29A)</b>	<b>Pages: 263 - 264</b>		
YES	160	51.28%	
NO	152	48.72%	
<hr/>			
<b>LOCAL OPTION COLUMBUS 06-A (ISSUE #30A)</b>	<b>Pages: 263 - 264</b>		
YES	173	54.23%	
NO	146	45.77%	
<hr/>			
<b>LOCAL OPTION COLUMBUS 06-A (ISSUE #31A)</b>	<b>Pages: 263 - 264</b>		
YES	169	53.65%	
NO	146	46.35%	
<hr/>			
<b>LOCAL OPTION COLUMBUS 12-A (ISSUE #32b)</b>	<b>Pages: 263 - 264</b>		
YES	85	47.49%	
NO	94	52.51%	
<hr/>			
<b>LOCAL OPTION COLUMBUS 17-D (ISSUE #33A)</b>	<b>Pages: 263 - 264</b>		
YES	57	18.63%	
NO	249	81.37%	
<hr/>			
<b>LOCAL OPTION COLUMBUS 17-D (ISSUE #33b)</b>	<b>Pages: 263 - 264</b>		
YES	55	18.15%	
NO	248	81.85%	
<hr/>			
<b>LOCAL OPTION COLUMBUS 27-E (ISSUE #34A)</b>	<b>Pages: 263 - 264</b>		
YES	134	38.73%	
NO	212	61.27%	
<hr/>			
<b>LOCAL OPTION COLUMBUS 27-E (ISSUE #34B)</b>	<b>Pages: 263 - 264</b>		
YES	131	38.42%	
NO	210	61.58%	
<hr/>			
<b>LOCAL OPTION COLUMBUS 27-E (ISSUE #35A)</b>	<b>Pages: 265 - 266</b>		
YES	135	39.71%	
NO	205	60.29%	
<hr/>			
<b>LOCAL OPTION COLUMBUS 27-E (ISSUE #35B)</b>	<b>Pages: 265 - 266</b>		
YES	120	35.71%	
NO	216	64.29%	
<hr/>			
<b>LOCAL OPTION COLUMBUS 27-E (ISSUE #35C)</b>	<b>Pages: 265 - 266</b>		
YES	122	36.53%	
NO	212	63.47%	
<hr/>			
<b>LOCAL OPTION COLUMBUS 27-E (ISSUE #35D)</b>	<b>Pages: 265 - 266</b>		
YES	138	41.07%	
NO	198	58.93%	
<hr/>			
<b>LOCAL OPTION COLUMBUS 29-C (ISSUE #36b)</b>	<b>Pages: 265 - 266</b>		
YES	122	44.20%	
NO	154	55.80%	
<hr/>			
<b>LOCAL OPTION COLUMBUS 44-H (ISSUE #37A)</b>	<b>Pages: 265 - 266</b>		
YES	232	56.59%	
NO	178	43.41%	
<hr/>			
<b>LOCAL OPTION COLUMBUS 44-H (ISSUE #37b)</b>	<b>Pages: 265 - 266</b>		
YES	221	53.64%	
NO	191	46.36%	
<hr/>			
<b>LOCAL OPTION COLUMBUS 45-C (ISSUE #38b)</b>	<b>Pages: 265 - 266</b>		
YES	182	45.16%	
NO	221	54.84%	
<hr/>			
<b>LOCAL OPTION COLUMBUS 47-F (ISSUE #39A)</b>	<b>Pages: 267 - 268</b>		
YES	60	33.71%	
NO	118	66.29%	
<hr/>			
<b>LOCAL OPTION COLUMBUS 47-F (ISSUE #39b)</b>	<b>Pages: 267 - 268</b>		
YES	50	27.32%	
NO	133	72.68%	
<hr/>			
<b>LOCAL OPTION COLUMBUS 48-D (ISSUE #40A)</b>	<b>Pages: 267 - 268</b>		
YES	109	23.54%	
NO	354	76.46%	
<hr/>			
<b>LOCAL OPTION COLUMBUS 48-D (ISSUE #40B)</b>	<b>Pages: 267 - 268</b>		
YES	92	20.13%	

Official Abstract of Votes - General Election - November 5, 2002  
Franklin County, Ohio

Public Count:		285685	
NO	365	79.87%	
<b>LOCAL OPTION COLUMBUS 48-D (ISSUE #41A) Pages: 267 - 268</b>			
YES	103	22.34%	
NO	358	77.66%	
<b>LOCAL OPTION COLUMBUS 48-D (ISSUE #41B) Pages: 267 - 268</b>			
YES	93	20.71%	
NO	356	79.29%	
<b>LOCAL OPTION COLUMBUS 48-D (ISSUE #41C) Pages: 267 - 268</b>			
YES	96	21.24%	
NO	356	78.76%	
<b>LOCAL OPTION COLUMBUS 48-D (ISSUE #41D) Pages: 267 - 268</b>			
YES	102	22.52%	
NO	351	77.48%	
<b>LOCAL OPTION COLUMBUS 48-F (ISSUE #42A) Pages: 269 - 270</b>			
YES	110	31.16%	
NO	243	68.84%	
<b>LOCAL OPTION COLUMBUS 48-F (ISSUE #42B) Pages: 269 - 270</b>			
YES	92	26.44%	
NO	256	73.56%	
<b>LOCAL OPTION COLUMBUS 48-F (ISSUE #43A) Pages: 269 - 270</b>			
YES	110	31.25%	
NO	242	68.75%	
<b>LOCAL OPTION COLUMBUS 48-F (ISSUE #43B) Pages: 269 - 270</b>			
YES	100	29.41%	
NO	240	70.59%	
<b>LOCAL OPTION COLUMBUS 48-F (ISSUE #43C) Pages: 269 - 270</b>			
YES	94	27.41%	
NO	249	72.59%	
<b>LOCAL OPTION COLUMBUS 48-F (ISSUE #43D) Pages: 269 - 270</b>			
YES	103	30.56%	
NO	234	69.44%	
<b>LOCAL OPTION COLUMBUS 58-G (ISSUE #44b) Pages: 269 - 270</b>			
YES	141	41.35%	
NO	200	58.65%	
<b>LOCAL OPTION COLUMBUS 58-G (ISSUE #45b) Pages: 269 - 270</b>			
YES	159	44.79%	
NO	196	55.21%	
<b>LOCAL OPTION DUBLIN 2-G (ISSUE #46b) Pages: 271 - 274</b>			
YES	155	52.54%	
NO	140	47.46%	
<b>HILLIARD PROP CHAR AMEND (BY PET) (ISS#47) Pages: 271 - 274</b>			
YES	3,390	42.65%	
NO	4,559	57.35%	
<b>LOCAL OPTION UPPER ARL 2-B (ISSUE #48B) Pages: 271 - 274</b>			
YES	126	51.85%	
NO	117	48.15%	
<b>LOCAL OPTION UPPER ARL 2-B (ISSUE #49a) Pages: 271 - 274</b>			
YES	132	53.66%	
NO	114	46.34%	
<b>WESTERVILLE PROP TAX LEVY (ISSUE #50) Pages: 271 - 274</b>			
FOR	7,180	55.50%	
AGAINST	5,756	44.50%	
<b>LOCAL OPTION WESTERV' 3-E (ISSUE #51A) Pages: 271 - 274</b>			
YES	97	44.70%	
NO	120	55.30%	
<b>LOCAL OPTION WORTH 2-B (ISSUE #52b) Pages: 271 - 274</b>			
YES	298	73.95%	
NO	105	26.05%	
<b>MINERVA PARK PROP TX LVY (REP) (ISS#54) Pages: 271 - 274</b>			
FOR	430	74.52%	
AGAINST	147	25.48%	
<b>OBETZ PROP CHARTER COMMISSION (ISSUE #55) Pages: 275 - 277</b>			
YES	414	56.17%	

Official Abstract of Votes - General Election - November 5, 2002  
Franklin County, Ohio

Public Count: 285685

NO	323	43.83%
<b>BLENDON TWP PROP TAX LEVY (ISSUE #57) Pages: 275 - 277</b>		
FOR	1,422	63.91%
AGAINST	803	36.09%
<b>CLINTON TWP PROP TAX LEVY (REN) (ISS#58) Pages: 275 - 277</b>		
FOR	529	67.56%
AGAINST	254	32.44%
<b>MADISON TWP RD DIST PROP TX LVY (ISS#59) Pages: 275 - 277</b>		
FOR	1,430	42.05%
AGAINST	1,971	57.95%
<b>MADISON TWP PROP TX LVY (POLICE) (ISS#60) Pages: 275 - 277</b>		
FOR	2,669	41.13%
AGAINST	3,820	58.87%
<b>MADISON TWP PROP TXLVY (REP)(FIRE) (ISS#61) Pages: 275 - 277</b>		
FOR	3,427	52.59%
AGAINST	3,089	47.41%
<b>LOCAL OPTION MADISON-D (ISSUE #62A) Pages: 275 - 277</b>		
YES	206	42.74%
NO	276	57.26%
<b>MIFFLIN TWP RD DIST PROP TX LVY (ISS#63) Pages: 275 - 277</b>		
FOR	183	38.94%
AGAINST	287	61.06%
<b>NORWICH TWP POL DIST PROP TX LVY (ISS#64) Pages: 278 - 280</b>		
FOR	912	53.96%
AGAINST	778	46.04%
<b>SHARON TWP POL DIST PROP TX LVY (ISS#65) Pages: 278 - 280</b>		
FOR	524	62.38%
AGAINST	316	37.62%
<b>TRURO TWP PROP TAX LEVY (ISSUE #66) Pages: 278 - 280</b>		
FOR	4,366	58.75%
AGAINST	3,066	41.25%

<b>MADISON-PLAINS LSD PROP TAX LEVY Pages: 278 - 280</b>		
FOR	44	52.38%
AGAINST	40	47.62%
<b>PICKERINGTON LSD PROP BND ISS AND TX LVY Pages: 278 - 280</b>		
FOR	33	44.00%
AGAINST	42	56.00%
<b>PICKERINGTON PROP ORD (BY PET) (RES DENS) Pages: 278 - 280</b>		
YES	17	85.00%
NO	3	15.00%
<b>PICKERINGTON PROP ORD (BY PET) (TX ABATE) Pages: 278 - 280</b>		
YES	13	65.00%
NO	7	35.00%
<b>PICKERINGTON PROP CHARTER AMENDMENTS Pages: 278 - 280</b>		
YES	16	80.00%
NO	4	20.00%

\*\* TOTALS AVAIL. - MOST POP. COUNTY \*\*

<b>REP TO CONGRESS (12th Dist) Pages: 39 - 76</b>		
EDWARD S. BROWN (DEM)	64,705	35.61%
PAT. TIBERI (REP)	116,982	64.39%
<b>WESTERVILLE CSD PROP TX LVY (REP) (ISS#10) Pages: 233 - 260</b>		
FOR	13,176	50.73%
AGAINST	12,796	49.27%
<b>WESTERVILLE PUB LIBR PROP TX LVY (ISS#11) Pages: 233 - 260</b>		
FOR	13,124	50.48%
AGAINST	12,874	49.52%
<b>WESTERVILLE PROP TAX LEVY (ISSUE #50) Pages: 271 - 274</b>		
FOR	7,180	100.00%
<b>COLS REF ON ORD#0754-02 (BY PET) (ISS#18) Pages: 233 - 260</b>		
FOR	58,297	100.00%
<b>WESTERVILLE PROP TAX LEVY (ISSUE #50) Pages: 271 - 274</b>		
AGAINST	5,756	100.00%

Official Abstract of Votes - General Election - November 5, 2002  
Franklin County, Ohio

Public Count: 285685

**COLS REF ON ORD#0754-02 (BY PET) (ISS#18)** Pages: 233 - 260  
AGAINST 93,856 100.00%

**REYNOLDSBURG CSD PROP BND ISS (ISSUE#8)** Pages: 195 - 232  
FOR 5,111 51.22%  
AGAINST 4,868 48.78%

**CANAL WINCH JT REC DIST PROP TX LVY(ISS#14)** Pages: 233 - 260  
FOR 1,215 33.22%  
AGAINST 2,442 66.78%

**COLS REF ON ORD#0754-02 (BY PET) (ISS#18)** Pages: 233 - 260  
FOR 58,297 38.31%  
AGAINST 93,856 61.69%

**REP TO CONGRESS (12th Dist)** Pages: 39 - 76  
EDWARD S. BROWN (DEM) 64,705 35.61%  
PAT TIBERI (REP) 116,982 64.39%

**REYNOLDSBURG CSD PROP BND ISS (ISSUE#8)** Pages: 195 - 232  
FOR 5,111 51.22%  
AGAINST 4,868 48.78%

**NEW ALBANY PL LOC JT PK DIST BOND(ISS#15)** Pages: 233 - 260  
FOR 1,822 47.29%  
AGAINST 2,031 52.71%

**REP TO CONGRESS (15th Dist)** Pages: 39 - 76  
MARK P. BROWN (DEM) 54,286 33.41%  
DEBORAH PRYCE (REP) 108,193 66.59%

**SOUTHWEST PUB LIBR PROP TX LVY (ISS#9)** Pages: 195 - 232  
FOR 11,109 45.75%  
AGAINST 13,173 54.25%

**REP TO CONGRESS (15th Dist)** Pages: 39 - 76  
MARK P. BROWN (DEM) 54,286 33.41%  
DEBORAH PRYCE (REP) 108,193 66.59%

**HILLIARD CSD PROP BOND ISSUE(ISSUE#7)** Pages: 195 - 232  
FOR 10,395 49.77%

AGAINST 10,489 50.23%

**\*\* WRITE-IN TOTALS \*\***

**TREASURER OF STATE** Pages: 1 - 38  
ROBERT ANTHONY MARTIN 1 100.00%

**GOVERNOR AND LT GOV** Pages: 1 - 38  
EVA BRAIMAN/ MICHAEL FITZSIMMONS 3 6.38%  
JAMES G. WHITMAN/ THOMAS K. CLARK 44 93.62%