

- OFFICIAL RESULTS - GENERAL ELECTION - NOVEMBER 5, 2002 -  
FRANKLIN COUNTY, OHIO


ABSTRACT OF VOTES CAST AT THE GENERAL ELECTION  
HELD ON TUESDAY NOVEMBER 5, 2002 IN FRANKLIN COUNTY, OHIO

STATE OF OHIO


FRANKLIN COUNTY, SS:


WE DO HEREBY CERTIFY THE FOREGOING RESULTS AS THEY APPEAR BY THE OFFICIAL RETURNS OF THE PRECINCTS IN  
FRANKLIN COUNTY, STATE OF OHIO, DULY RETURNED TO, FILED, OPENED, CANVASSED, AND NOW ON FILE IN THE OFFICE OF THE  
FRANKLIN COUNTY BOARD OF ELECTIONS, CITY OF COLUMBUS, FRANKLIN COUNTY, STATE OF OHIO, OF THE GENERAL ELECTION  
HELD ON TUESDAY, NOVEMBER 5, 2002.


WITNESS OUR OFFICIAL SIGNATURES MADE IN THE OFFICE OF THE FRANKLIN COUNTY BOARD OF ELECTIONS, CITY OF  
COLUMBUS, FRANKLIN COUNTY, STATE OF OHIO, THIS 21<sup>ST</sup> DAY OF NOVEMBER 2002 A.D.

  
WILLIAM A. ANTHONY, JR., CHAIRMAN

  
KEITH MCNAMARA

  
CAROLYN C. PETREE

  
DENNIS L. WHITE

  
ATTEST: \_\_\_\_\_  
GUY L. REECE, II, DIRECTOR

285685

Public Count:

**\*\* OFFICES \*\***

<b>GOVERNOR AND LT GOV</b>		<b>Pages: 1 - 38</b>	<b>Pages: 39 - 76</b>
JOHN A. EASTMAN, Governor: (IND)	11,465	4.13%	18,497
TIMOTHY F. HAGAN, Governor: (DEM)	108,778	39.23%	50,119
BOB TAFT, Governor: (REP)	156,712	56.51%	
Write-In	354	0.13%	
<b>ATTORNEY GENERAL</b>		<b>Pages: 1 - 38</b>	<b>Pages: 39 - 76</b>
LEIGH HERINGTON (DEM)	98,721	36.44%	12,788
JIM PETRO (REP)	172,230	63.56%	19,940
<b>AUDITOR OF STATE</b>		<b>Pages: 1 - 38</b>	<b>Pages: 39 - 76</b>
BETTY MONTGOMERY (REP)	173,918	64.36%	16,998
HELEN KNIPE SMITH (DEM)	96,312	35.64%	13,964
<b>SECRETARY OF STATE</b>		<b>Pages: 1 - 38</b>	<b>Pages: 77 - 114</b>
J. KENNETH BLACKWELL (REP)	161,968	61.03%	1,124
BRYAN FLANNERY (DEM)	103,438	38.97%	23,883
<b>TREASURER OF STATE</b>		<b>Pages: 1 - 38</b>	<b>Pages: 77 - 114</b>
MARY O. BOYLE (DEM)	121,953	45.55%	24,370
JOSEPH T. DETERS (REP)	145,722	54.43%	
Write-In	57	0.02%	
<b>REP TO CONGRESS (07th Dist)</b>		<b>Pages: 1 - 38</b>	<b>Pages: 77 - 114</b>
KARA ANASTASIO (DEM)	7,625	40.78%	
FRANK A. DODEN (IND)	1,268	6.78%	
DAVE HOBSON (REP)	9,807	52.44%	
<b>REP TO CONGRESS (12th Dist)</b>		<b>Pages: 39 - 76</b>	<b>Pages: 77 - 114</b>
EDWARD S. BROWN (DEM)	64,705	35.61%	10,008
PAT TIBERI (REP)	116,982	64.39%	12,338
<b>REP TO CONGRESS (15th Dist)</b>		<b>Pages: 39 - 76</b>	<b>Pages: 77 - 114</b>
MARK P. BROWN (DEM)	54,286	33.41%	5,421
DEBORAH PRYCE (REP)	108,193	66.59%	20,043
<b>STATE SENATOR (03rd Dist)</b>		<b>Pages: 39 - 76</b>	<b>Pages: 77 - 114</b>
DAVID GOODMAN (REP)	56,989	57.82%	16,786
DEBRA A. PAYNE (DEM)	41,580	42.18%	3,583
<b>STATE SENATOR (15th Dist)</b>			
LORENA LACEY (REP)			18,497
RAY MILLER (DEM)			50,119
<b>STATE REPRESENTATIVE (19th Dist)</b>			
LARRY L. FLOWERS (REP)			21,819
MARY E. WHITE (DEM)			11,633
<b>STATE REPRESENTATIVE (20th Dist)</b>			
FRAN E. DENNIS (DEM)			12,788
JIM MCGREGOR (REP)			19,940
<b>STATE REPRESENTATIVE (21st Dist)</b>			
LINDA REIDELBACH (REP)			16,998
LORI M. TYACK (DEM)			13,964
<b>STATE REPRESENTATIVE (22nd Dist)</b>			
ALAN E. AMSTUTZ			1,124
JIM HUGHES (REP)			23,883
KENNETH B. SCHWEICKART (DEM)			11,592
<b>STATE REPRESENTATIVE (23rd Dist)</b>			
LARRY WOLPERT (REP)			24,370
<b>STATE REPRESENTATIVE (24th Dist)</b>			
PATRICK W. BYRNE (DEM)			13,259
GEOFFREY C. SMITH (REP)			20,012
<b>STATE REPRESENTATIVE (25th Dist)</b>			
DAVID A. DOBOS (REP)			10,008
DAN STEWART (DEM)			12,338
<b>STATE REPRESENTATIVE (26th Dist)</b>			
LIONEL JONES (REP)			5,421
LARRY PRICE (DEM)			20,043
<b>STATE REPRESENTATIVE (27th Dist)</b>			
JOYCE BEATTY (DEM)			16,786
STEPHEN A. REINHARDT (REP)			3,583
<b>COUNTY COMMISSIONER</b>			
MARYELLEN O'SHAUGHNESSY (DEM)			132,855

Official Abstract of Votes - General Election - November 5, 2002  
Franklin County, Ohio

Public Count: 285685

DEWEY R. STOKES (REP) 138,171 50.98% JENNIFER L. BRUNNER 109,713 51.81%  
MICHAEL J. HOLBROOK 102,050 48.19%

**COUNTY AUDITOR** Pages: 115 - 152  
WILLIAM G. MCCARTY (DEM) 97,990 36.68%  
JOE TESTA (REP) 169,145 63.32%  
**JUDGE CT OF COM PL(DR DIV) (FTC1-2-03)** Pages: 153 - 190  
DANA SUZANNE PREISSE 172,045 100.00%

**COUNTY TREASURER (UTE9-5-05)** Pages: 115 - 152  
RICHARD CORDRAY (DEM) 134,528 50.61%  
WADE STEEN (REP) 131,296 49.39%  
**JUDGE CT OF COM PL(DR DIV) (UTE1-4-05)** Pages: 153 - 190  
KIM A. BROWNE 121,733 57.80%  
PATSY A. THOMAS 88,884 42.20%

**JUSTICE OF SUPREME CT (FTC1-1-03)** Pages: 115 - 152  
TIM BLACK 110,900 43.15%  
MAUREEN O'CONNOR 146,104 56.85%  
**JUDGE CT OF COM PL(PR DIV) (FTC2-9-03)** Pages: 153 - 190  
LAWRENCE A. BELSKIS 119,554 55.55%  
ADAM MILLER 95,667 44.45%

**JUSTICE OF SUPREME CT (FTC1-2-03)** Pages: 115 - 152  
JANET R. BURNSIDE 108,469 42.48%  
EVELYN L. STRATTON 146,847 57.52%  
**OBETZ CHARTER COMMISSION** Pages: 191 - 192  
FRED ALTEVOGT 238 4.35%  
ROLAND P. CARMAN 287 5.24%  
DONNA C. COLLIER 310 5.66%  
GENEVA M. CRABTREE 360 6.57%  
TRUDY EHRENBORG 282 5.15%  
MELVIN HANN 340 6.21%  
RALPH E. HUBNER 279 5.09%  
ROY L. JACKSON 275 5.02%  
BOB JONES 330 6.03%  
SUSAN ANN KING 280 5.11%  
PAULA S. KIRK 314 5.73%  
EDWARD W. MORGAN 285 5.20%  
KELLY R. MULLINS 308 5.62%  
MARK RINEHART 307 5.61%  
SHERRY ROBISON 306 5.59%  
TRINA R. SMITH 254 4.64%  
PAUL C. STIMPFLE 363 6.63%  
ANNE WARNER 358 6.54%

**JUDGE CT OF AP (10th Dist) (FTC2-9-03)** Pages: 115 - 152  
DEBORAH P. O'NEILL 110,419 46.09%  
CHARLES R. PETREE 129,155 53.91%  
**JUDGE CT OF AP (10th Dist) (FTC7-1-03)** Pages: 115 - 152  
LISA L. SADLER 129,295 54.48%  
GARY TYACK 108,013 45.52%

**JUDGE CT OF AP (10th Dist) (UTE2-8-05)** Pages: 115 - 152  
MARK S. FROEHLICH 97,312 44.85%  
WILLIAM A. KLATT 119,665 55.15%

**JUDGE CT OF COM PL (FTC1-1-03)** Pages: 115 - 152  
DANIEL T. HOGAN 154,319 72.27%  
JOSEPH MAS 59,222 27.73%

**JUDGE CT OF COM PL (FTC2-9-03)** Pages: 153 - 190  
DAVID W. FAIS 179,395 100.00%

**JUDGE CT OF COM PL (FTC7-1-03)** Pages: 153 - 190  
JOHN P. JOHNSON, II 82,134 40.20%  
RICHARD S. SHEWARD 122,165 59.80%

**JUDGE CT OF COM PL (FTC7-2-03)** Pages: 153 - 190  
FOR 57,296 54.32%

\*\* QUESTIONS AND ISSUES \*\*

**STATE ISSUE (ISSUE #1)** Pages: 195 - 232  
YES 109,631 41.43%  
NO 155,015 58.57%

**COLS CSD PROP BND ISS&TX LVY (ISSUE #3)** Pages: 195 - 232  
FOR 57,296 54.32%

Official Abstract of Votes - General Election - November 5, 2002  
Franklin County, Ohio

285685

Public Count:

AGAINST	48,186	45.68%	<b>UPPER ARL JT REC DIST PROP TX LVY (ISS#16)</b>	Pages: 233 - 260	
FOR	2,679	76.98%	FOR	6,365	37.86%
AGAINST	801	23.02%	AGAINST	10,447	62.14%
FOR	2,069	59.25%	<b>COLS REF ON ORD#0754-02 (BY PET) (ISS#18)</b>	Pages: 233 - 260	
AGAINST	1,423	40.75%	FOR	58,297	38.31%
FOR	4,313	48.49%	AGAINST	93,856	61.69%
AGAINST	4,581	51.51%	<b>BEXLEY PROP ORDINANCE (ISSUE #19)</b>	Pages: 233 - 260	
FOR	10,395	49.77%	YES	3,486	74.31%
AGAINST	10,489	50.23%	NO	1,205	25.69%
FOR	5,111	51.22%	<b>BEXLEY PROP TAX LEVY (ISSUE #20)</b>	Pages: 233 - 260	
AGAINST	4,868	48.78%	FOR	2,624	52.61%
FOR	11,109	45.75%	AGAINST	2,364	47.39%
AGAINST	13,173	54.25%	<b>LOCAL OPTION COLUMBUS 06-A (ISSUE #21A)</b>	Pages: 261 - 262	
FOR	13,176	50.73%	YES	158	50.00%
AGAINST	12,796	49.27%	NO	158	50.00%
FOR	13,124	50.48%	<b>LOCAL OPTION COLUMBUS 06-A (ISSUE #22A)</b>	Pages: 261 - 262	
AGAINST	12,874	49.52%	YES	168	52.83%
FOR	1,215	33.22%	NO	150	47.17%
AGAINST	2,442	66.78%	<b>LOCAL OPTION COLUMBUS 06-A (ISSUE #23A)</b>	Pages: 261 - 262	
FOR	1,822	47.29%	YES	175	55.73%
AGAINST	2,031	52.71%	NO	139	44.27%
FOR	13,176	50.73%	<b>LOCAL OPTION COLUMBUS 06-A (ISSUE #24A)</b>	Pages: 261 - 262	
AGAINST	12,796	49.27%	YES	166	54.79%
FOR	13,124	50.48%	NO	137	45.21%
AGAINST	12,874	49.52%	<b>LOCAL OPTION COLUMBUS 06-A (ISSUE #25A)</b>	Pages: 261 - 262	
FOR	1,215	33.22%	YES	157	48.76%
AGAINST	2,442	66.78%	NO	165	51.24%
FOR	1,822	47.29%	<b>LOCAL OPTION COLUMBUS 06-A (ISSUE #26A)</b>	Pages: 261 - 262	
AGAINST	2,031	52.71%	YES	173	56.17%
FOR	1,822	47.29%	NO	135	43.83%
AGAINST	2,031	52.71%	<b>LOCAL OPTION COLUMBUS 06-A (ISSUE #27A)</b>	Pages: 261 - 262	
FOR	1,822	47.29%	YES	173	54.75%
AGAINST	2,031	52.71%	NO	135	43.83%

Official Abstract of Votes - General Election - November 5, 2002  
Franklin County, Ohio

285685

Public Count:	143	45.25%		
NO				
<b>LOCAL OPTION COLUMBUS 06-A (ISSUE #28A)</b>				
YES	171	53.44%	Pages: 261 - 262	Pages: 265 - 266
NO	149	46.56%		120 35.71%
				216 64.29%
<b>LOCAL OPTION COLUMBUS 06-A (ISSUE #29A)</b>				
YES	160	51.28%	Pages: 263 - 264	Pages: 265 - 266
NO	152	48.72%		122 36.53%
				212 63.47%
<b>LOCAL OPTION COLUMBUS 06-A (ISSUE #30A)</b>				
YES	173	54.23%	Pages: 263 - 264	Pages: 265 - 266
NO	146	45.77%		138 41.07%
				198 58.93%
<b>LOCAL OPTION COLUMBUS 06-A (ISSUE #31A)</b>				
YES	169	53.65%	Pages: 263 - 264	Pages: 265 - 266
NO	146	46.35%		122 44.20%
				154 55.80%
<b>LOCAL OPTION COLUMBUS 12-A (ISSUE #32b)</b>				
YES	85	47.49%	Pages: 263 - 264	Pages: 265 - 266
NO	94	52.51%		232 56.59%
				178 43.41%
<b>LOCAL OPTION COLUMBUS 17-D (ISSUE #33A)</b>				
YES	57	18.63%	Pages: 263 - 264	Pages: 265 - 266
NO	249	81.37%		221 53.64%
				191 46.36%
<b>LOCAL OPTION COLUMBUS 17-D (ISSUE #33b)</b>				
YES	55	18.15%	Pages: 263 - 264	Pages: 265 - 266
NO	248	81.85%		182 45.16%
				221 54.84%
<b>LOCAL OPTION COLUMBUS 27-E (ISSUE #34A)</b>				
YES	134	38.73%	Pages: 263 - 264	Pages: 267 - 268
NO	212	61.27%		60 33.71%
				118 66.29%
<b>LOCAL OPTION COLUMBUS 27-E (ISSUE #34B)</b>				
YES	131	38.42%	Pages: 263 - 264	Pages: 267 - 268
NO	210	61.58%		50 27.32%
				133 72.68%
<b>LOCAL OPTION COLUMBUS 27-E (ISSUE #35A)</b>				
YES	135	39.71%	Pages: 265 - 266	Pages: 267 - 268
NO	205	60.29%		109 23.54%
				354 76.46%
<b>LOCAL OPTION COLUMBUS 48-D (ISSUE #40B)</b>				
YES				Pages: 267 - 268
				92 20.13%

Official Abstract of Votes - General Election - November 5, 2002  
Franklin County, Ohio

Public Count: 285685

NO	365	79.87%		
<b>LOCAL OPTION COLUMBUS 48-D (ISSUE #41A)</b>				
YES	103	22.34%	Pages: 267 - 268	
NO	358	77.66%		
<b>LOCAL OPTION COLUMBUS 48-D (ISSUE #41B)</b>				
YES	93	20.71%	Pages: 267 - 268	
NO	356	79.29%		
<b>LOCAL OPTION COLUMBUS 48-D (ISSUE #41C)</b>				
YES	96	21.24%	Pages: 267 - 268	
NO	356	78.76%		
<b>LOCAL OPTION COLUMBUS 48-D (ISSUE #41D)</b>				
YES	102	22.52%	Pages: 267 - 268	
NO	351	77.48%		
<b>LOCAL OPTION COLUMBUS 48-F (ISSUE #42A)</b>				
YES	110	31.16%	Pages: 269 - 270	
NO	243	68.84%		
<b>LOCAL OPTION COLUMBUS 48-F (ISSUE #42B)</b>				
YES	92	26.44%	Pages: 269 - 270	
NO	256	73.56%		
<b>LOCAL OPTION COLUMBUS 48-F (ISSUE #43A)</b>				
YES	110	31.25%	Pages: 269 - 270	
NO	242	68.75%		
<b>LOCAL OPTION COLUMBUS 48-F (ISSUE #43B)</b>				
YES	100	29.41%	Pages: 269 - 270	
NO	240	70.59%		
<b>LOCAL OPTION COLUMBUS 48-F (ISSUE #43C)</b>				
YES	94	27.41%	Pages: 269 - 270	
NO	249	72.59%		
<b>LOCAL OPTION COLUMBUS 48-F (ISSUE #43D)</b>				
YES	103	30.56%	Pages: 269 - 270	
NO	234	69.44%		
<b>LOCAL OPTION COLUMBUS 58-G (ISSUE #44b)</b>				
YES	141	41.35%	Pages: 269 - 270	
NO	200	58.65%		
<b>LOCAL OPTION COLUMBUS 58-G (ISSUE #45b)</b>				
YES	159	44.79%	Pages: 269 - 270	
NO	196	55.21%		
<b>LOCAL OPTION DUBLIN 2-G (ISSUE #46b)</b>				
YES	155	52.54%	Pages: 271 - 274	
NO	140	47.46%		
<b>HILLIARD PROP CHAR AMEND (BY PET) (ISS#47)</b>				
YES	3,390	42.65%	Pages: 271 - 274	
NO	4,559	57.35%		
<b>LOCAL OPTION UPPER ARL 2-B (ISSUE #48B)</b>				
YES	126	51.85%	Pages: 271 - 274	
NO	117	48.15%		
<b>LOCAL OPTION UPPER ARL 2-B (ISSUE #49a)</b>				
YES	132	53.66%	Pages: 271 - 274	
NO	114	46.34%		
<b>WESTERVILLE PROP TAX LEVY (ISSUE #50)</b>				
FOR	7,180	55.50%	Pages: 271 - 274	
AGAINST	5,756	44.50%		
<b>LOCAL OPTION WESTERV' 3-E (ISSUE #51A)</b>				
YES	97	44.70%	Pages: 271 - 274	
NO	120	55.30%		
<b>LOCAL OPTION WORTH 2-B (ISSUE #52b)</b>				
YES	298	73.95%	Pages: 271 - 274	
NO	105	26.05%		
<b>MINERVA PARK PROP TX LVY (REP) (ISS#54)</b>				
FOR	430	74.52%	Pages: 271 - 274	
AGAINST	147	25.48%		
<b>OBETZ PROP CHARTER COMMISSION (ISSUE #55)</b>				
YES	414	56.17%	Pages: 275 - 277	

Official Abstract of Votes - General Election - November 5, 2002  
Franklin County, Ohio

Public Count: 285685

NO	323	43.83%	<b>MADISON-PLAINS LSD PROP TAX LEVY</b>	<b>Pages: 278 - 280</b>
FOR	1,422	63.91%	FOR	44
AGAINST	803	36.09%	AGAINST	40
<b>CLINTON TWP PROP TAX LEVY (REN) (ISS#58)</b>	<b>Pages: 275 - 277</b>		<b>PICKERINGTON LSD PROP BND ISS AND TX LVY</b>	<b>Pages: 278 - 280</b>
FOR	529	67.56%	FOR	33
AGAINST	254	32.44%	AGAINST	42
<b>MADISON TWP RD DIST PROP TX LVY (ISS#59)</b>	<b>Pages: 275 - 277</b>		<b>PICKERINGTON PROP ORD (BY PET) (RES DENS)</b>	<b>Pages: 278 - 280</b>
FOR	1,430	42.05%	YES	17
AGAINST	1,971	57.95%	NO	3
<b>MADISON TWP PROP TX LVY (POLICE) (ISS#60)</b>	<b>Pages: 275 - 277</b>		<b>PICKERINGTON PROP ORD (BY PET) (TX ABATE)</b>	<b>Pages: 278 - 280</b>
FOR	2,669	41.13%	YES	13
AGAINST	3,820	58.87%	NO	7
<b>MADISON TWP PROP TX LVY (REP)(FIRE) (ISS#61)</b>	<b>Pages: 275 - 277</b>		<b>PICKERINGTON PROP CHARTER AMENDMENTS</b>	<b>Pages: 278 - 280</b>
FOR	3,427	52.59%	YES	16
AGAINST	3,089	47.41%	NO	4
<b>LOCAL OPTION MADISON-D (ISSUE #62A)</b>	<b>Pages: 275 - 277</b>		<b>** TOTALS AVAIL. - MOST POP. COUNTY **</b>	
YES	206	42.74%	<b>REP TO CONGRESS (12th Dist)</b>	<b>Pages: 39 - 76</b>
NO	276	57.26%	EDWARD S. BROWN (DEM)	64,705
			PAT. TIBERI (REP)	116,982
<b>MIFFLIN TWP RD DIST PROP TX LVY (ISS#63)</b>	<b>Pages: 275 - 277</b>		<b>WESTERVILLE CSD PROP TX LVY (REP) (ISS#10)</b>	<b>Pages: 233 - 260</b>
FOR	183	38.94%	FOR	13,176
AGAINST	287	61.06%	AGAINST	12,796
<b>NORWICH TWP POL DIST PROP TX LVY (ISS#64)</b>	<b>Pages: 278 - 280</b>		<b>WESTERVILLE PUB LIBR PROP TX LVY (ISS#11)</b>	<b>Pages: 233 - 260</b>
FOR	912	53.96%	FOR	13,124
AGAINST	778	46.04%	AGAINST	12,874
<b>SHARON TWP POL DIST PROP TX LVY (ISS#65)</b>	<b>Pages: 278 - 280</b>		<b>WESTERVILLE PROP TAX LEVY (ISSUE #50)</b>	<b>Pages: 271 - 274</b>
FOR	524	62.38%	FOR	7,180
AGAINST	316	37.62%		100.00%
<b>TRURO TWP PROP TAX LEVY (ISSUE #66)</b>	<b>Pages: 278 - 280</b>		<b>COLS REF ON ORD#0754-02 (BY PET) (ISS#18)</b>	<b>Pages: 233 - 260</b>
FOR	4,366	58.75%	FOR	58,297
AGAINST	3,066	41.25%	AGAINST	100.00%
			<b>WESTERVILLE PROP TAX LEVY (ISSUE #50)</b>	<b>Pages: 271 - 274</b>
			AGAINST	5,756
				100.00%

Official Abstract of Votes - General Election - November 5, 2002  
Franklin County, Ohio

Public Count: 285685

AGAINST 10,489 50.23%

\*\* WRITE-IN TOTALS \*\*

COLS REF ON ORD#0754-02 (BY PET) (ISS#18) Pages: 233 - 260  
AGAINST 93,856 100.00%

REYNOLDSBURG CSD PROP BND ISS (ISSUE#8) Pages: 195 - 232  
FOR 5,111 51.22%  
AGAINST 4,868 48.78%

CANAL WINCH JT REC DIST PROP TX LVY (ISS#14) Pages: 233 - 260  
FOR 1,215 33.22%  
AGAINST 2,442 66.78%

COLS REF ON ORD#0754-02 (BY PET) (ISS#18) Pages: 233 - 260  
FOR 58,297 38.31%  
AGAINST 93,856 61.69%

REP TO CONGRESS (12th Dist) Pages: 39 - 76  
EDWARD S. BROWN (DEM) 64,705 35.61%  
PAT TIBERI (REP) 116,982 64.39%

REYNOLDSBURG CSD PROP BND ISS (ISSUE#8) Pages: 195 - 232  
FOR 5,111 51.22%  
AGAINST 4,868 48.78%

NEW ALBANY PL LOC JT PK DIST BOND (ISS#15) Pages: 233 - 260  
FOR 1,822 47.29%  
AGAINST 2,031 52.71%

REP TO CONGRESS (15th Dist) Pages: 39 - 76  
MARK P. BROWN (DEM) 54,286 33.41%  
DEBORAH PRYCE (REP) 108,193 66.59%

SOUTHWEST PUB LIBR PROP TX LVY (ISS#9) Pages: 195 - 232  
FOR 11,109 45.75%  
AGAINST 13,173 54.25%

REP TO CONGRESS (15th Dist) Pages: 39 - 76  
MARK P. BROWN (DEM) 54,286 33.41%  
DEBORAH PRYCE (REP) 108,193 66.59%

HILLIARD CSD PROP BND ISSUE (ISSUE#7) Pages: 195 - 232  
FOR 10,395 49.77%

TREASURER OF STATE Pages: 1 - 38  
ROBERT ANTHONY MARTIN 1 100.00%

GOVERNOR AND LT GOV Pages: 1 - 38  
EVA BRAIMAN/ MICHAEL FITZSIMMONS 3 6.38%  
JAMES G. WHITMAN/ THOMAS K. CLARK 44 93.62%



Official Abstract of Votes - General Election - November 5, 2002  
Franklin County, Ohio  
Offices

GOVERNOR AND LT GOV      ATTORNEY GENERAL      AUDITOR OF STATE      SECRETARY OF STATE      TREASURER OF STATE      REP TO CONGRESS (07th Dist)

	Vote For 1		Vote For 1		Vote For 1		Vote For 1		Vote For 1		Precinct Public Count		
	(IND)	(DEM)	(REP)	(DEM)	(REP)	(DEM)	(REP)	(DEM)	(REP)				
COLS 01	17	176	132	1	164	156	166	137	177	199	116	0	
-A	J E T H A I A M G O A B F T	W R I T e . i n	B T O A B F T	L H E E J R I G I N G T O N	J P I E M R O	H S E M L E T N H	B M O E T T Y O M E R Y	J B L K A C K N W E E T L H L	B F R L Y A N N E R Y	M B A O R Y L E O	J D O E S T E P R H S T	K A A N R A A S T A S I O	336
-B	14	140	100	2	119	130	130	106	134	148	98	0	
-C	25	180	183	1	178	216	220	164	191	208	173	1	
COLS 02	56	496	415	4	461	502	516	433	502	555	387	1	
-A	13	126	65	0	116	82	81	118	72	127	140	61	0
-B	18	198	126	0	171	164	168	146	189	197	130	1	
-C	23	239	143	2	203	194	210	186	168	227	229	165	0
-D	14	161	150	3	134	191	193	123	175	136	166	153	0
-E	20	199	155	0	186	181	196	170	168	194	219	144	1
-F	11	170	117	0	152	142	142	152	144	149	177	113	0
COLS 03	99	1093	756	5	962	954	980	814	873	1022	1128	766	2
-A	9	170	62	0	176	53	67	161	68	163	183	48	0
-B	10	208	74	0	202	80	95	192	96	183	215	64	0
-C	20	250	95	0	235	110	121	230	118	233	278	77	0
-D	11	139	109	1	145	115	119	140	113	143	171	88	1
COLS 04	50	767	340	1	758	358	402	723	395	722	847	277	1
-A	7	190	55	0	190	49	54	187	68	174	193	43	0
-B	9	196	61	0	198	57	64	191	84	174	219	39	0
-C	3	119	19	1	114	21	27	105	34	101	122	14	0
-D	2	237	57	0	234	43	49	230	70	203	246	32	0
COLS 05	21	742	192	1	736	170	194	713	256	652	780	128	0
-A	6	209	58	0	214	44	55	198	82	166	219	41	0
-B	10	244	53	0	248	48	56	241	83	219	277	24	0
-C	6	280	41	0	263	50	62	255	81	235	287	28	0
-D	7	184	45	0	173	37	42	178	68	158	196	25	0
	29	917	197	0	898	179	215	872	314	778	979	118	0

Official Abstract of Votes - General Election - November 5, 2002  
Franklin County, Ohio  
Offices

GOVERNOR AND LT GOV      ATTORNEY GENERAL      AUDITOR OF STATE      SECRETARY OF STATE      TREASURER OF STATE      REP TO CONGRESS (07th Dist)

	Vote For 1		Vote For 1		Vote For 1		Vote For 1		Vote For 1		Precinct Public Count			
	(IND)	(DEM)	(REP)	(DEM)	(REP)	(DEM)	(REP)	(DEM)	(REP)					
-A	6	214	75	0	215	69	79	199	80	195	237	56	0	328
-B	2	359	90	0	299	89	99	319	157	267	355	48	0	465
-C	10	259	60	0	263	54	66	247	91	222	286	38	0	341
-D	4	221	69	0	219	57	74	210	101	177	243	40	0	303
-E	3	252	43	1	226	53	54	219	92	185	242	42	0	315
-F	8	251	68	0	238	57	74	218	118	185	257	40	0	332
	33	1556	405	1	1460	379	446	1412	649	1231	1620	264	0	2084
-A	4	143	35	0	146	33	42	135	50	121	153	21	0	195
-B	13	230	77	0	211	68	88	208	110	189	244	39	0	344
-C	11	147	45	0	167	25	31	158	49	139	175	23	0	211
-D	12	199	39	0	195	36	58	187	66	177	217	16	1	255
-E	5	290	48	0	282	55	55	275	59	267	302	35	0	362
	45	1009	244	0	1001	217	274	963	334	893	1091	134	1	1367
-A	15	141	51	0	137	63	60	137	61	139	157	41	0	209
-B	11	211	169	2	173	191	202	169	188	173	205	170	0	406
-C	8	136	115	0	113	139	138	112	126	121	134	107	0	263
-D	18	172	152	0	162	173	175	155	162	168	184	145	0	348
	52	660	487	2	585	566	575	573	537	601	680	463	0	1226
-A	15	140	123	0	122	142	142	124	116	147	154	104	0	290
-B	11	97	77	0	85	90	93	86	81	96	107	73	0	193
	26	237	200	0	207	232	235	210	197	243	261	177	0	483

Official Abstract of Votes - General Election - November 5, 2002  
Franklin County, Ohio  
Offices

GOVERNOR AND LT GOV      ATTORNEY GENERAL      AUDITOR OF STATE      SECRETARY OF STATE      TREASURER OF STATE      REP TO CONGRESS (07th Dist)

Precinct Public Count	Vote For 1		Vote For 1		Vote For 1		Vote For 1		Vote For 1		Vote For 1		
	(IND)	(DEM)	(REP)	(DEM)	(REP)	(DEM)	(REP)	(DEM)	(REP)	(DEM)	(REP)	(IND)	
147	J E	T H	B T	W	L H	J P	B M	H S	J B	B F	M B	K A	F D
83	O A	I A	O A	r	E E	I E	E O	E M	L A	R L	A O	A N	R O
245	H S	M G	B F	j	I R	M T	T T	L I	K A	A Y	R Y	R A	A D
150	N T	O A	B T	t	G I	R O	T T	L E	E C	A N	A Y	A S	A D
689	A M	T N	B T	e	H N	O	Y G	N H	N K	N N	O	A T	K N
471	A A	H Y	B T	-	G	O	O M	K	N W	E R	O	A S	A
373	A N	F	B T	i	T	E	M E	K N	E E	R Y		A S	A
233			B T	n	O N	E R	E R	N I	T L			A S	A
90			B T			Y	Y	P	H L			A S	A
311			B T									A S	A
267			B T									A S	A
367			B T									A S	A
338			B T									A S	A
193			B T									A S	A
487			B T									A S	A
389			B T									A S	A
190			B T									A S	A
223			B T									A S	A
21			B T									A S	A
286			B T									A S	A
451			B T									A S	A
6004	253	1834	3784	12	1648	4087	4106	1632	3777	1829	2122	3486	2
168	11	85	66	0	79	80	83	68	72	84	90	68	0
301	10	123	156	0	109	172	185	97	166	120	132	157	0
431	24	168	224	0	151	261	250	156	225	171	194	212	0
338	27	133	166	0	121	198	210	113	168	143	149	170	0
420	28	140	231	1	120	271	293	110	232	155	167	231	0
1658	100	649	843	1	580	982	1021	544	863	673	732	838	0
165	15	113	29	0	108	43	51	103	43	105	119	30	0
176	7	128	37	0	128	32	40	120	51	109	130	33	0
141	2	101	29	0	95	38	47	86	39	90	103	26	0
314	16	211	78	0	197	101	127	173	100	197	206	89	0
796	40	553	173	0	528	214	265	482	233	501	558	178	0

Official Abstract of Votes - General Election - November 5, 2002  
Franklin County, Ohio  
Offices

GOVERNOR AND LT GOV      ATTORNEY GENERAL      AUDITOR OF STATE      SECRETARY OF STATE      TREASURER OF STATE      REP TO CONGRESS (07th Dist)

Precinct	Vote For 1		Vote For 1		Vote For 1		Vote For 1		Vote For 1		Vote For 1		Precinct Public Count
	(IND)	(DEM)	(REP)	(DEM)	(REP)	(DEM)	(REP)	(DEM)	(REP)	(DEM)	(REP)	(IND)	
COLS 13	3	60	17	0	60	17	21	58	19	59	67	10	83
-A													
-B	6	182	46	1	176	42	54	157	69	149	200	27	245
-C	3	144	31	0	134	24	30	131	40	127	138	17	187
-D	9	251	60	0	264	50	55	257	76	233	295	25	338
COLS 14	21	637	154	1	634	133	160	603	204	568	700	79	853
-A	19	299	167	0	272	196	217	237	179	276	308	153	494
-B	11	213	71	1	191	98	100	189	102	186	202	87	297
-C	33	387	138	0	367	179	195	351	162	383	408	138	570
-D	12	133	60	0	124	73	85	115	69	128	141	55	207
COLS 15	75	1032	436	1	954	546	597	892	512	973	1059	433	1568
-A	6	78	67	0	71	72	76	67	78	62	77	65	151
-B	34	147	216	1	128	270	249	141	233	150	180	208	409
COLS 16	40	225	283	1	199	342	325	208	311	212	257	273	560
-A	22	139	40	0	138	62	63	130	57	137	143	46	207
-B	19	148	73	3	139	93	101	126	78	145	148	79	252
-C	16	121	53	2	118	67	71	109	73	115	128	60	197
-D	14	83	41	1	85	45	53	75	46	82	90	42	141
-E	7	93	29	0	83	41	45	78	46	78	87	38	133
COLS 17	78	584	236	6	563	308	333	518	300	557	596	265	930
-A	4	115	43	0	105	46	59	89	67	83	112	40	174
-B	17	303	73	0	299	67	84	300	109	276	343	35	405
-C	5	301	66	0	280	57	63	260	80	239	298	47	388
-D	12	255	44	0	237	38	40	251	67	223	268	15	326
-E	5	187	24	0	174	34	34	168	47	154	193	18	225
COLS 18	43	1161	250	0	1095	242	280	1068	370	975	1214	155	1518
-A	26	209	74	1	198	105	112	190	102	198	207	93	316
-B	32	241	105	0	228	145	142	226	131	232	259	110	385
-C	34	237	96	3	235	128	117	236	127	229	256	101	379
-D	15	197	109	0	177	141	143	174	110	197	200	109	332
-E	21	245	129	2	228	158	167	220	146	240	261	121	405
-F	25	213	84	0	198	117	115	197	110	201	212	100	330
	153	1342	597	6	1264	794	796	1243	726	1297	1385	634	2147

Official Abstract of Votes - General Election - November 5, 2002  
Franklin County, Ohio  
Offices

GOVERNOR AND LT GOV      ATTORNEY GENERAL      AUDITOR OF STATE      SECRETARY OF STATE      TREASURER OF STATE      REP TO CONGRESS (07th Dist)

	Vote For 1		Vote For 1		Vote For 1		Vote For 1		Vote For 1		Precinct Public Count			
	(IND)	(DEM)	(REP)	(DEM)	(REP)	(DEM)	(REP)	(DEM)	(REP)					
-A	18	178	214	0	169	234	242	163	218	177	216	186	0	425
-B	24	233	255	0	205	298	297	204	285	226	258	240	0	531
-C	26	247	256	4	214	310	323	199	283	226	264	253	0	547
-D	25	237	270	0	209	308	313	288	288	215	262	254	0	553
-E	26	220	193	0	197	234	244	192	212	208	240	182	0	448
-F	19	281	186	2	271	218	244	246	199	281	296	188	0	486
-G	16	207	242	1	186	264	272	177	244	197	229	218	0	474
-H	44	304	176	0	294	221	224	286	202	295	323	177	0	533
	198	1907	1792	7	1745	2087	2159	1675	1911	1825	2088	1698	0	4007
-A	29	277	268	0	250	315	325	236	285	270	309	243	0	584
-B	33	353	129	1	322	173	191	301	158	335	353	140	0	527
-C	24	249	208	0	229	244	246	227	222	243	269	203	0	493
	86	879	605	1	801	732	762	764	685	848	931	586	0	1604
-A	20	165	262	0	146	286	286	134	263	162	178	248	0	457
-B	28	238	274	0	205	324	328	195	287	233	265	257	0	550
-C	31	159	215	0	143	257	251	139	223	143	176	221	0	421
-D	16	114	113	1	111	128	138	102	134	106	133	111	0	251
-E	22	235	302	2	214	338	337	212	306	233	268	282	1	576
-F	14	212	272	3	175	310	325	161	275	195	242	241	0	510
	131	1123	1438	6	984	1643	1675	943	1488	1072	1262	1360	1	2765
-A	30	203	280	0	148	348	328	167	291	191	211	287	0	530
-B	22	184	207	0	154	247	239	161	205	189	201	189	0	419
-C	29	174	234	0	159	272	267	161	235	195	198	228	0	448
-D	14	134	220	0	114	245	247	110	222	126	143	215	0	375
-E	10	89	171	1	60	204	205	62	180	84	90	177	0	288
-F	21	103	239	0	98	252	245	95	237	100	130	206	0	370
-G	21	171	248	1	167	273	276	162	247	183	200	229	0	459
-H	11	68	151	1	63	157	168	56	147	73	84	141	0	237
	158	1126	1750	3	963	1998	1975	874	1764	1141	1257	1672	0	3126

Official Abstract of Votes - General Election - November 5, 2002  
Franklin County, Ohio  
Offices

GOVERNOR AND LT GOV      ATTORNEY GENERAL      AUDITOR OF STATE      SECRETARY OF STATE      TREASURER OF STATE      REP TO CONGRESS (07th Dist)

	Vote For 1		Vote For 1		Vote For 1		Vote For 1		Vote For 1		Vote For 1		Precinct Public Count
	(IND)	(DEM)	(REP)	(DEM)	(REP)	(DEM)	(REP)	(DEM)	(REP)	(DEM)	(IND)	(REP)	
-A	15	175	89	0	162	106	160	105	159	180	78	0	288
-B	17	180	102	0	182	110	174	114	175	207	84	0	314
-C	16	214	149	0	195	169	197	165	190	235	131	0	390
-D	18	174	170	2	171	188	194	172	179	198	157	0	373
-A	66	743	510	2	710	573	697	556	703	830	450	0	1365
-B	17	151	111	1	141	130	139	120	146	154	116	0	288
-C	13	148	137	0	151	139	146	128	147	175	110	0	304
-D	11	128	143	0	126	152	158	130	139	142	132	0	291
-E	9	196	78	0	202	73	81	96	180	224	51	0	296
-F	21	110	138	0	100	168	173	88	115	122	146	0	278
-A	71	733	607	1	720	662	691	623	727	817	555	0	1457
-B	8	272	89	0	270	79	89	114	239	292	51	0	380
-C	1	243	49	0	232	41	55	73	207	258	22	0	314
-D	10	293	76	0	283	72	83	123	223	323	40	0	300
-E	14	295	59	0	302	45	60	90	264	327	23	0	389
-F	4	220	67	0	228	63	72	78	193	240	52	0	377
-G	8	352	69	0	353	58	67	108	305	379	34	0	441
-A	61	1900	472	0	1890	430	501	683	1624	2061	271	0	2512
-B	7	165	61	1	170	51	45	71	147	190	36	0	239
-C	5	32	20	0	38	20	28	25	33	41	16	0	61
-D	6	107	32	0	110	29	31	40	101	119	23	0	156
-E	10	179	79	0	177	69	86	111	147	203	50	0	287
-F	5	135	37	0	123	48	53	56	116	141	33	0	184
-A	33	618	229	1	618	217	243	303	544	694	158	0	927
-B	7	160	85	0	158	81	89	104	133	174	62	0	257
-C	8	132	62	1	127	72	83	87	107	136	63	0	208
-D	13	162	213	0	143	236	239	229	147	190	191	0	401
-E	18	197	108	0	183	129	136	139	169	200	108	0	335
-F	18	180	138	1	174	150	167	157	154	196	123	0	345
-F	15	238	282	0	194	329	345	315	207	242	282	0	551
	79	1069	888	2	979	997	1059	1031	917	1138	829	0	2097

Official Abstract of Votes - General Election - November 5, 2002  
Franklin County, Ohio  
Offices

GOVERNOR AND LT GOV      ATTORNEY GENERAL      AUDITOR OF STATE      SECRETARY OF STATE      TREASURER OF STATE      REP TO CONGRESS (07th Dist)

Precinct Public Count	Vote For 1		Vote For 1		Vote For 1		Vote For 1		Vote For 1		Vote For 1	
	(IND)	(DEM)	(REP)	(DEM)	(REP)	(DEM)	(REP)	(DEM)	(REP)	(DEM)	(REP)	(IND)
423	21	297	90	305	88	91	304	152	245	338	55	0
365	5	262	86	249	97	101	243	123	224	284	59	0
386	2	260	114	251	100	121	239	159	203	283	70	0
363	7	205	142	180	159	161	173	170	167	219	115	1
545	12	397	124	349	145	161	351	217	291	410	98	0
455	7	252	184	226	201	208	211	221	206	276	149	0
201	6	118	71	106	78	81	102	89	96	125	60	0
2738	60	1791	811	1666	868	924	1623	1131	1432	1935	606	1
195	19	99	67	89	85	87	94	81	95	116	66	0
165	7	98	49	106	46	52	101	43	109	111	33	0
268	24	117	122	106	145	148	111	121	126	125	128	0
322	17	139	152	114	181	186	113	157	132	154	142	0
950	67	453	390	415	457	473	419	402	462	506	369	0
354	14	119	211	96	246	250	89	209	116	135	192	0
187	14	82	87	78	104	104	77	102	77	88	91	0
263	18	84	157	84	169	180	74	156	92	109	138	0
309	13	113	175	91	203	207	91	180	108	121	170	0
253	13	82	152	79	162	162	77	141	90	102	130	0
226	10	68	141	57	157	155	60	138	67	75	136	0
1592	82	548	923	485	1041	1058	488	926	550	630	857	0
353	7	251	90	236	92	103	223	123	212	267	66	0
276	18	96	142	89	165	156	102	143	109	111	142	0
209	24	70	110	80	117	122	79	102	98	101	100	0
132	6	84	39	75	47	46	78	49	75	89	35	0
205	13	81	104	80	115	109	83	96	97	99	97	0
1175	68	582	485	560	536	536	565	513	591	667	440	0
593	28	245	296	209	364	371	196	316	233	272	293	0
359	24	146	179	127	208	218	124	188	142	160	173	0
273	9	125	131	111	145	155	102	142	110	128	127	0
394	27	171	188	140	236	229	141	199	164	186	185	0
1619	88	687	794	587	953	973	563	845	649	746	778	0

Official Abstract of Votes - General Election - November 5, 2002  
Franklin County, Ohio  
Offices

GOVERNOR AND LT GOV      ATTORNEY GENERAL      AUDITOR OF STATE      SECRETARY OF STATE      TREASURER OF STATE      REP TO CONGRESS (07th Dist)

Precinct Public Count	Vote For 1		Vote For 1		Vote For 1		Vote For 1		Vote For 1		Vote For 1		Precinct Public Count
	(IND)	(DEM)	(REP)	(DEM)	(REP)	(DEM)	(REP)	(DEM)	(REP)	(DEM)	(REP)		
254	9	141	95	3	131	107	115	125	108	127	137	96	254
234	9	122	96	1	102	118	111	110	113	106	124	95	234
229	9	113	104	1	103	121	126	98	108	109	119	102	229
324	26	155	135	1	146	162	172	134	141	158	171	135	324
298	18	187	91	0	177	108	113	172	103	183	204	82	298
256	16	132	99	1	124	125	130	112	118	124	134	112	256
324	12	165	139	1	153	160	164	148	153	158	186	125	324
182	12	118	51	0	108	69	71	106	61	116	117	60	182
2101	111	1133	810	8	1044	970	1002	1005	905	1081	1192	807	2101
424	11	220	182	0	210	193	197	203	200	195	241	162	424
339	10	142	172	0	134	185	199	124	194	128	163	156	339
195	8	95	87	0	92	97	108	82	108	83	109	79	195
391	19	163	203	0	135	238	243	134	201	160	167	203	391
299	7	138	147	1	124	161	166	118	156	120	158	126	299
433	20	201	205	0	188	220	224	184	213	194	211	188	433
2081	75	959	996	1	883	1094	1137	845	1072	880	1049	914	2081
291	8	210	64	0	216	51	64	209	81	188	242	34	291
402	4	341	45	0	309	63	63	281	88	273	340	39	402
410	13	323	56	0	297	58	73	297	102	267	332	26	410
378	5	295	65	0	277	66	81	262	107	237	298	54	378
1481	30	1169	230	0	1099	238	281	1059	378	965	1212	153	1481
408	27	170	199	1	120	257	257	138	218	167	172	213	408
220	6	104	110	0	97	118	124	90	115	95	103	112	220
191	11	83	95	1	75	108	114	71	108	74	88	93	191
285	7	90	181	0	77	198	189	89	168	103	98	172	285
383	15	147	207	0	111	253	260	107	211	138	154	209	383
245	10	98	134	0	87	152	155	86	137	103	107	129	245
148	10	79	56	0	77	70	74	70	67	78	84	64	148
357	12	109	230	0	95	254	278	73	236	107	124	222	357
2237	98	880	1212	2	739	1410	1451	724	1260	865	930	1214	2237



Official Abstract of Votes - General Election - November 5, 2002  
Franklin County, Ohio  
Offices

GOVERNOR AND LT GOV      ATTORNEY GENERAL      AUDITOR OF STATE      SECRETARY OF STATE      TREASURER OF STATE      REP TO CONGRESS (07th Dist)

Precinct Public Count	Vote For 1		Vote For 1		Vote For 1		Vote For 1		Vote For 1		Vote For 1	
	(IND)	(DEM)	(REP)	(DEM)	(REP)	(DEM)	(REP)	(DEM)	(REP)	(DEM)	(REP)	(IND)
157	9	81	58	2	72	76	70	77	59	84	84	0
100	6	46	43	0	42	53	45	46	46	48	49	0
141	5	65	66	0	57	79	85	51	75	60	65	0
201	9	74	112	0	69	128	121	73	119	72	84	0
313	13	105	192	0	98	200	218	80	185	102	118	0
912	42	371	471	2	338	536	539	327	484	366	410	0
367	29	168	156	0	146	198	213	131	167	165	183	0
182	10	115	49	1	111	56	66	105	69	103	125	0
263	7	116	133	0	96	151	141	113	138	108	115	0
812	46	399	338	1	353	405	420	349	374	376	423	0
180	18	104	57	1	95	74	72	93	70	98	105	1
275	18	164	89	2	162	98	99	162	107	154	166	0
455	36	288	146	3	257	172	171	255	177	252	271	1
180	16	102	57	1	94	71	70	93	67	94	104	0
175	12	114	46	0	99	63	66	94	52	105	117	1
382	23	229	125	0	219	142	148	209	126	230	238	1
737	51	445	228	1	412	276	284	396	245	429	459	2
103	6	61	30	1	59	40	40	56	36	56	64	0
182	8	116	52	3	106	65	74	83	65	103	106	0
89	5	45	38	0	35	52	51	33	52	31	38	0
104	5	77	20	0	65	31	41	54	38	56	70	0
110	8	51	46	2	45	57	54	43	53	46	51	0
588	32	350	186	6	310	245	260	279	244	292	329	0
172	10	103	57	0	86	71	73	91	79	85	102	1
105	5	53	45	0	59	39	37	60	40	58	70	0
291	12	139	130	0	121	160	163	110	146	122	144	0
246	9	157	72	0	148	87	92	143	92	142	177	0
304	9	138	150	0	123	163	165	121	163	120	149	0
1118	45	590	454	0	537	520	530	525	520	527	642	1



Official Abstract of Votes - General Election - November 5, 2002  
Franklin County, Ohio  
Offices

GOVERNOR AND LT GOV      ATTORNEY GENERAL      AUDITOR OF STATE      SECRETARY OF STATE      TREASURER OF STATE      REP TO CONGRESS (07th Dist)

	Vote For 1		Vote For 1		Vote For 1		Vote For 1		Vote For 1		Precinct Public Count			
	(IND)	(DEM)	(REP)	(DEM)	(REP)	(DEM)	(REP)	(DEM)	(REP)					
-A	7	115	173	2	102	197	194	98	182	103	129	172	1	311
-B	16	175	352	0	162	360	360	168	329	185	219	296	0	551
-C	11	109	181	0	100	187	194	95	182	104	129	160	0	306
-D	9	134	185	0	113	205	200	121	184	124	143	173	0	329
-E	10	190	278	1	170	295	303	158	278	173	218	239	0	483
-F	8	65	152	0	62	153	158	63	135	71	74	144	0	235
-G	3	82	66	1	80	70	75	73	69	80	98	53	0	157
-H	16	153	180	1	144	204	211	137	207	142	187	159	0	361
-I	17	248	267	0	209	313	309	207	305	207	263	244	0	548
-J	11	91	116	1	86	128	138	76	126	83	103	107	0	224
-K	1	16	4	0	16	3	5	14	4	15	17	2	0	21
-L	19	120	184	1	117	201	212	107	198	118	147	168	0	328
-M	18	155	294	2	146	319	323	140	320	138	187	275	0	478
	146	1653	2432	9	1507	2635	2682	1457	2529	1543	1914	2192	1	4332
-A	9	197	174	1	175	188	195	178	203	164	221	154	0	396
-B	10	171	82	0	164	94	95	170	110	155	196	73	0	278
-C	17	157	160	0	156	157	159	151	162	160	183	137	0	342
-D	10	148	136	0	140	145	149	135	145	142	167	115	0	303
-E	10	157	127	0	133	149	154	131	150	133	151	131	0	300
-F	5	96	67	1	91	69	80	84	73	88	106	54	0	175
	61	926	746	2	859	812	832	849	843	842	1024	664	0	1794
-A	6	123	49	0	127	46	53	120	56	115	146	31	0	180
-B	8	139	65	0	141	64	73	133	77	126	155	49	0	220
-C	8	295	117	3	275	128	131	271	168	235	323	83	0	429
-D	15	303	123	0	298	124	143	285	185	243	333	86	0	449
-E	11	76	73	0	73	83	82	69	66	79	89	67	0	164
-F	2	252	91	1	230	101	106	222	124	210	262	65	0	354
	50	1188	518	4	1144	546	588	1100	676	1008	1308	381	0	1796

COLS 46

COLS 47

COLS 48

Official Abstract of Votes - General Election - November 5, 2002  
Franklin County, Ohio  
Offices

GOVERNOR AND LT GOV      ATTORNEY GENERAL      AUDITOR OF STATE      SECRETARY OF STATE      TREASURER OF STATE      REP TO CONGRESS (97th Dist)

	Vote For 1		Vote For 1		Vote For 1		Vote For 1		Vote For 1		Precinct Public Count						
	(IND)	(DEM)	(REP)	(DEM)	(REP)	(DEM)	(REP)	(DEM)	(REP)								
-A	17	103	127	0	84	157	156	86	146	94	117	122	0	106	18	110	253
-B	19	179	233	2	168	255	262	160	226	190	197	229	0	181	30	192	449
-C	21	213	147	0	201	179	185	192	162	202	233	146	0				394
-D	19	152	172	0	156	181	191	148	155	180	170	168	0	160	18	148	358
-E	7	82	82	0	82	87	89	78	82	84	90	79	0	78	14	74	173
-F	7	120	163	1	110	175	187	98	177	106	122	156	1	115	22	141	286
	90	849	924	3	801	1034	1070	762	948	856	929	900	1	640	102	665	1923
-A	9	242	59	1	233	53	66	214	84	197	246	48	0				328
-B	0	347	56	0	307	54	66	319	95	290	344	26	0				415
-C	5	206	68	0	182	82	87	174	82	181	210	52	0				284
-D	12	112	158	0	106	161	175	92	151	108	134	129	0				285
	26	907	341	1	828	350	394	799	412	776	934	255	0				1312
-A	6	310	73	0	283	74	81	277	98	261	320	47	0				401
-B	0	168	44	0	156	45	54	141	67	138	169	32	0				219
-C	8	366	80	0	352	82	83	350	115	322	388	48	0				472
-D	9	194	64	0	196	60	73	191	88	175	216	36	0				283
	23	1038	261	0	987	261	291	959	368	896	1093	163	0				1375
-A	20	176	243	0	140	291	292	140	248	175	197	231	0				455
-B	16	185	248	0	180	254	269	167	254	179	224	209	0				453
-C	8	164	212	1	125	251	251	118	221	145	166	204	0				388
-D	11	143	99	0	154	92	101	145	111	133	178	69	0				256
-E	9	136	80	1	151	65	77	134	98	121	162	52	0				233
-F	16	148	167	1	152	179	192	139	193	140	190	141	0				352
-G	7	67	57	0	72	54	55	71	56	68	80	44	0				131
-H	3	97	77	0	95	75	88	80	96	74	105	64	0				179
	90	1116	1183	3	1069	1261	1325	994	1277	1035	1302	1014	0				2447

Official Abstract of Votes - General Election - November 5, 2002  
Franklin County, Ohio  
Offices

GOVERNOR AND LT GOV      ATTORNEY GENERAL      AUDITOR OF STATE      SECRETARY OF STATE      TREASURER OF STATE      REP TO CONGRESS (07th Dist)

	Vote For 1		Vote For 1		Vote For 1		Vote For 1		Vote For 1		Vote For 1		Precinct Public Count
	(IND)	(DEM)	(REP)	(DEM)	(REP)	(DEM)	(REP)	(DEM)	(REP)	(DEM)	(IND)	(REP)	
-A	13	91	202	0	81	224	225	80	188	97	104	184	318
-B	15	109	265	0	99	287	284	99	257	120	122	247	398
-C	15	122	253	0	110	274	276	112	243	136	139	242	398
-D	19	161	222	1	148	248	257	140	223	157	186	204	408
-E	13	118	217	0	102	241	239	104	215	120	132	202	353
-F	5	65	43	0	56	56	65	49	62	50	61	52	115
-G	16	107	125	0	107	141	145	100	143	100	119	128	252
-H	5	56	50	0	51	57	62	46	56	51	63	41	111
-I	19	127	199	0	110	224	235	103	216	113	130	204	354
	120	956	1576	1	864	1752	1788	833	1613	944	1056	1514	2707
-A	9	159	161	0	152	173	177	146	163	158	185	140	342
-B	12	123	205	1	106	224	212	114	205	121	139	190	352
-C	12	109	141	2	107	155	158	101	139	120	132	123	272
-D	15	151	216	0	124	244	237	132	224	134	162	201	388
-E	8	117	167	0	108	186	184	103	172	115	138	150	303
-F	12	176	183	0	163	206	206	155	209	146	201	158	383
	68	835	1073	3	760	1188	1174	751	1112	794	957	962	2040
-A	4	155	73	0	146	67	83	144	96	132	172	56	241
-B	13	220	61	0	214	73	72	203	90	187	231	51	300
-C	14	232	67	0	215	78	88	215	107	194	258	41	323
-D	18	210	70	0	203	86	87	197	90	196	229	63	305
	49	817	271	0	778	304	330	759	383	709	890	211	1169
-A	7	170	86	0	159	90	98	157	108	148	185	68	268
-B	6	156	58	0	162	54	58	156	72	144	182	32	224
-C	7	179	66	0	170	66	72	174	97	148	199	37	258
-D	3	180	57	0	175	53	57	177	81	150	203	32	245
-E	6	360	112	0	360	88	112	348	176	291	414	43	495
-F	10	335	98	0	338	83	114	304	149	274	373	50	449
-G	11	333	103	1	308	119	134	297	158	278	353	74	462
-H	9	219	75	0	240	58	79	206	98	198	252	39	311
-I	18	121	149	1	117	164	177	106	155	121	143	135	294
	77	2053	804	2	2030	775	901	1925	1094	1752	2304	510	3006

Official Abstract of Votes - General Election - November 5, 2002  
Franklin County, Ohio  
Offices

GOVERNOR AND LT GOV      ATTORNEY GENERAL      AUDITOR OF STATE      SECRETARY OF STATE      TREASURER OF STATE      REP TO CONGRESS (07th Dist)

	Vote For 1		Vote For 1		Vote For 1		Vote For 1		Vote For 1		Precinct Public Count	
	(IND)	(DEM)	(REP)	(DEM)	(REP)	(DEM)	(REP)	(DEM)	(REP)			
-A	7	118	127	2	106	140	142	103	121	122	120	257
-B	12	104	154	0	99	166	170	96	146	110	144	277
-C	24	135	226	0	128	260	255	126	233	150	213	400
-D	12	156	315	2	143	343	354	132	315	157	289	496
-E	6	73	130	0	71	135	132	71	123	79	111	212
-F	19	107	351	0	105	370	376	97	355	114	316	485
-G	18	110	165	0	96	197	183	98	175	107	179	303
-H	25	142	279	0	114	327	331	106	300	133	265	456
-I	11	68	158	1	56	180	166	66	156	70	148	244
-J	6	113	232	3	93	254	260	88	253	92	216	362
	140	1126	2137	8	1011	2372	2369	983	2177	1134	2001	3492
-A	16	173	148	1	164	163	171	160	146	171	203	345
-B	22	163	204	0	125	255	255	125	222	151	160	402
-C	13	82	162	1	73	184	178	78	149	102	93	266
-D	10	140	149	0	119	178	185	111	147	137	157	313
-E	29	151	333	1	134	378	386	125	327	173	174	527
-F	12	152	246	0	135	270	277	126	236	153	181	417
-G	20	140	169	2	131	203	184	142	171	159	171	345
-H	15	108	211	0	93	237	239	90	219	101	204	343
	137	1109	1622	5	974	1868	1875	957	1617	1147	1575	2958
-A	23	163	228	0	127	279	277	131	243	150	170	424
-B	14	113	224	2	100	252	261	85	226	115	133	366
-C	11	100	169	0	85	194	194	81	182	89	102	285
-D	10	100	121	0	82	138	143	79	130	89	107	233
-E	4	34	49	0	31	47	53	29	44	38	37	88
-F	12	98	147	1	89	165	170	85	159	92	105	265
	74	608	938	3	514	1075	1088	490	984	573	654	1661

COLS 57

COLS 58

COLS 59

Official Abstract of Votes - General Election - November 5, 2002

Franklin County, Ohio  
Offices

GOVERNOR AND LT GOV      ATTORNEY GENERAL      AUDITOR OF STATE      SECRETARY OF STATE      TREASURER OF STATE      REP TO CONGRESS (07th Dist)

	Vote For 1		Vote For 1		Vote For 1		Vote For 1		Vote For 1		Precinct Public Count			
	(IND)	(DEM)	(REP)	(DEM)	(REP)	(DEM)	(REP)	(DEM)	(REP)					
-A	16	105	232	2	96	250	246	98	237	102	123	216	0	357
-B	10	94	197	2	81	221	221	78	206	87	111	189	0	312
-C	19	127	354	0	102	387	378	113	359	124	159	326	0	510
-D	12	120	282	0	98	303	303	99	277	114	147	252	0	419
-E	18	88	151	2	85	171	170	86	148	100	104	152	0	266
-F	13	116	358	0	106	381	379	97	367	112	136	340	0	497
-G	1	51	155	1	37	163	159	41	152	47	60	136	0	211
	89	701	1728	7	605	1872	1856	612	1746	686	840	1611	0	2572
-A	13	103	128	0	81	152	145	88	130	104	124	109	0	250
-B	10	122	124	1	124	128	137	117	130	119	156	92	0	261
-C	15	133	104	0	123	123	134	114	125	119	144	98	0	256
-D	18	149	271	0	124	314	321	116	283	143	161	271	0	449
	56	507	627	1	452	717	737	435	688	485	585	570	0	1216
-A	4	69	99	1	67	111	108	67	109	66	87	90	0	182
-B	11	128	151	0	118	175	177	114	173	116	140	152	0	299
-C	25	108	232	2	110	254	255	99	253	107	143	216	0	375
-D	14	102	190	0	107	196	204	99	197	101	121	180	0	312
-E	20	124	207	2	112	235	232	113	228	114	141	202	0	363
-F	16	135	162	1	129	182	181	126	170	129	162	141	0	319
-G	16	278	203	1	275	225	233	258	265	229	325	166	0	518
-H	10	167	190	1	166	195	213	149	226	135	197	158	0	374
-I	20	107	230	4	104	242	248	98	242	99	128	217	0	369
	136	1218	1664	12	1188	1815	1851	1123	1863	1096	1444	1522	0	3111

COLS 60

COLS 61

COLS 62

