

- OFFICIAL RESULTS -
PRIMARY/SPECIAL ELECTION - MAY 8, 2001
FRANKLIN COUNTY, OHIO

ABSTRACT OF VOTES CAST AT THE PRIMARY/SPECIAL ELECTION
HELD ON TUESDAY, MAY 8, 2001, IN FRANKLIN COUNTY, OHIO


STATE OF OHIO

FRANKLIN COUNTY, SS:


WE DO HEREBY CERTIFY THE FOREGOING RESULTS AS THEY APPEAR BY THE OFFICIAL RETURNS OF THE PRECINCTS IN FRANKLIN COUNTY, STATE OF OHIO, DULY RETURNED TO, FILED, OPENED, CANVASSED, AND NOW ON FILE IN THE OFFICE OF THE FRANKLIN COUNTY BOARD OF ELECTIONS, CITY OF COLUMBUS, FRANKLIN COUNTY, STATE OF OHIO, OF THE PRIMARY/SPECIAL ELECTION HELD ON TUESDAY, MAY 8, 2001.


WITNESS OUR OFFICIAL SIGNATURES MADE IN THE OFFICE OF THE FRANKLIN COUNTY BOARD OF ELECTIONS, CITY OF COLUMBUS, FRANKLIN COUNTY, STATE OF OHIO, THIS 24th DAY OF MAY, 2001 A.D.


DENNIS E. WHITE, CHAIRMAN


WILLIAM A. ANTHONY, JR.

KEITH MCNAMARA


CAROLYN C. PETREE

ATTEST:

GUY L. REECE, II, DIRECTOR

56407

**** OFFICES ****

COLUMBUS MEMBER OF COUNCIL Pages: 1 - 20

KEVIN L. BOYCE	17,127	16.84%
SALLIE GIBSON	10,908	10.72%
ANNIE HALL	15,577	15.31%
STU HARRIS	10,943	10.76%
JOHN MCGOVERN	2,992	2.94%
MIKE MITCHELL	5,286	5.20%
MARYELLEN O'SHAUGHNESSY	19,513	19.18%
GREG RICHEY	2,280	2.24%
RICHARD W. SENSENBRENNER	17,088	16.80%

WHITEHALL MEMBER OF COUNCIL WARD 3 Pages: 1 - 20

LEO KNOBLAUCH	125	45.13%
TOM POTTER	106	38.27%
LAURA G. ZARLINO	46	16.61%

REYNOLDSBURG MEMBER OF COUNCIL-AT-LARG Pages: 1 - 20

PRESTON STEARNS (DEM)	301	100.00%
-----------------------	-----	---------

HILLIARD MEMBER OF COUNCIL (Full Term).r Pages: 21 - 23

SUSAN BOGAN (REP)	1,177	16.10%
TERRI BOTSKO (REP)	794	10.86%
MIKE COPE (REP)	1,258	17.21%
ED GOVEKAR (REP)	701	9.59%
KIRK HERATH (REP)	1,206	16.50%
MELISSA LOVE-THOMPSON (REP)	824	11.27%
J. WILLIAM UTTLEY, III (REP)	1,349	18.46%

HILLIARD MEMBER OF COUNCIL (UTE1-5-04).r Pages: 21 - 23

ROBERT C. BEISEL (REP)	685	34.70%
DON SCHONHARDT (REP)	1,289	65.30%

REYNOLDSBURG CITY AUDITOR.r Pages: 21 - 23

RICHARD E. HARRIS (REP)	676	42.76%
HOWARD WHITNEY (REP)	905	57.24%

REYNOLDSBURG MEMBER OF COUNCIL-AT-LARG Pages: 21 - 23

LANE J. BEOUGHER (REP)	916	24.58%
WILLIAM L. HILLS (REP)	925	24.82%
RONALD A. LOWIS (REP)	854	22.91%

RON STAKE (REP) 1,032 27.69%

**** QUESTIONS AND ISSUES ****

VILLAGE OF RIVERLEA PROP TAX LEVY (REN) (ISS Pages: 24 - 31

FOR	141	73.82%
AGAINST	50	26.18%

VILLAGE OF VALLEYVIEW PROP TAX LEVY (REP) Pages: 24 - 31

FOR	127	53.59%
AGAINST	110	46.41%

HAMILTON TWP PROP TAX LEVY (REP&INC) (ISSU Pages: 24 - 31

FOR	408	54.91%
AGAINST	335	45.09%

CANAL WINCHESTER LSD PROP TAX LEVY (ISSUE Pages: 24 - 31

FOR	1,104	38.60%
AGAINST	1,756	61.40%

PLAIN LSD PROP BOND ISSUE (ISSUE#10) Pages: 24 - 31

FOR	974	48.85%
AGAINST	1,020	51.15%

WESTERVILLE CSD PROP TAX LEVY (REP) (ISSU Pages: 24 - 31

FOR	4,374	56.01%
AGAINST	3,436	43.99%

WORTHINGTON CSD PROP TAX LEVY (ISSUE#12) Pages: 24 - 31

FOR	6,882	53.58%
AGAINST	5,963	46.42%

LOCAL OPTION COLUMBUS 2-C (ISSUE #1b) Pages: 24 - 31

YES	97	71.85%
NO	38	28.15%

LOCAL OPTION COLUMBUS 45-C (ISSUE #2b) Pages: 32 - 34

YES	26	37.68%
NO	43	62.32%

LOCAL OPTION COLUMBUS 50-D (ISSUE #3A) Pages: 32 - 34

YES	34	61.82%
NO	21	38.18%

56407

Public Count:

LOCAL OPTION COLUMBUS 50-D (ISSUE #3b) Pages: 32 - 34

YES 28 52.83%
 NO 25 47.17%

LOCAL OPTION COLUMBUS 55-C (ISSUE #4A) Pages: 32 - 34

YES 29 23.77%
 NO 93 76.23%

DELAWARE JT VOC SCH DIST PROP TAX LEVY Pages: 32 - 34

FOR 4 100.00%
 AGAINST 0 0.00%

OLENTANGY LSD PROP BOND ISSUE Pages: 32 - 34

FOR 4 100.00%
 AGAINST 0 0.00%

LICKING CO JT VOC SCH DIST PROP BOND ISSUE Pages: 32 - 34

FOR 18 28.13%
 AGAINST 46 71.88%

** TOTALS AVAIL. - MOST POP. COUNTY **

DELAWARE COUNTY - COLS COUNCIL Pages: 1 - 20

KEVIN L. BOYCE 42 12.32%
 SALLIE GIBSON 23 6.74%
 ANNIE HALL 67 19.65%
 STU HARRIS 21 6.16%
 JOHN MCGOVERN 20 5.87%
 MIKE MITCHELL 14 4.11%
 MARYELLEN O'SHAUGHNESSY 79 23.17%
 GREG RICHEY 16 4.69%
 RICHARD W. SENSENBRENNER 59 17.30%

DELAWARE COUNTY - #11 WESTV SD TX Pages: 24 - 31

FOR 994 57.69%
 AGAINST 729 42.31%

FAIRFIELD COUNTY - COLS COUNCIL Pages: 1 - 20

KEVIN L. BOYCE 30 21.74%
 SALLIE GIBSON 17 12.32%
 ANNIE HALL 14 10.14%

STU HARRIS 8 5.80%

JOHN MCGOVERN 9 6.52%

MIKE MITCHELL 6 4.35%

MARYELLEN O'SHAUGHNESSY 27 19.57%

GREG RICHEY 4 2.90%

RICHARD W. SENSENBRENNER 23 16.67%

FAIRFIELD COUNTY - REY AUDITOR Pages: 21 - 23

RICHARD E. HARRIS (REP) 1 20.00%
 HOWARD WHITNEY (REP) 4 80.00%

FAIRFIELD COUNTY - REY COUN-AT-LG.d Pages: 1 - 20

PRESTON STEARNS (DEM) 0 0.00%

FAIRFIELD COUNTY - REY COUN-AT-LG.r Pages: 21 - 23

LANE J. BEOUGHER (REP) 3 25.00%
 WILLIAM L. HILLS (REP) 3 25.00%
 RONALD A. LOWIS (REP) 2 16.67%
 RON STAKE (REP) 4 33.33%

FAIRFIELD COUNTY - #09 C WIN SD TX Pages: 24 - 31

FOR 308 33.44%
 AGAINST 613 66.56%

LICKING COUNTY - REY AUDITOR Pages: 21 - 23

RICHARD E. HARRIS (REP) 113 39.37%
 HOWARD WHITNEY (REP) 174 60.63%

LICKING COUNTY - REY COUN-AT-LG.d Pages: 1 - 20

PRESTON STEARNS (DEM) 50 100.00%

LICKING COUNTY - REY COUN-AT-LG.r Pages: 21 - 23

LANE J. BEOUGHER (REP) 178 26.14%
 WILLIAM L. HILLS (REP) 173 25.40%
 RONALD A. LOWIS (REP) 156 22.91%
 RON STAKE (REP) 174 25.55%

LICKING COUNTY - #10 PLAIN SD BND Pages: 24 - 31

FOR 1 50.00%
 AGAINST 1 50.00%

COLUMBUS MEMBER OF COUNCIL

WHITEHALL MEMBER OF
COUNCIL WARD 3

REYNOLDSBURG
MEMBER OF
COUNCIL-AT-
LARGE, d

Vote For 3			Vote For 1			Vote For 3 (DEM)						
K B E O V Y I C N E L	S G A I L B L O S E N	A H A N N A L L E	S H U R R I S S	J M O C H G V E R N	M M I K T E H L L	M O A S H A L L E H N E	G R I G R I G R I G R I	R S I E N S E N	L K E N O B L A U C H	T P O O M T T E R	L Z A A R L I N O	P S R T E E S A S T R O N S

Precinct
Public
Count

	31	16	12	6	8	37	5	34	55
-A	14	20	15	7	11	22	1	21	47
-B	37	25	34	7	18	40	5	32	83
-C	82	53	61	16	37	99	11	87	185
-A	23	11	18	4	7	30	0	28	44
-B	30	12	20	9	10	36	1	37	59
-C	65	16	35	21	23	78	11	79	124
-D	39	20	32	27	11	37	4	38	74
-E	38	22	26	20	9	36	8	38	73
-F	48	12	26	7	10	50	4	49	83
	243	93	157	105	70	267	28	269	457
-A	47	3	2	3	5	42	2	40	51
-B	58	8	12	5	17	56	2	51	73
-C	50	18	25	9	9	46	2	39	71
-D	43	13	22	17	14	44	7	35	71
	198	42	61	34	45	188	13	165	266
-A	48	10	13	5	18	47	1	33	61
-B	49	11	14	9	13	53	2	41	66
-C	21	3	6	1	13	21	2	14	29
-D	47	3	7	2	16	39	3	31	54
	165	27	40	18	60	160	8	119	210
-A	76	9	6	0	27	58	1	49	81
-B	62	10	7	1	24	47	4	40	68
-C	91	13	4	0	26	76	6	65	99
-D	25	4	5	3	13	19	1	15	31
	254	36	22	4	90	200	12	169	279
-A	68	10	13	4	16	59	2	59	83
-B	133	8	11	4	45	93	2	94	140
-C	82	15	7	1	29	58	3	52	94
-D	87	17	9	2	35	59	3	55	100
-E	73	8	7	1	35	46	6	42	84
-F	122	13	5	3	36	89	5	76	131
	565	71	56	31	196	404	21	378	632

Primary/Special Election-May 8, 2001
 Official Election Results
 Offices

COLUMBUS MEMBER OF COUNCIL

WHITEHALL MEMBER OF
 COUNCIL WARD 3

REYNOLDSBURG
 MEMBER OF
 COUNCIL-AT-
 LARGE, d

	Vote For 3										Vote For 1										Vote For 3 (DEM)										
	K E V I N	B O Y C N E	S G A I L B L O S E N	A H N A N L L E	S H T A U R R I S	J M O C H G N O V E R N	M I K E C H E L L	M O S E L G L E H N E	G R I G H T E Y	R S I E N S A E R B R E N	L K E N O B L A U C H	T P O M T E R E R	L A A R L A I N O	P S T R E S S A R I O N S	Preinct Public- Count																
COLS 07	-A	41	8	5	1	1	21	27	1	25				51																	
	-B	99	11	20	4	4	47	78	4	69				119																	
	-C	51	6	10	3	0	14	41	4	33				58																	
	-D	61	14	4	2	1	25	42	3	35				70																	
	-E	85	8	15	3	11	44	67	5	67				109																	
		337	47	54	13	17	151	255	17	229				407																	
COLS 08	-A	26	10	11	4	4	6	29	3	24				40																	
	-B	75	21	34	24	30	20	105	16	88				146																	
	-C	19	16	25	18	8	3	24	5	26				51																	
	-D	33	16	18	14	3	3	38	7	31				63																	
		153	63	88	60	45	32	196	31	169				300																	
COLS 09	-A	26	3	11	5	8	10	29	2	26				42																	
	-B	23	18	18	17	5	6	22	4	18				46																	
		49	21	29	22	13	16	51	6	44				88																	
COLS 10	-A	7	8	12	4	6	3	8	4	8				21																	
	-B	3	2	1	4	3	2	2	3	2				8																	
	-C	35	8	12	10	2	7	27	2	29				47																	
	-D	21	4	5	3	1	6	24	1	18				29																	
	-E	7	12	18	11	6	6	13	3	5				28																	
	-F	18	11	22	8	3	9	20	4	22				42																	
	-G	25	22	21	18	5	10	24	5	20				53																	
	-H	4	8	8	6	0	3	14	0	13				21																	
	-I	6	5	5	7	2	3	5	2	6				15																	
	-J	3	10	12	9	2	3	6	2	4				18																	
	-K	11	10	18	12	2	5	13	4	7				31																	
	-L	7	15	20	13	4	7	14	6	9				31																	
	-M	15	16	25	19	6	3	16	3	15				42																	
	-N	5	6	25	11	3	3	23	2	20				13																	
	-O	19	14	25	11	3	4	6	4	6				28																	
	-P	8	13	21	16	2	1	4	0	2				10																	
	-Q	5	6	8	2	1	1	4	0	2				26																	
	-R	7	17	21	11	2	0	9	1	5				2																	
	-S	2	1	0	0	0	0	1	0	2				2																	
	-T	5	9	14	9	1	3	9	0	5				20																	
	-U	10	20	23	22	3	1	15	3	11				41																	
		230	213	297	200	54	81	256	55	212				571																	

Primary/Special Election-May 8, 2001
 Official Election Results
 Offices

COLUMBUS MEMBER OF COUNCIL

WHITEHALL MEMBER OF
 COUNCIL WARD 3

REYNOLDSBURG
 MEMBER OF
 COUNCIL-AT-
 LARGE, d

Vote For 3	Vote For 1	Vote For 3 (DEM)	Precinct Public Count										
K B E O V Y I C N E L	S G A I L B I O E N	A H N A L L E	S H U R R I S	J M O C H G N O V E R N	M M I K T E H L L	M O A S H E L U G N E	G R I C H E Y	R S I E N O	L K E N O B L A U C H	T P O M T T E R	L Z A A U R L I N O	P S R T E S S A T R O N S	22
10	8	4	9	2	4	13	1	10					22
-A	29	16	16	14	7	25	5	27					51
-B	32	26	41	32	7	42	7	57					91
-C	21	14	24	15	1	28	5	24					47
-D	26	36	55	38	4	48	3	48					92
-E	118	100	140	108	16	156	21	166					303

COLS 11	18	4	8	4	3	19	4	14					30
-A	27	7	10	6	2	25	4	16					40
-B	12	3	6	5	2	16	2	13					22
-C	30	19	17	10	12	39	11	37					64
-D	87	33	41	25	19	99	21	80					156

COLS 12	9	0	2	2	2	10	1	9					13
-A	50	5	8	2	0	44	3	37					59
-B	20	3	5	2	1	18	0	14					25
-C	71	12	16	2	4	50	1	45					78
-D	150	20	31	8	7	122	5	105					175

COLS 13	62	40	57	40	9	91	8	82					139
-A	25	12	12	12	5	31	6	25					46
-B	57	13	20	16	6	66	2	55					88
-C	12	5	8	6	1	21	2	15					27
-D	156	70	97	74	21	209	18	177					300

COLS 14	8	4	5	6	4	9	5	9					19
-A	41	28	41	30	4	44	7	46					89
-B	49	32	46	36	8	53	12	55					108

COLS 15	17	6	8	5	11	15	13	14					34
-A	21	12	11	9	8	23	8	24					46
-B	12	11	15	8	7	13	8	13					35
-C	7	4	6	1	4	10	2	7					16
-D	12	5	6	3	5	10	4	14					26
-E	69	38	46	26	40	71	40	72					157

COLS 16	26	2	5	3	3	23	2	18					32
-A	64	8	11	5	4	59	5	44					80
-B	72	8	6	2	4	53	3	48					77
-C	85	8	6	1	1	68	3	57					90
-D	47	8	9	5	2	38	3	32					55
-E	294	34	37	16	14	241	16	199					334

Primary/Special Election-May 8, 2001
 Official Election Results
 Offices

COLUMBUS MEMBER OF COUNCIL

WHITEHALL MEMBER OF
 COUNCIL WARD 3

REYNOLDSBURG
 MEMBER OF
 COUNCIL-AT-
 LARGE, d

	Vote For 3	Vote For 1	Vote For 3 (DEM)	Precinct Public Count									
K B E O V I C N E	S G A I B L S E N	A H N L L E	S H A U R I S	J M O C H O V E R N	M M I T K E C H E L L	M O A S L L G H N E	G R I E C H E Y	R S I E N S	L K E N O B L A U C H	T P O T T E R	L A A R L I N O	P S R E A S T O N S	

COLS 18

-A	31	9	20	10	19	17	45	21	31	73
-B	42	15	21	21	17	11	56	5	45	84
-C	33	10	12	6	11	6	32	10	25	49
-D	37	21	29	29	17	15	48	13	43	88
-E	49	22	27	27	13	13	54	8	46	91
-F	33	10	19	17	28	18	30	25	25	73
	225	87	128	110	105	80	265	82	215	458

COLS 19

-A	41	33	50	61	7	12	50	3	56	112
-B	52	30	34	46	12	16	56	9	54	106
-C	73	31	38	74	13	14	79	11	70	145
-D	50	49	57	71	5	17	51	11	129	129
-E	37	18	25	34	9	9	45	3	42	79
-F	70	23	31	31	17	17	78	17	63	123
-G	70	23	31	31	17	17	57	4	122	128
-H	65	24	36	41	11	14	73	14	64	119
	443	253	334	428	82	110	489	72	472	941

COLS 20

-A	67	40	49	58	15	13	84	7	84	147
-B	36	9	21	23	16	17	44	14	34	76
-C	54	28	42	45	15	18	59	9	55	112
	157	77	112	126	46	48	187	30	173	335

COLS 21

-A	38	27	39	42	10	13	54	4	53	98
-B	40	42	56	48	13	15	53	12	53	115
-C	40	42	56	48	14	16	50	9	48	112
-D	28	13	18	13	3	9	27	1	23	46
-E	52	38	59	65	4	12	76	8	83	136
-F	32	43	55	55	7	5	39	4	40	96
	242	201	280	269	51	70	299	38	300	603

COLS 22

-A	50	60	80	83	8	12	59	3	71	150
-B	28	31	39	39	9	15	40	5	37	83
-C	25	29	43	44	6	9	35	3	38	80
-D	20	41	60	53	4	11	33	5	32	88
-E	25	21	35	29	6	5	26	6	37	65
-F	28	32	45	34	6	10	37	8	38	81
-G	46	39	64	51	10	9	68	5	61	127
-H	19	32	46	46	6	5	37	5	30	78
	241	285	412	379	55	76	335	40	344	752

Primary/Special Election-May 8, 2001
 Official Election Results
 Offices

COLUMBUS MEMBER OF COUNCIL

WHITEHALL MEMBER OF
 COUNCIL WARD 3

REYNOLDSBURG
 MEMBER OF
 COUNCIL-AT-
 LARGE, D

	Vote For 3										Vote For 1										Vote For 3 (DEM)										Precinct Public Count
	K E V I N L	B O Y C N E	S G A I B L S I O E N	A H N A L L E	S H A R T U R I S	J M O C H O G N V E R N	M M I K T E H L L	M O A R S H E L L E H N E	G R I C H E Y E Y	R S I E N S A E R N B R E W E N	L K E N O B L A U C H	T P O M T R E R	L A A U R I L A I N O	P S T R E E S A T R O N S																	
COLS 23	-A	30	12	19	8	5	8	33	1	34					52																
	-B	34	10	23	19	12	17	33	8	28				65																	
	-C	44	15	16	13	4	6	43	3	35				61																	
	-D	26	14	21	10	5	8	31	4	33				52																	
		134	51	79	50	26	39	140	16	130				230																	
COLS 24	-A	26	5	14	3	7	12	28	11	36				49																	
	-B	20	9	15	10	5	4	26	2	25				40																	
	-C	27	13	28	19	7	12	36	4	32				62																	
	-D	45	10	11	8	2	10	33	2	31				56																	
	-E	21	16	25	14	5	9	29	2	31				54																	
		139	53	93	54	26	47	152	21	155				261																	
COLS 25	-A	77	9	19	5	2	18	65	1	52				89																	
	-B	38	6	17	12	7	18	37	4	28				59																	
	-C	57	4	5	1	1	13	48	4	45				65																	
	-D	90	8	8	0	0	22	78	3	63				97																	
	-E	81	6	6	4	2	22	67	7	50				88																	
	-F	51	17	9	8	2	14	45	2	35				65																	
	-G	100	6	14	4	0	15	82	5	77				107																	
		494	56	75	34	14	122	422	26	350				570																	
COLS 26	-A	32	4	6	3	2	7	20	1	21				35																	
	-B	5	0	0	0	0	1	6	2	4				6																	
	-C	29	6	8	3	2	14	20	4	17				39																	
	-D	53	15	16	12	6	27	38	2	44				79																	
	-E	24	7	6	5	2	6	20	0	18				32																	
		143	32	36	23	12	55	104	9	104				191																	
COLS 27	-A	37	15	20	12	6	14	41	6	30				66																	
	-B	22	8	7	7	3	3	20	3	16				30																	
	-C	46	24	31	28	9	6	52	5	49				87																	
	-D	44	23	34	22	2	12	40	1	35				75																	
	-E	39	16	26	16	3	14	33	4	34				65																	
	-F	68	35	47	34	4	8	83	8	73				128																	
		256	121	164	119	25	57	289	27	237				451																	

Primary/Special Election-May 8, 2001
 Official Election Results
 Offices

COLUMBUS MEMBER OF COUNCIL

WHITEHALL MEMBER OF
 COUNCIL WARD 3

REYNOLDSBURG
 MEMBER OF
 COUNCIL-AT-
 LARGE

	Vote For 3	Vote For 1	Vote For 3 (DEM)	Precinct Public Count				
K B E O V Y I C N E L	S G A H S H J M M M O G R I R S L K T P L Z P S	A I B L N A U R H O G I K T A S R E N O O T O L A A R T E E S A R E	A I B L N A U R H O G I K T A S R E N O O T O L A A R T E E S A R E	90				
74	14	16	6	4	25	61	2	46
-B	29	11	5	7	3	21	4	47
-C	21	13	6	5	7	37	1	68
-D	33	43	32	5	16	16	2	54
-E	58	20	9	1	42	127	2	112
-F	24	33	21	3	27	94	3	95
-G	26	13	10	1	10	40	0	31
635	205	149	89	24	178	518	14	453
-A	12	13	17	11	14	10	6	11
-B	26	5	9	6	7	19	4	20
-C	19	12	15	12	2	19	4	19
-D	20	12	21	16	5	30	1	29
77	42	62	45	13	31	78	15	79
-A	35	31	43	38	2	35	8	33
-B	7	11	16	12	7	11	3	8
-C	17	13	31	20	12	25	6	29
-D	27	34	45	43	2	31	2	35
-E	18	23	29	23	7	29	3	29
-F	9	20	32	26	2	15	2	18
113	132	196	162	22	43	146	24	152
-A	71	9	8	2	20	54	5	60
-B	9	9	14	12	4	22	2	26
-C	9	5	11	4	5	12	2	12
-D	24	5	5	6	5	21	0	19
-E	18	9	10	12	5	20	0	21
141	37	48	36	9	39	129	9	138
-A	28	32	43	36	11	42	13	45
-B	36	31	39	28	9	44	1	50
-C	19	7	11	12	0	23	3	20
-D	39	17	21	20	7	43	8	44
122	87	114	96	29	33	152	25	159

COLS 28
 COLS 29
 COLS 30
 COLS 31
 COLS 32

Primary/Special Election-May 8, 2001
 Official Election Results
 Offices

COLUMBUS MEMBER OF COUNCIL
 WHITEHALL MEMBER OF
 COUNCIL WARD 3
 REYNOLDSBURG
 MEMBER OF
 COUNCIL-AT-
 LARGE-D

	Vote For 3										Vote For 1										Vote For 3 (DEM)										Precinct Public Count
	K E V I N L	B O Y C O N E	S A I L B L I O N	G L B L E N	A H N L E	S H T R I S	J O H N V E R N	M O G E R N	M I C H E L L	M O S E L L E N E	A S H L E Y L E N E	G R I G G E Y	R I C H A R D W E N	S I M O N W E N	L E O O M T R E R	K E N O B L A U C H	P O L L A R I N G	L A U R I N O S	P R E S T O N S												
COLS 33	-A	19	15	13	13	13	6	6	6	21	6	18	18	19	3	32	173	41	42	41											
	-B	16	12	20	14	14	7	7	7	20	3	19	19	3	3	343	111	42	42	42											
	-C	19	15	17	13	13	5	5	4	15	1	18	18	1	1	111	63	38	38	38											
	-D	21	18	24	20	20	5	5	11	27	4	26	25	2	2	111	39	54	54	54											
	-E	23	6	6	6	6	3	3	4	28	3	25	25	3	3	111	36	36	36	36											
	-F	11	8	13	9	9	4	4	3	14	5	14	14	1	1	111	27	27	27	27											
	-G	28	29	34	24	24	7	7	9	31	5	27	27	2	2	111	66	66	66	66											
	-H	20	5	11	5	5	4	4	4	28	5	26	26	1	1	111	39	39	39	39											
		157	108	138	104	104	39	39	48	184	32	173	173	26	26	343	343	343	343	343											
COLS 34	-A	70	36	40	27	27	2	2	25	53	1	56	49	3	3	422	111	41	41	41											
	-B	27	27	37	27	27	2	2	9	21	1	25	25	1	1	422	63	42	42	42											
	-C	31	6	11	6	6	1	1	10	19	1	22	22	1	1	422	39	39	39	39											
	-D	33	26	41	24	24	2	2	12	35	3	41	41	2	2	422	79	79	79	79											
	-E	29	18	25	21	21	4	4	16	25	1	17	17	1	1	422	55	55	55	55											
	-F	45	14	21	15	15	7	7	21	50	5	36	36	1	1	422	75	75	75	75											
		235	127	175	120	120	18	18	93	203	12	197	197	36	36	422	422	422	422	422											
COLS 35	-A	63	7	5	3	3	2	2	19	56	3	49	49	3	3	422	71	41	41	41											
	-B	105	12	8	3	3	0	0	22	78	2	82	82	2	2	422	112	42	42	42											
	-C	130	12	12	6	6	2	2	28	98	2	92	92	1	1	422	139	43	43	43											
	-D	87	10	12	8	8	1	1	15	77	1	75	75	1	1	422	101	44	44	44											
		385	41	37	20	20	5	5	84	309	8	298	298	7	7	422	423	423	423	423											
COLS 36	-A	26	22	34	25	25	3	3	12	41	3	40	40	3	3	72	72	34	34	34											
	-B	14	10	16	13	13	2	2	5	14	3	12	12	2	2	72	32	32	32	32											
	-C	3	0	4	2	2	1	1	1	4	0	5	5	0	0	72	7	7	7	7											
	-D	11	11	23	14	14	6	6	10	15	5	20	20	3	3	72	42	42	42	42											
	-E	18	12	26	13	13	3	3	7	19	3	18	18	2	2	72	42	42	42	42											
	-F	4	1	5	0	0	2	2	3	8	1	3	3	1	1	72	9	9	9	9											
	-G	6	5	7	4	4	3	3	3	5	1	1	1	1	1	72	12	12	12	12											
	-H	7	8	14	8	8	3	3	3	11	4	9	9	1	1	72	23	23	23	23											
		89	69	129	79	79	23	23	44	117	20	108	108	9	9	239	239	239	239	239											
COLS 37	-A	16	9	12	11	11	2	2	4	21	4	22	22	4	4	34	34	34	34	34											
	-B	9	3	7	3	3	0	0	2	12	2	13	13	2	2	34	17	17	17	17											
	-C	4	5	6	6	6	2	2	1	5	1	3	3	1	1	34	11	11	11	11											
	-D	6	2	2	1	1	1	1	0	5	0	6	6	0	0	34	8	8	8	8											
	-E	5	12	16	12	12	2	2	3	13	2	7	7	2	2	34	25	25	25	25											
		40	31	43	33	33	7	7	10	56	9	51	51	7	7	95	95	95	95	95											

Primary/Special Election-May 8, 2001
 Official Election Results
 Offices

COLUMBUS MEMBER OF COUNCIL

WHITEHALL MEMBER OF
 COUNCIL WARD 3

REYNOLDSBURG
 MEMBER OF
 COUNCIL-AT-
 LARGE, d

Vote For 3		Vote For 1		Vote For 3 (DEM)		Precinct Public Count								
K E V I N L	B O Y C N E	S A I L S I O E N	G A I B L S I O E N	A H N A L L E	S H T A U R I S		J O C H N O V E R N	M I K E H E L L	M O S E L E H N E	G R I G G E Y	R S I E N O L L A U C H	L K E N O B L L A U C H	T O M M O R E R	L A A R L A I N O
-A	31	12	24	14	5	42	5	28	5	28	2	2	2	28
-B	29	4	6	5	1	22	2	26	2	38	2	2	2	38
-C	24	15	17	5	9	29	7	38	5	38	7	5	5	51
	84	31	47	24	15	93	22	92	12	92	12	10	10	149
-A	16	4	7	9	5	16	3	13	6	19	10	6	6	29
-B	20	10	9	9	10	22	10	19	10	19	10	10	10	41
	36	14	16	18	15	38	13	32	16	32	13	13	13	70
-A	18	8	16	8	8	21	4	17	3	17	21	3	3	36
-B	4	8	5	2	4	5	4	3	6	3	5	4	4	15
-C	41	21	25	18	14	53	10	41	13	41	13	13	13	85
	63	37	46	28	26	79	18	61	22	61	22	22	22	136
-A	6	4	6	8	2	5	2	5	2	5	2	2	2	15
-B	2	1	1	1	3	3	3	1	3	1	3	3	3	7
-C	4	5	5	4	0	3	1	3	1	3	1	1	1	9
-D	4	1	0	0	1	3	3	1	1	1	3	1	1	5
-E	6	4	6	5	6	6	4	4	4	4	4	4	4	17
	22	15	18	18	12	20	10	14	11	14	11	11	11	53
-A	11	11	12	9	3	12	3	10	3	10	3	3	3	25
-B	8	4	9	4	2	9	2	8	2	8	2	2	2	17
-C	22	15	25	13	8	22	6	21	6	21	6	6	6	51
-D	19	7	10	6	3	30	3	26	3	26	3	3	3	38
-E	22	20	25	19	4	21	4	21	4	21	4	4	4	50
	82	57	81	51	20	94	18	86	18	86	18	18	18	181
-A	35	52	60	60	9	38	5	44	5	44	5	5	5	107
-B	22	22	30	25	6	32	1	29	1	29	1	1	1	60
-C	22	13	17	14	3	24	4	18	3	18	4	4	4	41
-D	28	26	45	36	9	40	5	45	5	45	5	5	5	85
-E	19	10	20	6	3	20	3	19	3	19	3	3	3	35
	126	123	172	141	30	154	15	155	15	155	15	15	15	328

Primary/Special Election-May 8, 2001
 Official Election Results
 Offices

COLUMBUS MEMBER OF COUNCIL

WHITEHALL MEMBER OF
 COUNCIL WARD 3

REYNOLDSBURG
 MEMBER OF
 COUNCIL-AT-
 LARGE, d

Candidate	Vote For 3			Vote For 1			Vote For 3 (DEM)			Precinct Public-Count
	K B E O V Y I C N E L	S G A I L B L S I O E N	A H N A L L E	S H U R R I S	J M O C H G N O V E R N	M M I K T E C H E L L	M O A S H E A L L E H N E	G R I C H E Y	R S I E N O L K E N O T P L A Z P S R T E A S T R A N S	
-A	53	11	16	6	3	25	41	2	25	63
-B	39	13	10	6	1	8	31	2	24	48
-C	41	16	17	9	4	20	35	4	27	62
-D	47	14	15	9	5	14	46	6	47	73
-E	39	9	8	4	5	15	34	2	26	51
-F	30	9	13	14	3	7	28	2	22	47
-G	15	6	3	2	2	8	15	2	7	23
-H	19	10	13	7	1	8	17	2	9	30
-I	17	7	12	7	1	10	16	1	11	30
-J	21	15	16	17	5	7	24	3	21	30
-K	4	8	9	5	0	1	8	0	6	15
	325	118	132	86	30	123	295	26	225	487

COLS 45

-A	31	11	17	17	3	9	30	2	20	50
-B	27	10	8	3	2	10	20	0	13	34
-C	37	16	22	13	8	13	33	4	22	61
-D	16	13	23	16	1	11	15	1	13	38
-E	10	5	10	3	1	6	14	3	8	21
-F	24	8	14	9	3	5	29	4	25	43
-G	19	16	23	11	4	7	17	2	8	36
-H	13	10	8	10	3	5	10	0	14	26
-I	18	12	21	11	4	8	18	4	13	38
-J	23	10	11	8	2	11	17	1	9	34
-K	5	11	13	9	0	1	7	2	7	20
-L	37	33	56	22	32	23	73	17	36	169
-M	72	38	87	27	19	40	122	20	57	238
	333	193	313	199	82	149	405	60	245	808

COLS 46

-A	22	26	29	27	4	5	22	2	23	56
-B	57	68	85	71	9	15	57	5	62	149
-C	24	23	28	15	10	9	25	5	15	54
-D	13	19	24	21	5	4	15	2	18	40
-E	35	37	52	35	8	4	44	2	39	90
-F	12	11	21	13	2	3	17	3	11	33
-G	16	7	9	4	1	4	12	1	10	23
-H	23	23	28	19	6	10	30	5	24	57
-I	42	39	50	37	3	20	40	4	41	100
-J	14	12	11	9	0	4	15	2	13	28
-K	0	0	1	1	4	0	0	0	0	1
-L	18	6	6	3	4	4	12	1	12	23
-M	7	6	9	10	3	7	6	2	6	21
	283	277	353	265	56	88	295	34	274	675

Primary/Special Election-May 8, 2001
 Official Election Results
 Offices

COLUMBUS MEMBER OF COUNCIL

WHITEHALL MEMBER OF
 COUNCIL WARD 3

REYNOLDSBURG
 MEMBER OF
 COUNCIL-AT-
 LARGE,d

Vote For 3		Vote For 1		Vote For 3 (DEM)		Precinct Public Count						
K B	S G	A H	S H	J M	M M	M O	G R	R S	L K	T P	L Z	P S
E O	A I	N A	T A	O C	I T	A S	R I	S I	E N	O O	A U	R E
V Y	B L	N L	U R	H O	K C	S H	E C	E N	O B	M T	R L	S S
I C	L S	E I	R R	N O	E H	E A	H G	H S	L A	T E	A I	A R
N E	I O	E E	I S	V E	L L	L U	Y E	A R	C U	R E	N O	S T
L	E N			R N	L L	L G		R N	H C			R N

COLS 47	-A	45	30	43	31	3	17	50	0	45	91
	-B	42	9	16	14	4	21	38	5	36	66
	-C	42	12	19	15	4	13	37	6	32	64
	-D	36	16	24	20	10	10	38	6	43	72
	-E	30	21	27	20	7	9	30	7	28	63
	-F	17	6	13	11	0	5	14	2	13	28
		212	94	142	111	28	75	207	26	197	384
COLS 48	-A	25	7	8	4	2	8	18	2	15	31
	-B	33	4	11	7	5	4	33	2	27	43
	-C	79	18	24	11	7	30	60	3	54	98
	-D	72	16	17	11	1	22	58	1	45	88
	-E	33	7	11	4	1	11	30	4	26	44
	-F	69	8	18	6	0	27	51	4	44	78
		311	60	89	43	16	102	250	16	211	382
COLS 49	-A	12	5	9	5	1	6	17	2	12	24
	-B	23	25	29	22	10	12	33	4	29	66
	-C	37	23	32	17	8	11	38	10	35	75
	-D	15	14	25	16	3	9	22	3	21	44
	-E	16	5	10	5	5	2	20	1	15	30
	-F	19	9	14	9	5	7	23	3	22	40
		122	81	119	74	32	47	153	23	134	279
COLS 50	-A	90	10	4	5	1	18	72	0	67	96
	-B	105	11	11	4	2	15	92	5	70	115
	-C	50	6	5	2	3	20	39	2	38	58
	-D	16	9	25	14	8	16	24	4	18	54
		261	36	45	25	14	69	227	11	193	323
COLS 51	-A	81	12	10	5	4	22	71	3	56	92
	-B	57	10	10	2	2	8	37	0	39	61
	-C	101	19	10	4	2	32	74	2	66	114
	-D	51	9	14	8	1	15	45	1	42	65
		290	50	44	19	9	77	227	6	203	332

Primary/Special Election-May 8, 2001
 Official Election Results
 Offices

COLUMBUS MEMBER OF COUNCIL

WHITEHALL MEMBER OF
 COUNCIL WARD 3

REYNOLDSBURG
 MEMBER OF
 COUNCIL-AT-
 LARGE, d

Vote For 3		Vote For 1		Vote For 3 (DEM)		Precinct Public Count							
K E V I N E L	B O Y C N E L	S A I L S I O E N	G A I L S I O E N	A H N A L L E	S H U R R I S		J M O C H G N V E R N	M I K E H E L L	M O A R S H A L L E H N E	G R I G O R I E S I E N O L K E N O M T O R L A A R L I N S	R S I E N O L K E N O M T O R L A A R L I N S	L E N O B L A A U C H	T O M M E R R E R G O
-A	41	49	64	50	5	6	38	3	39	100			
-B	42	32	41	30	8	13	42	7	37	87			
-C	30	35	48	38	10	6	32	7	35	87			
-D	26	10	9	12	3	6	22	3	13	36			
-E	20	6	11	3	2	4	21	1	13	29			
-F	32	22	27	22	7	13	25	3	26	65			
-G	5	6	7	5	1	1	5	2	4	12			
-H	20	5	15	6	7	5	22	1	22	39			
	216	165	222	166	43	54	207	27	189	455			
-A	26	25	32	27	3	7	20	1	19	56			
-B	20	42	56	50	7	1	21	2	30	80			
-C	28	33	46	39	11	9	33	4	32	84			
-D	29	27	44	25	8	10	28	3	21	68			
-E	20	29	43	23	8	6	29	1	28	64			
-F	11	7	6	4	0	3	11	0	6	17			
-G	19	23	39	19	4	4	41	5	26	69			
-H	9	5	4	4	1	2	9	0	6	16			
-I	22	17	19	16	4	7	27	3	23	49			
	184	208	289	207	45	49	219	19	191	503			
-A	34	18	28	16	5	7	26	3	27	59			
-B	33	19	28	25	5	10	39	3	30	68			
-C	13	18	19	19	6	6	11	1	14	39			
-D	22	43	55	49	6	7	39	5	34	98			
-E	26	31	34	37	7	10	24	4	22	68			
-F	38	16	31	25	2	7	36	1	32	67			
	186	145	195	171	31	47	175	17	159	399			
-A	42	8	7	2	1	17	32	1	29	51			
-B	65	18	17	5	5	32	56	9	42	91			
-C	93	26	14	8	5	40	70	4	64	118			
-D	60	10	18	3	11	31	62	8	48	90			
	260	62	56	18	22	120	220	22	183	350			

Primary/Special Election-May 8, 2001
 Official Election Results
 Offices

COLUMBUS MEMBER OF COUNCIL

WHITEHALL MEMBER OF
 COUNCIL WARD 3
 REYNOLDSBURG
 MEMBER OF
 COUNCIL-AT-
 LARGE, D

	Vote For 3	Vote For 1	Vote For 3 (DEM)	Precinct Public Count
K B L	21	7	7	30
E O A	29	8	11	41
V Y I	57	5	9	65
C L S	63	12	10	69
N E I	113	27	8	122
O N O	63	9	7	71
E I O	84	16	10	93
N E N	63	11	11	67
L E N	13	16	19	30
A H N	506	111	92	588
S T A	13	19	27	45
R R I	21	21	39	60
S U R	28	13	16	50
I S I	29	18	29	62
J O G	8	12	14	22
H O N	9	14	23	33
V E R	14	18	33	49
N E R	7	3	8	15
M I T	17	4	9	26
E C K	20	4	4	29
T R E	166	131	206	391
H E L	25	15	25	53
L L L	20	13	23	45
E L L	26	11	15	26
L L L	9	9	10	46
L L L	19	15	25	47
L L L	10	9	10	20
L L L	22	17	17	48
L L L	7	5	3	13
L L L	134	101	149	298
L L L	37	36	58	98
L L L	23	36	51	78
L L L	32	39	53	92
L L L	15	11	11	32
L L L	6	10	10	18
L L L	11	22	27	49
L L L	124	154	210	367

COLS 56	COLS 57	COLS 58	COLS 59
-A 21	-A 13	-A 25	-A 37
-B 29	-B 21	-B 20	-B 23
-C 57	-C 28	-C 9	-C 32
-D 63	-D 29	-D 22	-D 15
-E 113	-E 8	-E 19	-E 6
-F 63	-F 9	-F 10	-F 6
-G 84	-G 14	-G 22	-G 6
-H 63	-H 7	-H 7	-H 11
-I 13	-I 17	-I 17	-I 22
-J 20	-J 20	-J 20	-J 22
506	506	506	506
111	111	111	111
92	92	92	92
49	49	49	49
20	20	20	20
127	127	127	127
373	373	373	373
12	12	12	12
343	343	343	343
13	13	13	13
26	26	26	26
49	49	49	49
39	39	39	39
60	60	60	60
46	46	46	46
56	56	56	56
46	46	46	46
8	8	8	8
22	22	22	22
25	25	25	25
30	30	30	30
22	22	22	22
32	32	32	32
6	6	6	6
11	11	11	11
6	6	6	6
23	23	23	23
26	26	26	26
8	8	8	8
10	10	10	10
24	24	24	24
6	6	6	6
16	16	16	16
13	13	13	13
195	195	195	195
29	29	29	29
173	173	173	173
31	31	31	31
22	22	22	22
10	10	10	10
23	23	23	23
20	20	20	20
8	8	8	8
21	21	21	21
4	4	4	4
139	139	139	139
41	41	41	41
26	26	26	26
36	36	36	36
10	10	10	10
4	4	4	4
11	11	11	11
128	128	128	128

COLUMBUS MEMBER OF COUNCIL
 WHITEHALL MEMBER OF COUNCIL WARD 3
 REYNOLDSBURG MEMBER OF COUNCIL-AT-LARGE, D

Vote For 3		Vote For 1		Vote For 3 (DEM)		Precinct Public Count							
K B E O V I C N E L	S G A I B L S I O E N	A H N A L L	S H U R R I S	J O G H O G N V E R N	M I K T C H E L L	M O A S H L E G L E H N E	G R I C H E Y	R S I E N C H S A E R N D B R E W E N	L K E N O B L A U C H	T P O M T T E R	L A A R L I N O	P S T R E S A S T O N S	208
-A	54	48	118	53	22	21	98	18	64	4	20	42	49
-B	20	17	24	22	7	7	18	4	20	9	45	20	161
-C	41	45	91	39	17	21	72	9	30	1	36	14	74
-D	25	35	41	34	5	8	30	0	24	0	24	28	55
-E	17	20	34	26	5	9	25	7	24	3	24	20	55
-F	45	88	109	106	9	14	45	7	58	0	11	11	167
-G	32	31	80	33	14	16	87	5	65	2	9	9	164
	234	284	497	313	79	96	375	44	312	11	97	218	878
-A	33	23	31	24	10	11	38	3	34	0	16	33	71
-B	18	12	7	5	2	6	17	2	12	1	12	30	29
-C	19	10	11	9	1	3	18	1	12	1	39	39	30
-D	42	31	59	40	12	12	46	5	22	5	22	22	99
	112	76	108	78	25	32	119	11	97	6	34	218	229
-A	7	9	12	8	0	4	9	0	6	2	2	42	20
-B	20	11	20	10	4	8	22	2	16	1	20	42	40
-C	21	26	49	27	8	10	52	1	33	5	43	20	87
-D	29	23	33	20	8	11	42	5	33	0	33	33	81
-E	31	33	36	31	7	12	31	8	17	1	17	22	81
-F	28	16	26	13	7	10	29	2	22	2	22	22	76
-G	42	21	33	24	4	11	45	2	31	4	31	31	56
-H	44	23	39	17	3	8	49	8	34	4	34	34	78
-I	26	32	46	25	6	4	42	4	26	4	26	26	93
	258	194	294	175	47	78	321	34	218	4	218	616	85
-A	26	61	78	67	4	8	40	5	42	5	42	42	117
-B	13	13	22	17	3	6	19	1	20	1	20	40	40
-C	41	51	69	61	9	8	52	5	43	5	43	43	115
-D	6	5	8	5	1	0	10	0	6	0	6	6	14
-E	10	16	18	11	1	1	14	0	14	1	14	14	30
-F	22	26	25	25	5	4	23	1	28	3	28	28	55
-G	12	27	35	29	5	5	24	3	20	3	20	20	55
-H	7	15	21	14	2	2	7	0	11	0	11	11	28
-I	11	9	17	12	4	1	10	2	9	2	9	9	28
-J	22	25	42	26	6	8	27	4	26	4	26	26	65
	170	248	335	267	40	43	226	21	219	4	219	547	547

COLUMBUS MEMBER OF COUNCIL

WHITEHALL MEMBER OF
 COUNCIL WARD 3

REYNOLDSBURG
 MEMBER OF
 COUNCIL-AT-
 LARGE, d

Vote For 3	Vote For 1	Vote For 3 (DEM)
K-B	S-G	A-H
E-O	A-I	H-A
V-Y	B-L	N-L
I-C	L-B	L-U
N-E	I-O	S
	E-N	S-H
		S-T
		A-U
		R-R
		I-S
		J-O
		C-H
		G-N
		V-E
		R-N
		M-I
		T-K
		E-L
		L-L
		M-O
		A-S
		R-H
		L-L
		E-L
		L-G
		H-E
		N-E
		G-R
		E-G
		H-E
		Y
		R-I
		C-N
		S-E
		H-S
		A-E
		R-B
		D-R
		W-E
		N
		L-K
		E-N
		O-B
		L-A
		U-C
		H
		T-P
		O-T
		R
		L-A
		R-L
		I-N
		O
		P-S
		R-E
		S-A
		S-T
		R-N

Precinct
 Public
 Count

-A	23	62	78	64	9	12	28	5	31	108
-B	20	16	27	19	10	5	28	7	21	52
-C	10	20	28	24	4	6	17	1	13	43
-D	5	13	19	16	2	2	11	2	10	29
-E	15	16	19	14	1	0	20	1	18	37
-F	16	43	53	34	4	4	28	4	32	75
-G	4	3	7	4	1	2	2	3	2	10
-H	5	2	8	4	1	1	11	2	11	17
	98	175	239	179	32	32	145	25	138	371
-A	57	39	109	23	23	22	106	5	64	223
-B	53	60	131	52	15	22	103	12	60	223
-C	53	56	123	66	21	16	112	13	66	236
-D	30	34	68	44	11	13	57	6	30	135
-E	60	71	121	67	23	32	108	30	69	260
-F	35	39	87	35	18	17	78	7	142	162
-G	57	57	160	63	28	32	157	19	93	316
-H	14	23	35	21	7	10	22	5	18	69
	359	379	834	371	146	164	743	97	442	1624
-A	9	11	14	11	3	6	14	4	14	31
-B	13	8	18	6	4	5	18	0	19	32
-C	24	31	43	35	10	8	34	2	33	86
-D	22	23	37	19	4	13	25	5	19	68
-E	24	36	105	86	13	13	46	7	50	156
-F	24	18	30	21	7	4	24	3	25	62
	126	176	247	178	41	49	161	21	160	435
-A	7	7	4	6	2	5	7	1	6	15
-B	7	15	20	14	2	4	12	1	9	28
-C	8	12	14	7	3	3	16	1	16	27
-D	4	6	2	8	0	5	4	3	4	13
-E	12	11	16	8	2	11	12	5	12	31
-F	12	15	26	18	2	6	18	2	18	40
-G	18	14	27	18	6	7	18	1	22	45
-H	6	7	11	7	1	0	8	1	7	17
-I	6	7	10	9	5	3	9	0	5	18
-J	9	3	6	6	3	0	9	1	8	15
-K	1	3	1	3	3	2	4	0	2	6
	90	100	137	104	27	46	117	16	109	255

Primary/Special Election-May 8, 2001
 Official Election Results
 Offices

COLUMBUS MEMBER OF COUNCIL

WHITEHALL MEMBER OF
 COUNCIL WARD 3

REYNOLDSBURG
 MEMBER OF
 COUNCIL-AT-
 LARGE, D

	Vote For 3	Vote For 1	Vote For 3 (DEM)	Precinct Public Count
K B S G A H S H J M M M O . G R R S L K T P L Z P S	E O A I N A S T A O C I T A S A R I C H E N O O T L A A R T E	V Y L B N L E U R R H O G E K T R S E N O B L A U M T L A A R E E	N E I O E I S S I S E L L E L L U A E H Y E N C H A U C R E S S A R	
L				

COLS 68

-A	22	10	13	11	3	8	17	2	13	35	20	13	35
-B	24	12	12	7	1	9	14	2	14	27	9	14	27
-C	34	16	23	13	1	8	25	3	28	40	12	34	40
-D	15	14	14	4	3	10	11	2	13	18	6	29	18
	95	52	62	35	8	35	67	9	68	151	53	151	151

COLS 69

-A	18	22	38	21	3	7	21	4	20	36	20	36	36
-B	4	3	8	5	0	1	7	1	9	13	9	13	13
-C	25	33	49	39	15	9	37	6	31	62	27	62	62
-D	20	21	33	23	5	5	29	6	27	35	11	35	35
-E	9	17	18	16	1	7	14	3	11	18	6	18	18
-F	8	17	24	17	3	1	9	3	6	31	6	31	31
-G	8	4	7	7	6	1	8	2	6	18	6	18	18
-H	10	8	9	8	1	1	9	1	10	20	10	20	20
-I	14	12	17	11	2	3	18	0	12	32	12	32	32
-J	3	6	12	10	2	0	5	1	5	16	5	16	16

COLS 70

-A	119	143	215	157	38	35	157	27	137	365	96	365	365
-B	32	39	53	42	8	12	41	5	40	96	38	96	96
-C	28	45	56	51	6	8	35	9	38	95	35	95	95
-D	34	43	52	51	11	10	45	2	48	104	2	104	104
-E	45	80	87	87	9	15	57	10	53	155	10	155	155
	26	23	31	29	4	3	23	8	22	58	8	58	58

COLS 71

-A	165	230	279	200	38	48	201	34	201	508	127	508	508
-B	60	45	92	41	21	23	97	22	71	208	50	208	208
-C	29	27	60	25	14	15	57	9	36	115	12	115	115
-D	13	17	26	17	4	7	23	0	12	50	12	50	50
-E	42	24	58	28	7	21	63	5	49	127	12	127	127
-F	23	26	47	26	8	11	47	8	30	189	30	189	189
-G	62	69	126	67	40	26	129	15	82	262	31	262	262
-H	33	38	62	41	11	15	49	6	31	129	24	129	129
-I	47	52	111	61	20	28	108	13	62	240	33	240	240
-J	33	20	42	18	5	9	51	13	33	94	12	94	94
-K	28	32	62	23	10	14	61	8	34	122	8	122	122
-L	49	48	108	70	19	23	108	13	68	244	13	244	244
	27	44	71	50	12	16	68	8	36	158	8	158	158
	446	442	865	467	171	208	861	128	544	1849	128	1849	1849

Primary/Special Election-May 8, 2001
 Official Election Results
 Offices

COLUMBUS MEMBER OF COUNCIL

WHITEHALL MEMBER OF
 COUNCIL WARD 3

REYNOLDSBURG
 MEMBER OF
 COUNCIL-AT-
 LARGE, d

Vote For 3		Vote For 1		Vote For 3 (DEM)		Precinct Public- Count						
K B	S G	A H	S H	M M	M O	G R	R S	L K	T P	L A	P S	
E O	A I	N A	T A	I T	A S	R I	S E	E N	O D	O U	R T	
V Y	B L	N L	U R	C K	R S	C H	C S	O B	M T	L A	E E	
I C	L S	E I	R R	E H	A S	G E	A E	L A	R E	R L	S A	
N E	I O	E I	S I	L L	E L	Y E	R N	U C	G O	A I	S T	
L	E N			L L	L U		D B	H C	R	N O	R N	
					E H		R E			G O	S N	

COLS 72	76	72	169	89	40	24	159	14	14	108	341
-A	47	89	132	92	15	23	67	11	11	56	238
-B	61	95	173	101	26	27	123	16	16	76	322
-C	70	93	181	112	25	29	168	21	21	126	373
-D	55	76	165	69	29	43	147	22	22	87	338
-E	55	87	157	93	24	26	95	16	16	82	278
-F	364	512	977	556	159	172	759	100	100	535	1890

COLS 73	44	40	62	42	14	12	42	9	1	21	114
-A	19	19	29	12	4	4	27	1	2	45	49
-B	37	35	61	38	9	9	53	2	2	45	120
-C	17	22	30	14	4	7	28	5	5	14	54
-D	26	34	57	34	9	10	45	5	5	36	99
-E	31	25	49	26	12	11	42	5	5	37	95
-F	30	20	53	29	20	20	61	8	8	36	130
-G	40	51	96	71	21	33	129	11	11	67	290
-H	21	31	50	36	12	13	43	11	11	25	107
-I	265	277	487	302	105	119	470	57	57	324	1058

COLS 74	51	52	118	44	23	22	106	20	84	234
-A	6	20	31	23	0	1	13	4	9	36
-B	16	30	37	23	4	4	22	5	17	55
-C	11	8	10	9	3	4	12	2	7	23
-D	4	2	7	3	5	4	6	3	6	14
-E	4	2	11	8	2	3	4	1	2	15
-F	8	15	16	15	2	4	10	4	7	15
-G	8	15	16	15	2	4	10	4	7	29
-H	14	10	13	8	3	5	22	2	12	32
-I	114	145	243	133	42	53	195	41	144	438

REYNS 1	15	7	8	13	24	67	105
-A	7	100	50	62	129	415	105
-B	8	50	62	129	415	105	63
-C	13	62	129	415	105	63	38
-D	24	129	415	105	63	38	5
-E	67	105	63	38	5	76	17

REYNS 2	9	10	5	13	17	10	64
-A	9	10	5	13	17	10	64
-B	10	5	13	17	10	64	88
-C	5	13	17	10	64	88	434
-D	13	17	10	64	88	434	16
-E	17	10	64	88	434	16	
-F	10	64	88	434	16		

Primary/Special Election-May 8, 2001
 Official Election Results
 Offices

COLUMBUS MEMBER OF COUNCIL

WHITEHALL MEMBER OF
 COUNCIL WARD 3

REYNOLDSBURG
 MEMBER OF
 COUNCIL-AT-
 LARGE, D

Vote For 3	Vote For 1	Vote For 3 (DEM)	Precinct Public Count
K B S G A H S H J M M M M O G R I R S L K T P L Z P S	E O A I N A S T A O G I T C A S R I C H S I E N O O T O L A A R T E	V Y L B N L L U R R N O G H E H S A B L U A U R M T E R L A A R E E	7
I C L S I E	N E		10
N E			8
L			14
			4
			43
			8
			3
			22
			9
			5
			47
			236
			57
			64
			49
			93
			263
			6281
			6281
			0
			50
			50
			0
			0

REYN 3
 -A
 -B
 -C
 -D
 -E

REYN 4
 -A
 -B
 -C
 -D
 -E

WHITEHALL 3
 -A
 -B
 -C
 -D

ABSENTEE	2057	2084	2511	2042	318	293	2677	259	2748	5	5	4	4	30
DELAWARE COUNTY	2057	2084	2511	2042	318	293	2677	259	2748	5	5	4	4	30
FAIRFIELD COUNTY	42	23	67	21	20	14	79	16	59					0
FAIRFIELD COUNTY	30	17	14	8	9	6	27	4	23					0
LICKING COUNTY	30	17	14	8	9	6	27	4	23					0
Grand Total :	17127	10908	15577	10943	2992	5286	19513	2280	17088	125	106	46	301	

Primary/Special Election-May 8, 2001
 Official Election Results
 Offices

COLUMBUS MEMBER OF COUNCIL

WHITEHALL MEMBER OF
 COUNCIL WARD 3

REYNOLDSBURG
 MEMBER OF
 COUNCIL-AT-
 LARGE, d

	Vote For 3		Vote For 1		Vote For 3 (DEM)		Precinct Public Count				
COLS 01	82	53	84	61	105	16	37	99	11	87	185
COLS 02	243	93	157	105	177	47	70	267	28	269	457
COLS 03	198	42	61	34	34	17	45	188	13	165	266
COLS 04	165	27	40	18	18	10	60	160	8	119	210
COLS 05	254	36	22	4	4	11	90	200	12	169	279
COLS 06	565	71	56	31	31	15	196	404	21	378	632
COLS 07	337	47	54	13	13	17	151	255	17	229	407
COLS 08	153	63	88	60	60	45	196	196	31	169	300
COLS 09	49	21	29	22	22	13	16	51	6	44	88
COLS 10	230	213	297	200	200	54	81	256	55	212	571
COLS 11	118	100	140	108	108	16	43	156	21	166	303
COLS 12	87	33	41	25	25	19	34	99	21	80	156
COLS 13	150	20	31	8	8	7	36	122	5	105	175
COLS 14	156	70	97	74	74	21	32	209	18	177	300
COLS 15	49	32	46	36	36	8	12	53	12	55	108
COLS 16	69	38	46	26	26	40	34	71	40	72	157
COLS 17	225	34	294	16	16	14	91	241	16	199	458
COLS 18	443	87	128	110	110	105	80	285	82	215	458
COLS 19	157	77	112	126	126	46	48	187	30	173	941
COLS 20	242	201	280	269	269	51	70	299	38	300	335
COLS 21	241	285	412	379	379	55	76	335	40	344	603
COLS 22	134	51	79	50	50	26	39	140	16	130	230
COLS 23	489	53	93	54	54	26	47	152	21	155	230
COLS 24	494	56	75	34	34	14	122	422	26	350	261
COLS 25	143	32	36	23	23	12	55	104	9	104	570
COLS 26	635	205	149	89	89	24	178	518	14	453	191
COLS 27	77	42	62	45	45	13	31	78	15	79	451
COLS 28	113	132	196	162	162	22	43	146	24	152	809
COLS 29	141	37	48	36	36	9	39	129	9	138	154
COLS 30	122	87	114	96	96	29	33	152	25	159	343
COLS 31	157	108	138	104	104	39	48	184	32	173	204
COLS 32	235	127	175	120	120	18	93	203	12	197	282
COLS 33	385	41	37	20	20	5	84	309	8	298	343
COLS 34	89	69	129	79	79	23	44	117	20	108	422
COLS 35	40	31	43	33	33	7	10	56	9	51	423
COLS 36	84	31	47	24	24	15	22	84	12	92	239
COLS 37	36	14	16	18	18	15	13	38	16	32	149
COLS 38	63	37	46	28	28	26	18	79	22	61	70
COLS 39	22	15	18	18	18	10	10	20	11	14	136
COLS 40	82	57	81	51	51	20	38	94	18	86	53
COLS 41											181
COLS 42											

Ward Recap

Primary/Special Election-May 8, 2001
 Official Election Results
 Offices

COLUMBUS MEMBER OF COUNCIL
 WHITEHALL MEMBER OF
 COUNCIL WARD 3
 REYNOLDSBURG
 MEMBER OF
 COUNCIL-AT-
 LARGE

Ward Recap

	Vote For 3										Vote For 1			Vote For 3 (DEM)		
	K E V I N	B O Y C N E	S A I L B L E I O E N	G A I L S L I O N	A H N L E	S T R A U R I S	J O H N V E R N	M I K E E H L L	W O D R A S H L E Y L E G H N E	G R E G H E Y	R S I E N S A R N B R E N	L K E N O B A U C H	T O M M E R T E R G O	P L A Z I A A R L G O	P R T H E S A R T O N S	
COLS 43	126	123	172	141	30	42	154	15	155	26	225	5	101	42	30	
COLS 44	325	118	132	86	82	123	295	60	245	49	191	120	5	4	0	
COLS 45	333	193	313	159	82	149	405	34	245	19	191	274	5	4	0	
COLS 46	283	277	353	265	56	88	295	26	197	17	159	214	5	4	0	
COLS 47	212	94	142	111	28	75	207	26	197	17	159	197	5	4	0	
COLS 48	311	60	89	43	16	102	250	16	211	11	203	211	5	4	0	
COLS 49	122	81	119	74	32	47	153	23	134	6	203	134	5	4	0	
COLS 50	261	36	45	25	14	69	227	11	193	6	203	211	5	4	0	
COLS 51	290	50	44	19	9	77	227	6	203	6	203	211	5	4	0	
COLS 52	216	165	222	166	43	54	207	27	189	27	189	219	5	4	0	
COLS 53	184	208	289	207	45	49	219	19	191	19	191	219	5	4	0	
COLS 54	186	145	195	171	31	47	175	17	159	17	159	191	5	4	0	
COLS 55	260	62	56	18	22	120	220	22	183	22	183	219	5	4	0	
COLS 56	506	111	92	49	20	127	373	12	343	12	343	219	5	4	0	
COLS 57	166	131	206	132	39	49	195	29	173	29	173	219	5	4	0	
COLS 58	134	101	149	94	26	40	154	19	139	19	139	219	5	4	0	
COLS 59	124	154	210	181	35	37	152	31	128	31	128	219	5	4	0	
COLS 60	234	284	497	313	79	96	375	44	312	44	312	219	5	4	0	
COLS 61	112	76	108	78	25	32	119	11	97	11	97	219	5	4	0	
COLS 62	248	194	294	175	47	78	321	34	218	34	218	219	5	4	0	
COLS 63	170	248	335	267	40	43	226	21	219	21	219	219	5	4	0	
COLS 64	98	175	239	179	32	32	145	25	138	25	138	219	5	4	0	
COLS 65	359	379	834	371	146	164	743	97	442	97	442	219	5	4	0	
COLS 66	126	176	247	178	41	49	161	21	160	21	160	219	5	4	0	
COLS 67	90	100	137	104	27	46	117	16	109	16	109	219	5	4	0	
COLS 68	95	52	62	35	8	35	67	9	68	9	68	219	5	4	0	
COLS 69	119	143	215	157	38	35	157	27	137	27	137	219	5	4	0	
COLS 70	165	230	279	260	38	48	201	34	201	34	201	219	5	4	0	
COLS 71	446	442	865	467	171	208	861	128	544	128	544	219	5	4	0	
COLS 72	364	512	977	556	159	172	759	100	535	100	535	219	5	4	0	
COLS 73	265	277	487	302	105	119	470	57	324	57	324	219	5	4	0	
COLS 74	114	145	243	133	42	53	195	41	144	41	144	219	5	4	0	
REYN 1															67	
REYN 2															64	
REYN 3															43	
REYN 4															47	
WHITEHALL 3															30	
ABSENTEE	2057	2084	2511	2042	318	293	2677	259	2748	259	2748	5	120	4	0	
DELAWARE COUNTY	42	23	67	21	20	14	79	16	59	16	59	5		4	0	
FAIRFIELD COUNTY		17	14	8	9	6	27	4	23	4	23				0	
LICKING COUNTY	30														50	

Precinct
Public
Count

Primary/Special Election-May 8, 2001
 Official Election Results
 Offices

COLUMBUS MEMBER OF COUNCIL

WHITEHALL MEMBER OF
 COUNCIL WARD 3

REYNOLDSBURG
 MEMBER OF
 COUNCIL-AT-
 LARGE, d

Vote For 3		Vote For 1		Vote For 3 (DEM)								
K B	S G	A H	S H	J M	M M	M O	G R	R S	L K	T P	L Z	P S
E O	A I	N A	T A	O C	I T	A S	R I	S E	E N	O O	A A	R T
V Y	B L	N L	U R	G O	K T	R Y	E C	H S	O B	M T	U R	E E
I C	L S	l l	R R	N O	E H	E A	G H	A R	L A	R E	R L	S A
N E	I O	E	S	V E	L L	L U	Y	D R	L A	R E	A I	S T
L	E N			R N	L L	L E		W R	C U	R	G O	R N
						N E		N	H			S
17127	10908	15577	10943	2992	5286	19513	2280	17088	125	106	46	301

Precinct
 Public
 Count

Ward Recap

Primary/Special Election-May 8, 2001
 Official Election Results
 Offices

HILLIARD MEMBER OF COUNCIL (Full Term),
 HILLIARD MEMBER OF COUNCIL (UTE+5-04),
 REYNOLDSBURG CITY AUDITOR,
 REYNOLDSBURG MEMBER OF COUNCIL-AT-LARGE,

Precinct Public Count	Vote For 4				Vote For 1				Vote For 1				Vote For 3				
	(REP)	(REP)	(REP)	(REP)	(REP)	(REP)	(REP)	(REP)	(REP)	(REP)	(REP)	(REP)	(REP)	(REP)	(REP)	(REP)	
HILLIARD 1	57	16	54	11	53	17	55	17	51	17	51	17	51	17	51	17	71
	-A	53	32	59	26	31	77	18	72	18	72	18	72	18	72	18	96
	-B	62	33	75	27	71	80	29	75	29	75	29	75	29	75	29	109
	-C	66	35	71	27	58	65	30	64	30	64	30	64	30	64	30	96
	-D	238	116	259	91	245	111	277	262	94	262	94	262	94	262	94	372
HILLIARD 2	80	30	88	26	84	39	90	25	87	25	87	25	87	25	87	25	121
	-A	95	48	97	47	103	50	118	109	41	109	41	109	41	109	41	159
	-B	105	73	120	73	117	78	125	120	71	120	71	120	71	120	71	196
	-C	88	28	91	27	92	42	103	95	24	95	24	95	24	95	24	149
	-D	368	179	396	173	396	209	436	411	161	411	161	411	161	411	161	604
HILLIARD 3	30	22	34	18	28	19	31	16	31	16	31	16	31	16	31	16	50
	-A	63	48	67	43	64	56	73	67	48	67	48	67	48	67	48	119
	-B	39	44	39	40	38	40	40	41	45	41	45	41	45	41	45	88
	-C	80	40	86	35	74	39	86	85	35	85	35	85	35	85	35	127
	-D	212	154	226	136	204	170	230	224	144	224	144	224	144	224	144	384
HILLIARD 4	82	54	96	48	94	61	103	46	105	46	105	46	105	46	105	46	154
	-A	59	59	55	53	55	61	61	56	53	56	53	56	53	56	53	114
	-B	54	83	61	75	53	67	68	62	68	62	68	62	68	62	68	137
	-C	67	80	71	63	70	75	65	74	74	74	74	74	74	74	74	149
	-D	47	42	44	35	42	36	48	44	32	44	32	44	32	44	32	84
	-E	309	318	327	274	314	306	354	341	264	341	264	341	264	341	264	638
REYNIS 1	30	23	34	18	30	23	34	18	30	23	34	18	30	23	34	18	74
	-A	30	20	32	19	27	30	24	25	25	25	25	25	25	25	25	100
	-B	21	21	23	23	23	23	23	23	23	23	23	23	23	23	23	50
	-C	23	23	24	24	23	23	23	28	28	28	28	28	28	28	28	62
	-D	49	55	53	50	60	53	60	78	60	78	60	78	60	78	60	129
	-E	159	184	186	184	191	184	186	233	184	233	184	233	184	233	184	415
REYNIS 2	30	30	33	33	33	33	33	33	33	33	33	33	33	33	33	33	105
	-A	20	20	22	22	23	23	23	23	23	23	23	23	23	23	23	63
	-B	10	10	19	17	17	17	17	17	17	17	17	17	17	17	17	38
	-C	23	23	35	35	31	31	31	31	31	31	31	31	31	31	31	76
	-D	22	25	27	27	28	28	27	30	28	30	28	30	28	30	28	64
	-E	39	36	42	42	52	52	42	46	42	46	42	46	42	46	42	88
	-F	144	207	200	196	171	196	200	247	171	247	171	247	171	247	171	434

Primary/Special Election-May 8, 2001
 Official Election Results
 Offices

HILLIARD MEMBER OF COUNCIL (Full Term),
 HILLIARD MEMBER OF COUNCIL (UTE1-5-04),
 REYNOLDSBURG CITY AUDITOR,
 REYNOLDSBURG MEMBER OF COUNCIL-AT-LARGE,

	Vote For 4		Vote For 1		Vote For 1		Vote For 3		Precinct Public Count		
	(REP)	(REP)	(REP)	(REP)	(REP)	(REP)	(REP)	(REP)			
REYNOLDSBURG	56	94	78	97	58	383	36	23	82	77	18
FAIRFIELD COUNTY	50	27	50	27	47	149	11	13	25	42	9
LICKING COUNTY	1177	794	1258	701	1206	824	1349	685	1289	676	905
Grand Total :	1177	794	1258	701	1206	824	1349	685	1289	676	905

	Vote For 4		Vote For 1		Vote For 1		Vote For 3		Precinct Public Count		
	(REP)	(REP)	(REP)	(REP)	(REP)	(REP)	(REP)	(REP)			
REYNOLDSBURG	56	94	78	97	58	383	36	23	82	77	18
FAIRFIELD COUNTY	50	27	50	27	47	149	11	13	25	42	9
LICKING COUNTY	1177	794	1258	701	1206	824	1349	685	1289	676	905
Grand Total :	1177	794	1258	701	1206	824	1349	685	1289	676	905

Primary/Special Election-May 8, 2001
 Official Election Results
 Offices

HILLIARD MEMBER OF COUNCIL (Full Term),r
 HILLIARD MEMBER OF COUNCIL (UTE+5-04),r
 REYNOLDSBURG CITY AUDITOR,r
 REYNOLDSBURG MEMBER OF COUNCIL-AT-LARGE,r

	Vote For 4				Vote For 1				Vote For 3				Precinct Public Count	
	(REP)	(REP)	(REP)	(REP)	(REP)	(REP)	(REP)	(REP)	(REP)	(REP)	(REP)	(REP)		(REP)
S B	T B	M C	E G	K H	M L	J U	R B	D S	R H	H W	L B	W H	R L	R S
U O	E O	I K P E	D V	I R	E O	T W	O E	O C	A R	O H	A E	I I	O O	O T
S G	R T	K P E	V E	R A	L V	I T	B I	H N	C R	H A	N O	L L	N W	A K
A A	R S	E E	K A	K A	S -	L L	E S	O H	A I	A T	E U	L L	A I	N A
N N	I O		R A	H	A H	L Y	R E	N H	R S	R N	J E	A M	L S	E E
					P O M P	I A M I	C	A R D T	E	D	R E R	L	A	
HILLIARD 1	116	239	91	245	111	277	94	262	159	184	186	184	191	233
HILLIARD 2	388	179	396	173	209	436	161	411	144	207	200	196	171	247
HILLIARD 3	212	154	226	136	170	230	144	224	149	188	189	201	190	209
HILLIARD 4	309	318	327	274	306	354	264	341	86	99	106	120	105	119
REYNS 1									24	49	44	48	39	46
REYNS 2									1	4	3	3	2	4
REYNS 3									113	174	178	173	156	174
REYNS 4														0
ABSENTEE	50	27	50	27	28	52	22	51						0
FAIRFIELD COUNTY														
LICKING COUNTY														
	1177	794	1258	701	1206	1349	685	1289	676	905	916	925	854	1032

Ward Recap

Primary/Special Election-May 8, 2001
 Official Election Results
 Propositions

	Village of Riverlea Prop Tax Levy (Ren) (Issue#6)	Village of Vallevue Prop Tax Levy (Rep)(Issue#7)	HAMILTON TWP Prop Tax Levy (Rep&Inc) (Issue#8)	CANAL WINCHESTER LSD Prop Tax Levy (Issue#9)	PLAIN LSD Prop Bond Issue (Issue#10)	WESTERVILLE CSD Prop Tax Levy (Rep) (Issue#11)	WORTHINGTON CSD Prop Tax Levy (Issue#12)	LOCAL OPTION COLUMBUS 2-C (Issue #1b)	Precinct Public Count	
COLS 02	-C							89	35	124
COLS 42	-D							3	1	38
COLS 45	-H			3				89	80	26
COLS 45	-L			113				125		169
COLS 45	-M			205				208		238
COLS 49	-E		23	6				23	6	30
COLS 52	-F							18	11	30
COLS 52	-H							10	11	65
COLS 53	-F							26	22	39
COLS 53	-G							6	1	104
COLS 53	-H							7	7	17
COLS 54	-E							13	8	69
COLS 60	-A							1	0	16
COLS 61	-B							1	1	102
COLS 61	-D							0	0	68
COLS 61	-D							0	0	208
COLS 61	-D							0	0	161
COLS 61	-D							0	0	167
COLS 61	-D							0	1	164
COLS 61	-D							0	1	200
COLS 61	-D							0	1	283
COLS 61	-D							0	1	219
COLS 61	-D							0	1	128

Primary/Special Election-May 8, 2001
 Official Election Results
 Propositions

	Vote For 1	Vote For 1	Vote For 1	Vote For 1	Vote For 1	Vote For 1	Vote For 1	Vote For 1	Vote For 1	Vote For 1	Vote For 1	Vote For 1	Precinct Public Count
	VILLAGE OF RIVERLEA PROP TAX LEVY (REN) (ISSUE#6)	VILLAGE OF VALLEYVIEW PROP TAX LEVY (REP)(ISSUE#7)	HAMILTON TWP PROP TAX LEVY (REP&INC) (ISSUE#8)	CANAL WINCHESTER LSD PROP TAX LEVY (ISSUE#9)	PLAIN LSD PROP BOND ISSUE (ISSUE#10)	WESTERVILLE CSD PROP TAX LEVY (REP) (ISSUE#11)	WORTHINGTON CSD PROP TAX LEVY (ISSUE#12)	LOCAL OPTION COLUMBUS 2-C (ISSUE #1b)					
F O R	A G A	F O R	A G A	F O R	A G A	F O R	A G A	Y E S	N O				
	I N S T	I N S T	I N S T	I N S T	I N S T	I N S T	I N S T						

COLS 62

-A	12	8	125	83	20
-B	23	14	54	59	40
-C	36	50	33	17	87
-D	48	32	79	46	81
-E	39	36	56	44	76
-F	20	26	78	43	56
-G	39	22	148	96	78
-H	43	48	148	96	93
-I	45	37	92	61	85
	305	273	1038	799	616

COLS 65

-A	150	73	125	83	223
-B	168	55	54	59	223
-C	149	86	33	17	236
-D	81	54	79	46	135
-E	158	102	56	44	260
-F	114	48	78	43	162
-G	200	116	148	96	316
-H	41	27	148	96	69
	1061	561	1038	799	1624

COLS 66

-A	0	1	125	83	31
-B	8	6	54	59	32
-C	32	48	33	17	86
-D	22	24	79	46	68
-E	97	17	56	44	156
-F	14	20	78	43	62
	173	116	1038	799	435

COLS 71

-A	125	83	208	115	208
-B	54	59	50	50	115
-C	33	17	127	100	50
-D	79	46	100	100	127
-E	56	44	262	129	100
-F	132	130	133	106	262
-G	53	76	148	96	129
-H	133	106	148	96	240
-I	55	38	148	96	94
-J	78	43	148	96	122
-K	148	96	92	61	244
-L	92	61	1849	1849	158
	1038	799	1849	1849	1849

Primary/Special Election-May 8, 2001
 Official Election Results
 Propositions

	Vote For 1	Vote For 1	Vote For 1	Vote For 1	Vote For 1	Vote For 1	Vote For 1	Vote For 1	Vote For 1	Vote For 1					
VILLAGE OF RIVERLEA PROP TAX LEVY (REN) (ISSUE#6)	F O R	VILLAGE OF VALLEYVIEW PROP TAX LEVY (REP)/(ISSUE#7)	F O R	HAMILTON TWP PROP TAX LEVY (REP&INC) (ISSUE#8)	F O R	CANAL WINCHESTER LSD PROP TAX LEVY (ISSUE#9)	F O R	PLAIN LSD PROP BOND ISSUE (ISSUE#10)	F O R	WESTERVILLE CSD PROP TAX LEVY (REP) (ISSUE#11)	F O R	WORTHINGTON CSD PROP TAX LEVY (ISSUE#12)	F O R	LOCAL OPTION COLUMBUS 2-C (ISSUE #1b)	Y E S

Precinct Public Count

COLS 72	-A	227	112	341
	-B	96	139	238
	-C	186	134	322
	-D	213	159	373
	-E	221	116	338
	-F	133	134	278
		1076	794	1890

COLS 73	-A	16	22	21	32	114
	-B			26	22	49
	-C			79	35	120
	-D			33	18	54
	-E			61	37	99
	-F			48	46	95
	-G	78	43	7	0	130
	-H	233	36			290
	-I	72	17			290
		399	118	275	190	107
						1058

COLS 74	-A	134	98	234
		134	98	234

BLENDON	-A	0	0	21	46	67
	-B			18	41	59
	-C			29	42	71
	-D			39	28	67
	-E			36	42	78
	-F			33	59	92
	-G			37	48	85
		0	0	213	306	519

CAN WINCH	-A	276	334	610
	-B	81	171	252
	-C	113	173	286
	-D	52	95	147
		522	773	1295

HAMILTON	-A	67	51	118
	-B	52	34	86
	-C	46	58	104
	-D	81	47	128
		246	190	436

Primary/Special Election-May 8, 2001
 Official Election Results
 Propositions

Proposition	Vote For 1	Vote For 1	Vote For 1	Vote For 1	Vote For 1	Vote For 1	Vote For 1	Vote For 1	Vote For 1
VILLAGE OF RIVERLEA PROP TAX LEVY (REN) (ISSUE#6)	F O R	A A A	F O R	A A A	F O R	A A A	F O R	A A A	F O R
VILLAGE OF VALLEYVIEW PROP TAX LEVY (REP)(ISSUE#7)	A A A	R I N	A A A	R I N	A A A	R I N	A A A	R I N	A A A
HAMILTON TWP PROP TAX LEVY (REP&INC) (ISSUE#8)	A A A	R I N	A A A	R I N	A A A	R I N	A A A	R I N	A A A
CANAL WINCHESTER LSD PROP TAX LEVY (ISSUE#9)	A A A	R I N	A A A	R I N	A A A	R I N	A A A	R I N	A A A
PLAIN LSD PROP BOND ISSUE (ISSUE#10)	F O R	A A A	F O R	A A A	F O R	A A A	F O R	A A A	F O R
WESTERVILLE CSD PROP TAX LEVY (REP) (ISSUE#11)	A A A	R I N	A A A	R I N	A A A	R I N	A A A	R I N	A A A
WORTHINGTON CSD PROP TAX LEVY (ISSUE#12)	F O R	A A A	F O R	A A A	F O R	A A A	F O R	A A A	F O R
LOCAL OPTION COLUMBUS 2-C (ISSUE #1b)	A A A	R I N	A A A	R I N	A A A	R I N	A A A	R I N	A A A

Precinct Public Count

LOCKBOURNE	-A	28	8	50	85	74	194	73	118	36
MADISON	-A	50	85	74	194	73	118	186	161	36
MINERVA PARK	-A	50	85	74	194	73	118	136	190	135
NEW ALBANY	-A	74	194	74	194	74	194	212	215	135
	-B	139	107	219	115	432	416	534	566	191
	-C	219	115	432	416	534	566	848	81	191
OBETZ	-A	40	41	26	30	28	43	94	114	268
	-B	26	30	28	43	94	114	81	56	347
	-C	28	43	94	114	81	56	71	326	326
PERRY	-A	40	41	26	30	28	43	94	114	427
	-B	26	30	28	43	94	114	81	56	1100
	-D	28	43	94	114	81	56	71	326	148
PLAIN	-A	16	132	22	98	7	7	10	10	137
	-B	22	98	7	7	10	10	89	92	151
	-C	7	7	10	10	89	92	151	151	255
RIVERLEA	-A	135	46	121	106	121	106	89	92	540
	-A	135	46	121	106	121	106	89	92	183
SHARON	-A	121	106	89	92	151	151	227	227	258
VALLEYVIEW	-A	121	106	89	92	151	151	227	227	258
WESTV 1	-A	88	61	94	60	44	70	58	93	227
	-B	94	60	44	70	58	93	86	65	149
	-C	44	70	58	93	86	65	370	349	154
	-D	58	93	86	65	370	349	151	151	114
	-E	86	65	370	349	151	151	719	719	151

Primary/Special Election-May 8, 2001
 Official Election Results
 Propositions

	Village of Riverlea Prop Tax Levy (Ren) (Issue#6)	Village of Vallevue Prop Tax Levy (Rep)(Issue#7)	Hamilton Twp Prop Tax Levy (Rep)(Issue#8)	Canal Winchester Lsd Prop Tax Levy (Issue#9)	Plain Lsd Prop Bond Issue (Issue#10)	Westerville Csd Prop Tax Levy (Rep) (Issue#11)	Worthington Csd Prop Tax Levy (Issue#12)	Local Option Columbus 2-C (Issue #1b)	Precinct Public Count
WESTV 2	-A 83	-A 72	-A 92	-A 80	-A 121	-A 116	-A 143	126	
	-B 72	-B 34	-B 60	-B 36	-B 47	-B 49	-B 204	106	
	-C 92	-C 60	-C 36	-C 121	-C 47	-C 49	-C 174	152	
	-D 80	-D 36	-D 121	-D 116	-D 49	-D 143	-D 187	116	
	-E 121	-E 47	-E 116	-E 143	-E 82	-E 351	-E 622	168	
	-F 116	-F 49	-F 143	-F 82	-F 707	-F 82	-F 119	165	
	-G 143	-G 82	-G 351	-G 82	-G 64	-G 55	-G 29	225	
	-A 64	-A 82	-A 61	-A 43	-A 286	-A 217	-A 47	1058	
	-B 61	-B 55	-B 29	-B 43	-B 110	-B 47	-B 59	146	
	-C 43	-C 29	-C 64	-C 29	-C 79	-C 49	-C 112	116	
	-D 64	-D 29	-D 34	-D 22	-D 115	-D 65	-D 115	138	
	-E 34	-E 22	-E 256	-E 217	-E 416	-E 220	-E 107	161	
WESTV 4	-A 110	-A 47	-A 79	-A 59	-A 112	-A 49	-A 112	180	
	-B 79	-B 59	-B 112	-B 49	-B 416	-B 220	-B 107	157	
	-C 112	-C 49	-C 416	-C 220	-C 107	-C 78	-C 27	138	
	-D 416	-D 78	-D 27	-D 27	-D 91	-D 67	-D 87	181	
	-E 91	-E 67	-E 87	-E 93	-E 109	-E 85	-E 421	161	
WESTV 5	-A 421	-A 350	-A 143	-A 204	-A 216	-A 162	-A 378	180	
	-B 216	-B 162	-B 158	-B 187	-B 148	-B 69	-B 217	158	
	-C 148	-C 69	-C 665	-C 622	-C 162	-C 174	-C 336	345	
	-D 665	-D 622	-D 162	-D 130	-D 148	-D 116	-D 262	217	
	-E 162	-E 130	-E 148	-E 116	-E 438	-E 438	-E 876	1287	
WORTH 1	-A 143	-A 204	-A 216	-A 162	-A 378	-A 345	-A 217	336	
	-B 216	-B 162	-B 148	-B 116	-B 438	-B 438	-B 876	278	
	-C 148	-C 69	-C 665	-C 622	-C 162	-C 174	-C 336	262	
	-D 665	-D 622	-D 162	-D 130	-D 148	-D 116	-D 262	876	
	-E 162	-E 130	-E 148	-E 116	-E 438	-E 438	-E 876		
WORTH 2	-A 143	-A 204	-A 216	-A 162	-A 378	-A 345	-A 217		
	-B 216	-B 162	-B 148	-B 116	-B 438	-B 438	-B 876		
	-C 148	-C 69	-C 665	-C 622	-C 162	-C 174	-C 336		
	-D 665	-D 622	-D 162	-D 130	-D 148	-D 116	-D 262		
	-E 162	-E 130	-E 148	-E 116	-E 438	-E 438	-E 876		

Primary/Special Election-May 8, 2001
 Official Election Results
 Propositions

Proposition	Vote For 1	Vote For 1	Vote For 1	Vote For 1	Vote For 1	Vote For 1	Vote For 1	Vote For 1	Vote For 1
VILLAGE OF RIVERLEA PROP TAX LEVY (REN) (ISSUE#6)	6	6	17	19	53	109	248	375	8
VILLAGE OF VALLEYVIEW PROP TAX LEVY (REP)(ISSUE#7)	4	4	17	77	51	168	248	375	3
HAMILTON TWP PROP TAX LEVY (REPAING) (ISSUE#8)	4	4	17	77	51	168	248	375	3
CANAL WINCHESTER LSD PROP TAX LEVY (ISSUE#9)	19	77	53	109	248	375	8	3	6281
PLAIN LSD PROP BOND ISSUE (ISSUE#10)	53	51	109	168	248	375	8	3	6281
WESTERVILLE CSD PROP TAX LEVY (REP) (ISSUE#11)	109	168	248	375	8	3			
WORTHINGTON CSD PROP TAX LEVY (ISSUE#12)	248	375	8	3					
LOCAL OPTION COLUMBUS 2-C (ISSUE #1b)	8	3							

Precinct Public Count

WORTH 3	-A	232	203	435
	-B	257	205	462
	-C	192	142	334
	-D	99	122	221
		780	672	1452
WORTH 4	-A	82	153	235
	-B	121	143	264
	-C	132	155	287
	-D	75	92	167
		410	543	953

ABSENTEE	6	4	6	4	17	17	19	77	53	51	109	168	248	375	8	3	6281
DELAWARE COUNTY	6	4	6	4	17	17	19	77	53	51	109	168	248	375	8	3	6281
FAIRFIELD COUNTY							308	613									
LICKING COUNTY							308	613	1	1							
Grand Total :	141	50	127	110	408	335	1104	1756	974	1020	4374	3436	6882	5963	97	38	0

Primary/Special Election-May 8, 2001
 Official Election Results
 Propositions

	Vote For 1	Vote For 1	Vote For 1	Vote For 1	Vote For 1	Vote For 1	Vote For 1	Vote For 1	Vote For 1	Precinct Public Count																															
VILLAGE OF RIVERLEA PROP TAX LEVY (REN) (ISSUE#6)	VILLAGE OF VALLEYVIEW PROP TAX LEVY (REP)(ISSUE#7)	HAMILTON TWP PROP TAX LEVY (REP&INC) (ISSUE#8)	CANAL WINCHESTER LSD PROP TAX LEVY (ISSUE#9)	PLAIN LSD PROP BOND ISSUE (ISSUE#10)	WESTERVILLE CSD PROP TAX LEVY (REP) (ISSUE#11)	WORTHINGTON CSD PROP TAX LEVY (ISSUE#12)	LOCAL OPTION COLUMBUS 2-C (ISSUE #1b)																																		
F O R	F O R	F O R	F O R	F O R	F O R	F O R	Y E S	N O																																	
A A A	A A A	A A A	A A A	A A A	A A A	A A A																																			
I N S	I N S	I N S	I N S	I N S	I N S	I N S																																			
T	T	T	T	T	T	T																																			
23	6	205	208	3	1	89	35																																		
COLS 02	COLS 42	COLS 45	COLS 49	COLS 52	COLS 53	COLS 54	COLS 60	COLS 61	COLS 62	COLS 65	COLS 66	COLS 71	COLS 72	COLS 73	COLS 74	BLENDON	CAN WINCH	HAMILTON	LOCKBOURNE	MADISON	MINERVYA PARK	NEW ALBANY	OBETZ	PERRY	PLAIN	RIVERLEA	SHARON	VALLEYVIEW	WESTV 1	WESTV 2	WESTV 3	WESTV 4	WESTV 5	WORTH 1	WORTH 2	WORTH 3	WORTH 4	ABSENTEE	DELAWARE COUNTY	FAIRFIELD COUNTY	LICKING COUNTY

Ward Recap

124	38	433	30	104	102	102	68	700	128	616	1624	435	1849	1890	1058	234	519	1295	436	36	135	191	848	208	1100	540	183	258	227	719	1058	483	636	771	1287	438	876	1452	953	6281	0	0	0
-----	----	-----	----	-----	-----	-----	----	-----	-----	-----	------	-----	------	------	------	-----	-----	------	-----	----	-----	-----	-----	-----	------	-----	-----	-----	-----	-----	------	-----	-----	-----	------	-----	-----	------	-----	------	---	---	---

Primary/Special Election-May 8, 2001
 Official Election Results
 Propositions

Proposition	Vote For 1	Vote For 1	Vote For 1	Vote For 1	Vote For 1	Vote For 1	Vote For 1	Vote For 1	Vote For 1	Vote For 1					
VILLAGE OF RIVERLEA PROP TAX LEVY (REN) (ISSUE#6)	50	127	110	408	335	1104	1756	974	1020	4374	3436	6882	5963	97	38
VILLAGE OF VALLEYVIEW PROP TAX LEVY (REP)(ISSUE#7)															
HAMILTON TWP PROP TAX LEVY (REP&INC) (ISSUE#8)															
CANAL WINCHESTER LSD PROP TAX LEVY (ISSUE#9)															
PLAIN LSD PROP BOND ISSUE (ISSUE#10)															
WESTERVILLE CSD PROP TAX LEVY (REP) (ISSUE#11)															
WORTHINGTON CSD PROP TAX LEVY (ISSUE#12)															
LOCAL OPTION COLUMBUS 2-C (ISSUE #1b)															

Ward Recap

Proposition	Vote For 1	Vote For 1	Vote For 1	Vote For 1	Vote For 1	Vote For 1	Vote For 1	Vote For 1	Vote For 1	Vote For 1	Vote For 1	Vote For 1	Vote For 1	Vote For 1	Vote For 1
141	50	127	110	408	335	1104	1756	974	1020	4374	3436	6882	5963	97	38

Precinct Public Count

Primary/Special Election-May 8, 2001
 Official Election Results
 Propositions

	LOCAL OPTION COLUMBUS 45-C (ISSUE #2b)	LOCAL OPTION COLUMBUS 50-D (ISSUE #3A)	LOCAL OPTION COLUMBUS 50-D (ISSUE #3b)	LOCAL OPTION COLUMBUS 55-C (ISSUE #4A)	DELAWARE JT VOC SCH DIST PROP TAX LEVY	OLENTANGY LSD PROP BOND ISSUE	LICKING CO JT VOC SCH DIST PROP BOND ISSUE	Precinct Public Count
	Y E S	Y E S	Y E S	Y E S	F O R	A G A R	F O R	
	N O	N O	N O	N O	A G A I N S T	A G A I N S T	A G A I N S T	
	Vote For 1	Vote For 1	Vote For 1	Vote For 1	Vote For 1	Vote For 1	Vote For 1	
COLS 45	-C	-C	-D	-D				61
	22	33	33	27	4	4	9	61
	39	20	20	24	0	0	18	23
COLS 46	-L				4	4	7	23
					0	0	11	21
								44
COLS 50	-D	-C	-L					54
								54
								118
								158
COLS 71	-L	-A						158
								105
REYNS 2	-A							105
								105
ABSENTEE								6281
								6281
Grand Total :								6281
								6281

