


OFFICIAL RESULTS  
GENERAL ELECTION - NOVEMBER 3, 1998 - FRANKLIN COUNTY, OHIO


ABSTRACT OF VOTES CAST AT THE GENERAL ELECTION  
HELD ON TUESDAY, NOVEMBER 3, 1998, IN FRANKLIN COUNTY, OHIO

STATE OF OHIO  
FRANKLIN COUNTY, SS:


WE DO HEREBY CERTIFY THE FOREGOING RESULTS AS THEY APPEAR BY THE  
OFFICIAL RETURNS OF THE PRECINCTS IN FRANKLIN COUNTY, STATE OF OHIO, DULY  
RETURNED TO, FILED, OPENED, CANVASSED, AND NOW ON FILE IN THE OFFICE OF THE  
FRANKLIN COUNTY BOARD OF ELECTIONS, CITY OF COLUMBUS, FRANKLIN COUNTY, STATE  
OF OHIO, OF THE GENERAL ELECTION HELD ON TUESDAY, NOVEMBER 3, 1998.


WITNESS OUR OFFICIAL SIGNATURES MADE IN THE OFFICE OF THE FRANKLIN  
COUNTY BOARD OF ELECTIONS, CITY OF COLUMBUS, FRANKLIN COUNTY, STATE OF OHIO,  
THIS 17 DAY OF DECEMBER, 1998 A.D.

  
DENNIS L. WHITE, CHAIRMAN

  
WILLIAM A. ANTHONY, JR.

  
KEITH McNAMARA

ATTEST:   
BARBARA L. CASH, DIRECTOR

  
CAROLYN C. PETREE

\*\*\*NOTE\*\*\* ELECTION RESULTS ARE NOT AVAILIABLE FOR THE OFFICES OF UNITED STATES REPRESENTATIVE TO  
CONGRESS (12th and 15th Districts).  
ELECTION RESULTS FOR WRITE-IN CANDIDATE ROBERT ANTHONY MARTIN, OFFICE OF SECRETARY OF STATE (PAGE 118)  
HAVE BEEN AMENDED.

\*\*\* OFFICIAL RESULTS \*\*\*  
 \* - GENERAL ELECTION - NOVEMBER 3, 1998 - FRANKLIN COUNTY, OHIO - \*

\*\*\* INDEX - PAGE 1 \*\*\*

TOTAL VOTE: 302,526			
*****	C O U N T Y W I D E O F F I C E S	*****	
ATTORNEY GENERAL	RICHARD CONDRAY (D)	PAGES 1-29	93,437
	BETTY D. MONTGOMERY (R)	105,382	40.8
		180,441	59.2
AUDITOR OF STATE	JIM PERKO (R)	PAGES 1-29	PAGES 61-88
	LOUIS N. STRIKE (D)	172,306	57.5
		98,600	24.5
CHIEF JUSTICE OF THE SUPREME COURT (F.T.C.1-1-99)	GEORGE J. MOYER	PAGES 119-147	PAGES 1-29
	GARY TYACK	152,875	50.5
		102,067	33.4
CLERK OF COURT OF COMMON PLEAS (U.T.E.1-7-01)	VIRGINIA J. BARNEY (R)	PAGES 30-60	PAGES 89-118
	ANTHONY J. CELBREZZER, III (D)	148,224	48.7
		129,091	39.3
COUNTY AUDITOR	MARK A. PEPPER (D)	PAGES 30-60	PAGES 89-118
	JOE TESTA (R)	127,134	38.4
COUNTY COMMISSIONER (F.T.C.1-1-99)	JEFF FURR (D)	151,494	46.8
	DEWEY R. SPOKES (R)	PAGES 119-147	PAGES 1-29
		110,034	33.4
		158,344	48.6
GOVERNOR AND LIEUTENANT GOVERNOR	JOHN R. HESBURN	PAGES 89-118	PAGES 119-147
	KANN RITTER (D)	132,258	40.7
	JOHN R. MITCHELL (R)	9,319	2.8
	BOB TAYLOR & MAUREEN O'CONNOR (R)	144,974	44.6
JUDGE OF THE COURT OF APPEALS (F.T.C.1-1-99)	DANA A. DESHLER	PAGES 119-147	PAGES 1-29
		184,808	56.1
JUDGE OF THE COURT OF APPEALS (F.T.C.1-2-99)	DONNA J. BOWMAN	PAGES 89-118	PAGES 119-147
		189,954	57.5
JUDGE OF THE COURT OF APPEALS (F.T.C.1-3-99)	SANDRA J. ANDERSON	PAGES 119-147	PAGES 1-29
	SUSAN BROWN	92,419	28.2
		125,499	38.2
JUDGE OF THE COURT OF APPEALS (F.T.C.2-9-99)	JOHN P. KENNEDY	PAGES 119-147	PAGES 1-29
	JAMES W. FARSON	165,258	50.0
JUDGE OF THE COURT OF COMMON PLEAS (F.T.C.1-1-99)	MICHAEL H. WATSON	PAGES 61-88	PAGES 119-147
		176,819	53.8
JUDGE OF THE COURT OF COMMON PLEAS (F.T.C.1-2-99)	PAVLE MCGRAFF	PAGES 61-88	PAGES 119-147
		176,304	53.6
JUDGE OF THE COURT OF COMMON PLEAS (F.T.C.1-3-99)	BEVERLY Y. PEPPER	PAGES 61-88	PAGES 119-147
		184,817	56.1
JUDGE OF THE COURT OF COMMON PLEAS (F.T.C.1-4-99)	ALAN C. TRAVIS	PAGES 61-88	PAGES 119-147
	JOHN A. CONNOR	174,357	52.7
JUDGE OF THE COURT OF COMMON PLEAS (F.T.C.1-7-99)	DEBORAH E. O'NEILL	PAGES 89-118	PAGES 119-147
	GOT KESCE	120,715	36.6
		169,117	50.9
JUDGE OF THE COURT OF COMMON PLEAS (F.T.C.1-9-99)	NOELINE MILLER	PAGES 61-88	PAGES 119-147
		171,862	51.8
JUDGE OF THE CT OF COM PLEA (DOM REL DIV.) (F.T.C.1-5-99)	YVETTE MCGEE BROWN	PAGES 119-147	PAGES 1-29
		188,581	56.7

JUSTICE OF THE SUPREME COURT (F.T.C.1-1-99)

STEPHEN M. POWELL

FRANCIS E. SWENEY

JUSTICE OF THE SUPREME COURT (F.T.C.1-2-99)

PAUL E. PEPPER

RONALD SUTHER

REPRESENTATIVE TO CONGRESS (12TH DIST)

EDWARD S. BROWN (D)

JOHN R. KASICH (R)

REPRESENTATIVE TO CONGRESS (15TH DIST)

ADAM CLAY MILLER (D)

KEVIN MASTON

DEBORAH PRICE (R)

SECRETARY OF STATE

J. KENNETH BLACKWELL (R)

CHARLETA B. TAVARES (D)

OTTO BEATTY, JR. (D)

STATE REPRESENTATIVE (21ST DIST)

DAVID A. GLENN (R)

RAY MILLER (D)

STATE REPRESENTATIVE (22ND DIST)

KEITH W. HAYTON

AMY SALERNO (R)

STATE REPRESENTATIVE (23RD DIST)

STATE REPRESENTATIVE (24TH DIST)

BRUCE FERRERBEND (D)

STATE REPRESENTATIVE (25TH DIST)

DAVID GOODMAN (R)

CYNTHIA L. RUCCIA (D)

STATE REPRESENTATIVE (26TH DIST)

PAT TIBERTI (R)

STATE REPRESENTATIVE (27TH DIST)

JOE MOTTIL (D)

E. J. THOMAS (R)

STATE REPRESENTATIVE (28TH DIST)

WALTER A. DAVIES (R)

PAUL S. D. WARD (R)

NORMA J. KOTIZ WALLACE

STATE REPRESENTATIVE (29TH DIST)

WILLIAM CRUICK (R)

CINDY L. TAYLOR (D)

PAGES 30-60

158,359

47.7

135,428

59.2

PAGES 61-88

181,584

75.5

58,980

24.5

PAGES 1-29

158,359

47.7

117,421

42.6

PAGES 89-118

5,682

23.9

18,096

76.1

PAGES 1-29

15,861

100.0

PAGES 89-118

6,301

27.0

17,333

73.0

PAGES 89-118

24,566

72.1

9,500

27.9

PAGES 30-60

21,686

59.7

14,665

40.3

PAGES 30-60

22,132

100.0

PAGES 119-147

14,992

41.1

21,475

58.9

PAGES 30-60

11,257

30.8

23,750

65.1

PAGES 30-60

1,507

4.1

PAGES 30-60

27,303

66.4

13,829

33.6

PAGES 1-29

53,074

54.8

43,796

45.2

PAGES 1-29

18,150

49.9

48,346

73.1

PAGES 1-29

155,485

57.2

117,348

43.0

PAGES 1-29

122,172

42.0

168,668

58.0

\* . OFFICIAL RESULTS . \*  
 \* . GENERAL ELECTION - NOVEMBER 3, 1998 - FRANKLIN COUNTY, OHIO . \*

\*\*\* INDEX - PAGE 2 \*\*\*

*****	Q U E S T I O N S A N D I S S U E S	*****							
BEXLEY PROPOSED CHARTER AMENDMENT (ISSUE #31)	YES	NO	PAGES 148-155	3,319	61.7				
				2,062	38.3				
COLUMBUS PROPOSED CHARTER AMENDMENT (ISSUE #32)	YES	NO	PAGES 156-173	87,128	62.0				
				53,377	38.0				
COLUMBUS PROPOSED CHARTER AMENDMENT (ISSUE #33)	YES	NO	PAGES 200-224	92,816	70.9				
				38,040	29.1				
COLUMBUS PROPOSED CHARTER AMENDMENT (ISSUE #34)	YES	NO	PAGES 174-199	86,878	67.2				
				42,493	32.8				
COLUMBUS PROPOSED CHARTER AMENDMENT (ISSUE #35)	YES	NO	PAGES 174-199	84,514	66.5				
				42,497	33.5				
COLUMBUS PROPOSED CHARTER AMENDMENT (ISSUE #36)	YES	NO	PAGES 156-173	92,222	72.1				
				35,629	27.9				
COLUMBUS PROPOSED CHARTER AMENDMENT (ISSUE #37)	YES	NO	PAGES 174-199	78,203	67.2				
				46,243	37.2				
COLUMBUS PROPOSED CHARTER AMENDMENT (ISSUE #38)	YES	NO	PAGES 174-199	94,647	83.3				
				34,414	26.7				
COLUMBUS PROPOSED ORDINANCE (BY INIT. PETITION) (ISSUE #39)	FOR	AGAINST	PAGES 174-199	56,188	36.8				
				96,359	63.2				
DUBLIN CITY SCH DIST PROP TAX LEVY (ISSUE #4)	FOR	AGAINST	PAGES 148-155	11,803	53.6				
				10,207	46.4				
FRANKLIN COUNTY MR & DD PROP TAX LEVY (ISSUE #30)	FOR	AGAINST	PAGES 174-199	121,932	89.2				
				123,185	43.2				
GAHANNA-JEFF CITY SCH DIST PROP BND ISS & TAX LVY (ISSUE#3)	FOR	AGAINST	PAGES 148-155	7,448	52.2				
				6,821	47.8				
GRANDVIEW HEIGHTS CITY SCH DIST PROP TAX LEVY (ISSUE #5)	FOR	AGAINST	PAGES 148-155	1,914	59.6				
				1,295	40.4				
GROVEPORT WATER SERV REFERENCE ON ORD NO.37-98 (ISSUE #46)	YES	NO	PAGES 156-173	567	45.0				
				692	55.0				
GROVEPORT ZONING REFERENCE ON ORD NO.100-97 (ISSUE #45)	YES	NO	PAGES 148-155	602	48.4				
				645	51.6				
HAMILTON LOCAL SCH DIST PROP BOND ISS & TAX LEVY (ISSUE#6)	FOR	AGAINST	PAGES 174-199	1,340	44.3				
				1,586	55.7				
MIFELIN TWP ROAD & BRIDGE DIST PROPOSED TAX LEVY (ISSUE#49)	FOR	AGAINST	PAGES 156-173	256	45.5				
				307	54.5				
MINERVA PARK PROPOSED BOND ISSUE (ISSUE #47)	FOR	AGAINST	PAGES 156-173	517	74.6				
				176	25.4				
***** L O C A L O P T I O N S *****									
NORWICH TWP PROP TAX LEVY (ISSUE #50)	FOR	AGAINST	PAGES 156-173	5,164	60.4				
				3,387	39.6				
PERRY TWP ROAD DIST PROP TAX LEVY (RENEWAL) (ISSUE #51)	FOR	AGAINST	PAGES 148-155	1,253	92.5				
				603	32.5				
PLAIN TWP PROP TAX LEVY (REPLACEMENT) (ISSUE #52)	FOR	AGAINST	PAGES 156-173	1,056	48.7				
				1,111	51.3				
REYNOLDSBURG PROPOSED BOND ISSUE (ISSUE #41)	FOR	AGAINST	PAGES 174-199	2,832	29.7				
				6,714	70.3				
SOUTH-WESTERN CITY SCH DIST PROP BOND ISSUE (ISSUE #7)	FOR	AGAINST	PAGES 156-173	17,003	53.3				
				14,914	46.7				
STATE ISSUE #1 PROPOSED LAW (INITIATIVE PETITION)	YES	NO	PAGES 200-224	11,576	40.0				
				167,601	60.0				
UPPER ARLINGTON CITY SCH DIST PROP TAX LEVY (ISSUE #8)	FOR	AGAINST	PAGES 200-224	7,826	46.2				
				9,837	69.3				
UPPER ARLINGTON PROPOSED CHARTER AMENDMENT (ISSUE #42)	YES	NO	PAGES 148-155	4,352	30.7				
				2,603	63.0				
WILTHEHALL PROPOSED CHARTER AMENDMENT (ISSUE #43)	YES	NO	PAGES 148-155	2,603	63.0				
				1,531	37.0				
***** L O C A L O P T I O N S *****									
LOCAL OPTION BEXLEY 3-B (ISSUE #21B)	YES	NO	PAGES 200-224	148	30.0				
				148	30.0				
LOCAL OPTION BEXLEY 3-B (ISSUE #22B)	YES	NO	PAGES 200-224	342	70.2				
				145	29.8				
LOCAL OPTION BEXLEY 3-B (ISSUE #22C)	YES	NO	PAGES 200-224	348	71.0				
				142	29.0				
LOCAL OPTION BEXLEY 3-B (ISSUE #23b)	YES	NO	PAGES 225-228	325	66.2				
				164	33.5				
LOCAL OPTION COLUMBUS 06-C (ISSUE #10A)	YES	NO	PAGES 225-228	62	13.6				
				257	80.6				
LOCAL OPTION COLUMBUS 06-C (ISSUE #10B)	YES	NO	PAGES 229-232	63	19.6				
				258	80.4				
LOCAL OPTION COLUMBUS 06-C (ISSUE #10C)	YES	NO	PAGES 233-236	64	19.6				
				262	80.4				
LOCAL OPTION COLUMBUS 06-C (ISSUE #10D)	YES	NO	PAGES 229-232	65	19.7				
				265	80.3				
LOCAL OPTION COLUMBUS 06-C (ISSUE #9A)	YES	NO	PAGES 229-232	68	20.7				
				260	79.3				

OFFICIAL RESULTS  
 GENERAL ELECTION - NOVEMBER 3, 1998 - FRANKLIN COUNTY, OHIO

\*\*\* INDEX - PAGE 3 \*\*\*

LOCAL OPTION	COLUMBUS	20-C	(ISSUE #9B)	PAGES	225-228
YES				54	16
NO				274	83.2
LOCAL OPTION	COLUMBUS	10-K	(ISSUE #11b)	PAGES	229-232
YES				349	68.0
NO				164	32.0
LOCAL OPTION	COLUMBUS	20-C	(ISSUE #14A)	PAGES	229-232
YES				192	33.4
NO				383	66.6
LOCAL OPTION	COLUMBUS	20-C	(ISSUE #15A)	PAGES	233-236
YES				192	33.5
NO				381	66.5
LOCAL OPTION	COLUMBUS	20-C	(ISSUE #16c)	PAGES	229-232
YES				184	27.1
NO				253	53.8
LOCAL OPTION	COLUMBUS	22-B	(ISSUE #17B)	PAGES	229-232
YES				217	46.2
NO					
LOCAL OPTION	COLUMBUS	22-B	(ISSUE #17c)	PAGES	229-232
YES				262	55.7
NO				208	44.3
LOCAL OPTION	COLUMBUS	26-B	(ISSUE #18b)	PAGES	233-236
YES				61	53.5
NO				53	46.5
LOCAL OPTION	COLUMBUS	49-A	(ISSUE #19c)	PAGES	225-228
YES				293	56.1
NO					
LOCAL OPTION	COLUMBUS	57-H	(ISSUE #20c)	PAGES	225-228
YES				360	58.8
NO				252	41.2
LOCAL OPTION	HARRISBURG		(ISSUE #24B)	PAGES	225-228
YES				78	60.5
NO				51	39.5
LOCAL OPTION	HARRISBURG		(ISSUE #24c)	PAGES	200-224
YES				79	60.3
NO				52	39.7
LOCAL OPTION	MIFFLIN TWP-A		(ISSUE #25c)	PAGES	200-224
YES				119	37.4
NO				200	62.9
LOCAL OPTION	PRAIRIE TWP-K		(ISSUE #26c)	PAGES	233-236
YES				195	67.7
NO				93	32.3
LOCAL OPTION	WEST-V 3-E		(ISSUE #27B)	PAGES	225-228
YES				104	46.6
NO				119	53.4
LOCAL OPTION	WEST-V 3-E		(ISSUE #28B)	PAGES	225-228
YES				92	42.6
NO				124	57.4
***** T O T A L S A V A I L . M O S T P O P . C O U N T Y *****					
*LICHTING HEIGHTS LOCAL SCH DIST PROP TAX LEVY (REPLACEMENT) FOR AGAINST				PAGES	237-240
				137	57.6
				101	42.4
*OLENTANGY LOCAL SCH DIST PROP BOND ISS (ATHLETIC FACILITY) FOR AGAINST				PAGES	237-240
				3	50.0
				3	50.0
*OLENTANGY LOCAL SCH DIST PROP BOND ISS (REAL ESTATE ACQUIS) FOR AGAINST				PAGES	237-240
				5	71.4
				2	28.6
*OLENTANGY LOCAL SCH DIST PROP TAX LEVY FOR AGAINST				PAGES	237-240
				5	71.4
				2	28.6
*PICKERINGTON PROPOSED CHARTER AMENDMENT YES				PAGES	237-240
				12	80.0
				3	20.0
*TEAYS VALLEY LOCAL SCH DIST PROPOSED BOND ISSUE FOR AGAINST				PAGES	237-240
				2	22.7
				2	66.7

\* RESULTS REPORTED TO OUTSIDE JURISDICTIONS

\* - OFFICIAL RESULTS - \*  
 \* - GENERAL ELECTION - NOVEMBER 3, 1998 - FRANKLIN COUNTY, OHIO - \*

CANDIDATE	ATTORNEY GENERAL		AUDITOR OF STATE		TREASURER OF STATE		UNITED STATES SENATOR		REPRESENTATIVE TO CONGRESS (15TH DIST)		STATE SENATOR (03RD DIST)		STATE SENATOR (15TH DIST)		STATE SENATOR (21ST DIST)	
	(DEM)	(REP)	(DEM)	(REP)	(DEM)	(REP)	(DEM)	(REP)	(DEM)	(REP)	(DEM)	(REP)	(DEM)	(REP)	(DEM)	(REP)
BEKLEY 1- A	153	252	236	150	210	183	175	243	177	216	177	216	107	217	351	430
B	100	228	220	92	193	115	93	243	185	112	202	112	144	122	258	345
C	173	264	253	134	219	188	182	266	202	215	202	215	123	258	402	457
BEKLEY 2- A	426	744	709	396	622	486	450	752	574	543	574	543	322	633	1232	1232
B	226	333	329	197	276	247	238	339	250	274	250	274	161	258	387	593
C	120	160	162	99	131	151	143	248	213	154	213	154	123	258	402	402
BEKLEY 3- A	472	755	746	404	626	529	504	748	588	557	588	557	322	633	1232	1232
B	168	332	330	141	272	198	186	326	248	213	248	213	161	258	387	526
C	171	300	237	126	234	158	150	281	177	184	177	184	123	258	402	491
BEKLEY 4- A	492	862	838	433	704	564	534	849	639	614	639	614	322	633	1232	1414
B	104	119	115	97	98	114	111	118	90	124	90	124	107	217	325	235
C	157	220	220	130	187	116	174	208	102	196	102	196	123	258	402	302
BLEND A	439	634	641	381	550	469	476	613	514	514	514	514	322	633	1232	1118
B	63	203	190	61	168	84	89	182	150	101	150	101	107	217	325	274
C	43	168	162	40	159	46	47	173	147	57	147	57	123	258	402	230
BLUNT A	207	579	572	170	511	232	247	545	426	185	426	185	107	217	325	661
B	137	506	499	113	474	142	171	462	139	84	139	84	123	258	402	243
C	52	183	177	46	164	58	77	165	141	96	141	96	123	258	402	261
CAN W A	30	110	106	27	95	39	54	87	81	49	81	49	107	217	325	144
B	297	970	953	244	897	310	391	875	787	414	787	414	322	633	1232	1313
C	97	229	212	95	183	121	142	200	149	159	149	159	107	217	325	353
CLINT A	125	176	156	129	111	99	118	143	119	173	119	173	123	258	402	320
B	95	140	134	89	111	99	118	143	119	173	119	173	107	217	325	252
C	317	545	502	313	464	362	421	466	268	332	268	332	107	217	325	925
COLS 01- A	177	154	147	166	137	190	211	178	144	144	144	144	107	217	325	351
B	177	154	147	166	137	190	211	178	144	144	144	144	107	217	325	351
C	176	154	147	166	137	190	211	178	144	144	144	144	107	217	325	351
TOTAL	474	492	465	462	430	507	582	406	322	633	322	633	322	633	1022	1022

\* OFFICIAL RESULTS \*  
\* GENERAL ELECTION - NOVEMBER 3, 1998 - FRANKLIN COUNTY, OHIO \*

		ATTORNEY GENERAL	AUDITOR OF STATE	TREASURER OF STATE	UNITED STATES SENATOR	REPRESENTATIVE TO CONGRESS (15TH DIST)	STATE SENATOR (03RD DIST)	STATE SENATOR (15TH DIST)	STATE SENATOR (15TH DIST)	REPRESENTATIVE (21ST DIST)	TOTAL VOTE
		(DEM)	(REP)	(DEM)	(REP)	(DEM)	(REP)	(REP)	(DEM)	(DEM)	
COLS 02 - A	B	115	97	87	121	78	135	153	63	52	164
	C	195	221	207	156	176	222	220	187	148	229
	D	161	186	175	156	159	176	196	142	120	220
	E	157	203	212	165	174	194	168	112	125	224
	F	164	194	170	174	162	159	163	105	211	221
		952	1062	1023	872	882	1035	1088	944	665	1311
COLS 03 - A	B	172	59	31	191	30	188	197	34	18	226
	C	196	100	81	207	73	220	227	79	57	246
	D	222	149	126	226	104	254	217	110	76	298
	E	176	173	144	185	122	217	231	132	101	239
	F	766	481	382	809	329	879	917	355	252	1009
		717	220	149	752	128	778	811	151	81	927
COLS 04 - A	B	212	52	38	215	48	325	231	47	17	267
	C	192	73	48	204	39	106	112	42	21	242
	D	98	33	30	96	19	243	246	44	29	184
	E	215	62	33	236	26	243	256	44	29	284
	F	717	220	149	752	128	778	811	151	81	927
		255	62	37	263	25	296	287	37	13	332
COLS 05 - A	B	249	61	30	273	24	277	287	35	13	309
	C	233	57	25	241	10	262	257	30	13	295
	D	133	32	8	146	10	150	145	32	13	173
	E	870	212	100	923	84	985	976	134	52	1109
	F	197	74	47	198	43	225	247	40	25	268
COLS 06 - A	B	317	53	35	328	34	325	246	79	21	344
	C	264	83	67	262	50	287	282	41	12	322
	D	218	83	67	226	33	244	236	71	32	280
	E	216	51	34	220	31	224	254	32	11	297
	F	257	72	38	270	31	386	284	41	11	326
		1454	427	276	1504	229	1630	1664	301	140	1938
COLS 07 - A	B	140	35	18	142	19	158	159	29	10	190
	C	254	63	44	255	37	269	282	48	20	325
	D	171	53	28	197	22	212	214	28	11	237
	E	181	46	27	200	21	216	209	34	13	235
	F	252	70	29	259	30	277	283	37	18	338
		998	267	146	1053	129	1132	1147	176	72	1326
COLS 08 - A	B	109	72	56	108	56	121	110	70	41	138
	C	132	174	160	190	132	147	152	152	100	271
	D	137	164	159	112	137	132	144	152	100	208
	E	195	187	208	161	172	197	204	180	125	247
	F	630	599	593	571	507	660	685	559	386	825
		149	152	123	168	114	180	188	117	85	210
COLS 09 - A	B	100	110	94	104	93	111	109	110	65	140
	C	149	152	123	168	114	180	188	117	85	210
	D	100	110	94	104	93	111	109	110	65	140
	E	249	262	217	272	207	291	297	217	151	359
	F	249	262	217	272	207	291	297	217	151	359

\* OFFICIAL RESULTS \*  
 \* GENERAL ELECTION - NOVEMBER 3, 1998 - FRANKLIN COUNTY, OHIO \*

COLS	OFFICE	CANDIDATE	(DEM)	(REP)	(DEM)	(REP)	(DEM)	(REP)	(DEM)	(REP)	(DEM)	(REP)	(DEM)	(REP)	(DEM)	(REP)	(DEM)	(REP)	(DEM)	(REP)	TOTAL VOTE
COLS 10	ATTORNEY GENERAL	R C BENTLEY	152	347	157	145	301	176	173	328	145	149	516								516
		C D BENTLEY	102	160	107	93	150	107	1208	70	145	274									274
		D E BENTLEY	88	79	67	190	67	114	114	59	59	295									295
		F G BENTLEY	145	477	110	120	433	162	159	452	188										188
		H I BENTLEY	110	236	224	105	196	138	134	218	362										362
		J K BENTLEY	108	235	250	100	223	131	121	254	355										355
		L M BENTLEY	72	145	141	66	124	78	91	133	244										244
		N BENTLEY	112	140	145	68	124	91	114	151	324										324
			127	344	127	90	235	175	159	321	442										442
			70	326	319	78	286	177	110	237	377										377
			110	250	250	103	225	195	131	236	377										377
			1549	3376	3241	1471	2914	1815	1802	3187	5150										5150
COLS 11	AUDITOR OF STATE	R C BENTLEY	93	105	94	99	85	115	111	95	187										187
		B C BENTLEY	152	203	194	136	179	169	176	175	375										375
		C D BENTLEY	194	261	257	171	239	195	215	238	469										469
		D E BENTLEY	160	218	225	128	213	154	169	206	442										442
			122	291	278	116	249	151	176	247	442										442
			721	1078	1048	650	965	784	847	961	1890										1890
COLS 12	TRASURER OF STATE	R C BENTLEY	113	62	57	112	44	127	111	68	149										149
		B C BENTLEY	111	38	42	115	12	148	126	23	168										168
		C D BENTLEY	175	104	106	162	83	136	141	94	301										301
			528	260	242	512	187	578	577	234	859										859
COLS 13	UNITED STATES SENATOR	R C BENTLEY	70	25	16	76	16	77	74	20	107										107
		B C BENTLEY	183	47	22	202	18	214	217	39	289										289
		C D BENTLEY	229	65	22	259	23	273	277	36	170										170
			591	166	76	649	73	686	692	118	808										808
COLS 14	STATE SENATOR (03RD DIST)	R C BENTLEY	170	167	159	162	142	180	185	163	361										361
		B C BENTLEY	194	113	113	170	84	244	216	93	229										229
		C D BENTLEY	264	167	174	242	134	314	331	147	426										426
			930	595	587	847	490	957	1007	542	1592										1592
COLS 15	STATE SENATOR (15TH DIST)	R C BENTLEY	109	276	111	99	100	112	119	244											244
		B C BENTLEY	159	104	144	144	231	136	154	244											244
			268	385	371	243	331	298	310	351											351
COLS 16	STATE SENATOR (21ST DIST)	R C BENTLEY	133	86	80	134	61	146	156	65	154										154
		B C BENTLEY	148	86	73	154	73	146	165	80	170										170
		D E BENTLEY	72	71	65	92	59	102	97	80	194										194
			86	69	70	79	57	80	89	70	181										181
			529	392	356	532	312	566	593	355	723										723

NAME	REP	DEM	TOTAL	NAME	REP	DEM	TOTAL	NAME	REP	DEM	TOTAL	NAME	REP	DEM	TOTAL	NAME	REP	DEM	TOTAL	NAME	REP	DEM	TOTAL				
COLS 17 - A	122	70	192	COLS 18 - A	158	148	306	COLS 19 - A	155	258	413	COLS 20 - A	256	310	566	COLS 21 - A	170	380	550	COLS 22 - A	174	355	529	COLS 23 - A	155	149	304
B	392	81	473	B	240	172	412	B	217	326	543	B	274	289	563	B	308	348	656	B	168	260	428	B	175	147	322
C	266	52	318	C	223	151	374	C	219	351	570	C	213	185	398	C	180	173	353	C	182	306	488	C	160	233	393
D	175	45	220	D	155	161	316	D	229	244	473	D	273	213	486	D	227	334	561	D	114	235	349	D	171	235	406
REP	1167	324	1491	REP	1167	324	1491	REP	1167	324	1491	REP	1167	324	1491	REP	1167	324	1491	REP	1167	324	1491	REP	1167	324	1491
DEM	1167	324	1491	DEM	1167	324	1491	DEM	1167	324	1491	DEM	1167	324	1491	DEM	1167	324	1491	DEM	1167	324	1491	DEM	1167	324	1491
TOTAL	2334	648	2982	TOTAL	2334	648	2982	TOTAL	2334	648	2982	TOTAL	2334	648	2982	TOTAL	2334	648	2982	TOTAL	2334	648	2982	TOTAL	2334	648	2982



\* OFFICIAL RESULTS \*  
 \* GENERAL ELECTION - NOVEMBER 3, 1998 - FRANKLIN COUNTY, OHIO \*

COLS	GENERAL	AUDITOR OF STATE	TREASURER OF STATE	UNITED STATES SENATOR	REPRESENTATIVE TO CONGRESS (15TH DIST)	STATE SENATOR (03RD DIST)	STATE SENATOR (15TH DIST)	STATE SENATOR (21ST DIST)
COLS 24 - A	151	140	150	127	171	179	131	141
B	148	155	163	134	181	141	141	141
C	111	154	102	144	113	136	138	138
D	193	85	190	78	207	206	193	193
E	103	155	116	140	135	148	145	145
F	706	689	721	623	807	860	650	650
COLS 25 - A	298	113	311	77	325	344	78	41
B	245	82	258	46	248	283	51	31
C	219	57	31	23	231	238	26	10
D	287	30	307	39	307	332	55	17
E	282	31	287	25	287	330	37	15
F	306	24	321	43	241	247	20	23
COLS 26 - A	1856	340	1950	302	2076	2118	362	157
B	557	35	152	24	180	173	42	18
C	48	35	152	28	148	148	32	20
D	129	32	137	27	148	148	40	50
E	113	39	115	31	126	129	41	21
F	637	233	652	202	710	734	248	132
COLS 27 - A	141	93	151	87	162	188	90	856
B	110	76	119	70	133	134	73	46
C	154	259	156	246	182	182	260	52
D	174	121	152	142	175	175	172	172
E	150	118	152	226	255	255	98	213
F	231	329	204	226	255	255	104	104
COLS 28 - A	973	996	965	913	1097	1139	992	564
B	280	67	298	57	321	330	71	35
C	305	82	309	70	333	351	82	32
D	278	117	288	100	333	347	120	43
E	195	179	193	148	214	214	177	108
F	379	140	384	120	414	433	139	151
COLS 29 - A	1669	776	1694	653	1883	1902	780	105
B	108	81	104	74	114	130	81	60
C	104	73	105	70	112	122	74	19
D	174	102	170	120	118	124	28	93
E	173	123	170	142	202	204	145	145
F	499	388	488	372	546	610	358	317
COLS 30 - A	133	284	121	276	143	157	284	456
B	105	179	106	152	130	135	158	112
C	94	201	102	183	124	125	192	334
D	113	240	95	212	123	144	207	392
E	98	199	95	177	126	137	186	352
F	74	161	64	140	84	82	159	257
TOTAL	617	1264	583	1140	730	783	1196	2059

\* . OFFICIAL RESULTS . \*  
 \* . GENERAL ELECTION - NOVEMBER 3, 1998 . FRANKLIN COUNTY, OHIO . \*

		ATTORNEY GENERAL (Vote for 1)	AUDITOR OF STATE (Vote for 1)	TREASURER OF STATE (Vote for 1)	UNITED STATES SENATOR (Vote for 1)	REPRESENTATIVE TO CONGRESS (15TH DIST) (Vote for 1)	STATE SENATOR (03RD DIST) (Vote for 1)	STATE SENATOR (15TH DIST) (Vote for 1)	STATE REPRESENTATIVE (21ST DIST) (Vote for 1)	TOTAL VOTE
		(DEM)	(REP)	(DEM)	(REP)	(DEM)	(REP)	(DEM)	(DEM)	
COLS 31-	A	239	101	66	253	64	277	292	69	381
	B	116	154	156	97	133	134	133	144	291
	C	118	136	116	182	130	145	145	112	261
	D	92	130	32	96	41	106	104	48	157
	E					120	115	123	125	257
	F	631	598	513	674	488	746	797	498	1357
	G									
COLS 32-	A	205	344	343	182	314	204	228	333	572
	B	144	238	244	432	217	144	163	226	378
	C	116	142	116	136	111	137	139	112	279
	D	151	254	241	131	222	153	185	219	412
	E									
	F	616	978	944	551	864	648	713	900	1665
	G									
COLS 33-	A	180	196	193	160	160	195	208	171	391
	B	191	134	124	111	111	110	127	112	243
	C	172	141	136	174	111	100	93	135	231
	D	126	214	208	184	182	188	202	198	407
	E	126	183	116	185	126	188	197	82	284
	F	90	217	109	132	72	129	229	92	203
	G	110	270	102	172	127	123	221	178	407
	H									
	I	1068	1186	1127	1019	951	1194	1270	1035	187
	J									
COLS 34-	A	212	240	225	208	204	237	244	215	472
	B	131	209	195	125	165	163	169	175	327
	C	147	188	175	142	143	175	168	167	348
	D	141	285	269	147	247	164	197	236	445
	E	137	155	141	131	124	148	150	140	303
	F	131	216	184	140	174	167	177	169	366
	G									
	H	889	1293	1189	893	1057	1054	1105	1102	188
	I									
	J	221	58	41	222	36	250	257	37	229
	K	281	52	49	282	32	266	302	28	310
	L	224	109	51	297	25	329	377	26	354
	M	323	116	74	347	67	354	374	74	482
	N									
	O	1129	343	215	1193	173	1260	1330	195	482
	P									
	Q									
COLS 35-	A	221	58	41	222	36	250	257	37	229
	B	281	52	49	282	32	266	302	28	310
	C	224	109	51	297	25	329	377	26	482
	D	323	116	74	347	67	354	374	74	482
	E									
	F	1129	343	215	1193	173	1260	1330	195	482
	G									
	H									
COLS 36-	A	154	239	228	144	120	179	197	134	400
	B	96	146	127	105	116	116	109	134	229
	C	79	135	115	142	237	179	203	225	244
	D	165	255	263	156	302	175	217	295	414
	E	165	331	327	156	302	175	217	295	414
	F	109	216	211	106	188	123	135	197	343
	G									
	H	768	1312	1271	734	1138	874	969	1146	1639
	I									
	J									
COLS 37-	A	94	100	79	101	76	110	113	82	204
	B	58	53	57	65	54	67	78	47	136
	C	72	84	70	79	67	85	89	70	170
	D	190	144	91	131	124	117	116	136	265
	E	149	264	265	131	245	153	169	266	455
	F									
	G	483	645	604	467	566	532	565	601	1227
	H									
	I									
	J									

GENERAL ELECTION - NOVEMBER 3, 1998 - FRANKLIN COUNTY, OHIO

OFFICIAL RESULTS

OFFICE	CANDIDATE	(DEM)	(REP)	(DEM)	(REP)	(DEM)	(REP)	(DEM)	(REP)	(DEM)	(REP)	(DEM)	(REP)	(DEM)	(REP)	(DEM)	(REP)	(DEM)	(REP)	TOTAL VOTE																		
ATTORNEY GENERAL	(Vote for 1)																																					
	R C B M J P L S J D J M O B G V A M K N R B J R B O T A O																																					
	(DEM) (REP)																																					
AUDITOR OF STATE	(Vote for 1)																																					
	J P I S J D J M O B G V A M K N R B J R B O T A O																																					
	(REP) (DEM)																																					
TREASURER OF STATE	(Vote for 1)																																					
	J P I S J D J M O B G V A M K N R B J R B O T A O																																					
	(REP) (DEM)																																					
UNITED STATES SENATOR	(Vote for 1)																																					
	J P I S J D J M O B G V A M K N R B J R B O T A O																																					
	(REP) (DEM)																																					
REPRESENTATIVE TO CONGRESS (15TH DIST)	(Vote for 1)																																					
	J P I S J D J M O B G V A M K N R B J R B O T A O																																					
	(REP) (DEM)																																					
STATE SENATOR (03RD DIST)	(Vote for 1)																																					
	J P I S J D J M O B G V A M K N R B J R B O T A O																																					
	(REP) (DEM)																																					
STATE SENATOR (15TH DIST)	(Vote for 1)																																					
	J P I S J D J M O B G V A M K N R B J R B O T A O																																					
	(REP) (DEM)																																					
STATE REPRESENTATIVE (21ST DIST)	(Vote for 1)																																					
	J P I S J D J M O B G V A M K N R B J R B O T A O																																					
	(DEM)																																					
TOTAL VOTE																				395	249	122	88	235	574	866	247	236	483	178	104	383	711	124	89	195	293	543

\* OFFICIAL RESULTS \*  
 \* GENERAL ELECTION - NOVEMBER 3, 1998 - FRANKLIN COUNTY, OHIO \*

COLS	ATTORNEY GENERAL	ADDICOR OF STATE	TREASURER OF STATE	UNITED STATES SENATOR	REPRESENTATIVE TO CONGRESS (15TH DIST)	STATE SENATOR (03RD DIST)	STATE SENATOR (15TH DIST)	STATE SENATOR (15TH DIST)	STATE REPRESENTATIVE (14TH DIST)	TOTAL VOTE
COLS 45- A	113	115	115	139	103	87	147	198	253	253
B	148	180	131	177	153	130	144	198	343	343
C	238	146	155	275	168	130	249	198	424	424
D	67	118	113	86	117	105	240	130	211	211
E	81	114	103	96	113	117	104	130	212	212
F	150	159	147	115	149	117	193	133	315	315
G	93	205	190	115	193	166	166	133	312	312
H	127	314	217	152	304	240	186	190	411	411
I	117	236	214	165	219	171	190	177	399	399
J	178	137	197	146	174	182	190	125	311	311
K	209	237	187	111	116	148	125	125	297	297
1339	2201	2006	1790	1688	1928	1546	1850	1982	3658	3658
COLS 46- A	133	248	238	152	247	172	172	136	297	297
B	173	379	350	218	371	172	212	115	421	421
C	142	293	250	182	261	242	212	115	322	322
D	138	206	167	166	180	129	204	104	257	257
E	126	167	152	155	196	149	173	95	276	276
F	69	223	170	81	179	149	149	107	216	216
G	99	108	93	101	105	194	107	208	402	402
H	148	108	199	174	105	167	208	161	402	402
I	212	361	217	251	329	261	291	291	601	601
1240	2263	2074	1896	1488	2051	1660	1709	2051	3645	3645
COLS 47- A	177	239	216	201	206	136	136	136	445	445
B	157	301	288	172	286	136	136	136	445	445
C	177	188	190	162	192	136	136	136	445	445
D	157	195	173	191	172	136	136	136	445	445
E	122	125	112	158	124	136	136	136	445	445
F	113	125	112	158	124	136	136	136	445	445
903	1046	953	848	1030	912	1660	1709	2051	3645	3645
COLS 48- A	132	53	52	53	50	34	157	198	198	198
B	107	107	83	64	87	56	87	130	244	244
C	232	150	113	133	121	56	117	130	422	422
D	221	145	101	84	117	56	117	130	406	406
E	85	86	77	71	69	52	116	188	334	334
F	225	138	105	229	114	62	308	130	188	188
1021	679	531	455	1190	558	316	1434	1308	395	395
COLS 49- A	208	317	270	245	273	0	0	198	298	298
B	291	272	282	279	276	0	0	198	298	298
C	155	198	152	176	155	0	0	198	298	298
D	143	202	177	141	189	0	0	198	298	298
E	81	133	103	98	120	0	0	198	298	298
778	1110	1010	902	950	974	99	111	130	187	187
COLS 50- A	245	79	29	251	22	18	337	369	369	369
B	302	68	45	322	39	22	385	423	423	423
C	173	84	57	194	67	32	236	279	279	279
D	53	133	123	82	110	77	102	196	196	196
773	364	254	217	906	270	149	1060	1267	1267	1267

\* - OFFICIAL RESULTS - \*  
 \* - GENERAL ELECTION - NOVEMBER 3, 1998 - FRANKLIN COUNTY, OHIO - \*

COLS	ATTORNEY GENERAL	AUDITOR OF STATE	TREASURER OF STATE	UNITED STATES SENATOR	REPRESENTATIVE TO CONGRESS (15TH DIST)	STATE SENATOR (03RD DIST)	STATE SENATOR (15TH DIST)	STATE SENATOR (21ST DIST)	TOTAL VOTE
COLS 51 - A	293	65	63	341	342	81	43	379	446
B	103	49	42	188	189	46	26	223	267
C	183	72	47	159	211	51	23	299	444
D	948	213	189	1091	1086	247	116	1248	289
COLS 52 - A	158	336	290	191	191	328	256	298	536
B	173	299	257	202	200	271	208	270	501
C	163	301	233	203	230	263	98	237	481
D	189	125	103	207	235	116	388	362	362
E	171	99	67	207	204	84	57	232	300
F	164	242	217	200	204	221	176	242	300
G	81	91	76	94	86	86	62	102	448
COLS 53 - A	1099	1558	1243	1331	1334	1369	1072	1490	179
B	106	257	237	132	121	252	147	158	2809
C	83	307	275	143	156	297	240	152	392
D	126	296	271	143	156	297	240	152	406
E	145	298	262	180	200	269	242	144	485
F	109	249	228	146	140	251	242	144	485
G	65	80	71	84	75	88	58	90	407
H	114	142	131	128	141	132	113	140	407
I	55	80	65	69	67	74	60	76	280
COLS 54 - A	918	1958	1791	1113	1172	1891	1542	1320	422
B	121	189	159	157	145	193	141	172	3159
C	118	176	126	126	120	209	155	133	344
D	122	172	126	126	120	209	155	133	329
E	174	171	126	126	120	209	155	133	329
F	168	256	220	184	181	242	188	207	443
COLS 55 - A	771	1267	1106	916	943	1214	941	1048	451
B	141	72	51	164	159	66	36	202	2231
C	177	49	43	207	207	45	29	205	346
D	212	68	35	251	291	52	31	283	324
E	227	78	45	251	291	52	31	283	324
COLS 56 - A	757	241	174	851	866	215	115	975	2231
B	132	101	86	157	155	94	61	185	1148
C	127	35	26	142	141	30	18	163	256
D	153	47	44	152	149	33	19	205	192
E	171	17	14	152	149	33	19	205	245
F	202	35	34	262	242	55	15	309	188
G	247	35	34	262	242	55	15	309	536
H	202	50	36	222	226	186	135	293	399
I	191	182	171	222	226	186	135	293	338
TOTAL	1784	580	507	1989	1982	625	309	2336	2773

\* . OFFICIAL RESULTS . \*

\* . GENERAL ELECTION - NOVEMBER 3, 1998 . FRANKLIN COUNTY, OHIO . \*

COLS	OFFICE	CANDIDATE	DEM	REP	OTH	TOTAL
57	ATTORNEY GENERAL	R C B R M D C O R R T T T D H A R A Y	137	175	156	468
58	AUDITOR OF STATE	B R M J P I L R O R R T T T D H A R A Y	136	176	154	466
59	TREASURER OF STATE	B R M J P I L R O R R T T T D H A R A Y	117	315	300	732
60	UNITED STATES SENATOR	B R M J P I L R O R R T T T D H A R A Y	115	117	117	349
61	REPRESENTATIVE TO CONGRESS (15TH DIST)	B R M J P I L R O R R T T T D H A R A Y	126	226	227	579
62	STATE SENATOR (03RD DIST)	B R M J P I L R O R R T T T D H A R A Y	118	163	143	424
63	STATE SENATOR (15TH DIST)	B R M J P I L R O R R T T T D H A R A Y	111	279	265	655
64	STATE SENATOR (15TH DIST)	B R M J P I L R O R R T T T D H A R A Y	103	1915	1795	3913
65	STATE REPRESENTATIVE (1ST DIST)	B R M J P I L R O R R T T T D H A R A Y	1003	1915	1795	3713

\* GENERAL ELECTION - NOVEMBER 3, 1998 - FRANKLIN COUNTY, OHIO \*

\* OFFICIAL RESULTS \*

ATTORNEY GENERAL	AUDITOR OF STATE	TREASURER OF STATE	UNITED STATES SENATOR	REPRESENTATIVE TO CONGRESS (15TH DIST)	STATE SENATOR (03RD DIST)	STATE SENATOR (15TH DIST)	STATE REPRESENTATIVE (1ST DIST)
(DEM)	(REP)	(REP)	(DEM)	(DEM)	(REP)	(REP)	(DEM)
(Vote for 1)	(Vote for 1)	(Vote for 1)	(Vote for 1)	(Vote for 1)	(Vote for 1)	(Vote for 1)	(Vote for 1)
R C B M J P L S J D M O	I K E R T U O T O H A R I	D E O T E R H S A R I O	M B A R Y L E O	A M D A I L M C I A Y	B J R O H N S O N	B C K E V I N	O B T A T T Y J
R C B M J P L S J D M O	I K E R T U O T O H A R I	D E O T E R H S A R I O	M B A R Y L E O	A M D A I L M C I A Y	B J R O H N S O N	B C K E V I N	O B T A T T Y J

COLS 63 - A	117	402	405	97	373	129	155	372	539
B	98	323	313	89	266	120	115	314	442
C	146	415	391	148	358	178	200	370	586
D	70	195	194	60	161	91	81	188	277
E	104	291	271	103	273	102	117	280	424
F	117	255	229	119	215	131	141	232	380
G	94	287	290	68	255	110	107	289	411
H	26	176	164	72	141	96	94	167	268
I	20	139	137	47	122	62	59	133	195
J	6	194	184	67	170	87	69	195	284
TOTAL	940	2577	2578	870	2355	1106	1138	2350	3806

COLS 64 - A	77	287	274	67	270	89	95	275	391
B	95	318	304	93	275	118	129	262	404
C	103	276	267	97	240	119	112	259	406
D	127	353	338	117	305	150	143	344	424
E	118	313	301	111	267	141	127	313	424
F	105	357	351	91	329	118	112	354	489
G	61	133	125	61	122	68	72	124	202
TOTAL	686	2037	1960	637	1809	803	792	1984	2877

COLS 65 - A	79	205	196	75	171	98	83	203	293
B	63	224	222	65	204	115	108	239	321
C	75	226	212	79	217	116	113	250	364
D	102	290	282	100	232	128	136	247	389
E	176	320	295	77	275	129	148	314	440
F	178	320	295	77	275	129	148	314	440
G	117	335	326	107	291	136	140	326	474
TOTAL	648	1840	1759	614	1580	783	745	1795	2587

COLS 66 - A	112	224	227	100	204	130	123	216	175
B	115	175	156	116	148	128	135	154	118
C	121	339	324	113	304	148	151	313	184
D	119	312	293	120	279	148	146	301	255
E	96	269	24	82	245	101	123	247	222
TOTAL	563	1319	1264	531	1180	655	678	1231	1025

COLS 67 - A	122	278	245	138	225	159	131	277	423
B	119	232	228	110	272	122	127	286	460
C	110	270	242	116	219	128	122	204	344
D	106	237	214	124	179	117	112	174	248
E	125	347	325	140	312	149	150	324	431
F	124	324	309	116	277	143	134	274	376
G	132	256	227	112	205	135	128	229	407
H	101	225	214	90	205	135	134	229	370
I	132	225	214	90	205	135	134	229	370
J	105	183	173	82	197	106	106	167	294
K	84	128	123	77	152	99	106	167	294
TOTAL	1370	2639	2535	1229	2271	1533	1530	2543	4284

COLS 68 - A	122	143	127	127	110	153	155	115	89
B	90	99	77	98	71	107	107	83	61
C	105	143	143	98	71	118	119	132	123
D	118	101	91	120	78	134	127	95	64
TOTAL	435	486	443	443	384	512	508	425	318

\* GENERAL ELECTION - NOVEMBER 3, 1998 - FRANKLIN COUNTY, OHIO \*

\* OFFICIAL RESULTS \*

COLS	NAME	GENERAL	AUDITOR OF STATE	TREASURER OF STATE	UNITED STATES SENATOR	REPRESENTATIVE NO CONGRESS (15TH DIST)	STATE SENATOR (03RD DIST)	STATE SENATOR (15TH DIST)	STATE REPRESENTATIVE (25TH DIST)	TOTAL VOTE
69	A	116	327	101	130	139	172	141	80	473
69	B	48	152	46	29	46	131	131	106	216
69	C	126	347	102	137	142	114	114	85	487
69	D	144	314	110	155	171	166	166	109	490
69	E	85	257	71	103	105	229	229	113	360
69	F	89	315	79	119	118	240	240	113	427
69	G	62	228	65	76	91	155	155	70	308
69	H	51	209	54	68	71	190	190	79	279
69	I	89	352	86	114	105	171	171	124	404
70	A	810	2318	714	971	999	2406	2406	1300	3499
70	B	126	280	113	141	148	272	272	166	433
70	C	122	282	103	129	136	254	254	150	429
70	D	149	356	128	180	186	324	324	189	520
70	E	169	417	161	201	209	365	365	210	589
70	F	99	168	104	119	124	152	152	89	289
70	G	665	1513	608	769	820	1402	1402	790	2290
71	A	57	182	48	72	72	172	172	80	247
71	B	85	171	74	92	92	169	169	106	265
71	C	60	141	59	67	72	134	134	85	209
71	D	75	225	69	94	88	228	228	109	320
71	E	80	275	77	96	128	274	274	113	369
71	F	27	26	11	13	13	30	30	13	43
71	G	77	223	117	139	128	301	301	168	434
71	H	130	242	102	128	134	240	240	124	280
71	I	97	234	102	136	132	242	242	124	279
71	J	82	233	69	84	83	212	212	106	350
71	K	70	217	57	81	83	202	202	106	299
71	L	70	217	57	81	83	202	202	106	299
72	A	995	2532	930	1192	1154	2563	2020	1431	3785
72	B	95	325	85	120	116	316	265	130	437
72	C	85	296	76	101	102	288	242	109	394
72	D	98	311	83	113	127	341	287	113	421
72	E	137	323	101	143	143	341	321	113	457
72	F	91	322	70	125	99	369	321	113	477
72	G	81	306	73	110	110	301	261	118	420
72	H	587	1938	488	712	656	1927	1646	735	2626
73	A	164	308	151	177	187	290	238	124	485
73	B	82	182	82	104	104	197	148	69	289
73	C	116	350	97	144	144	324	279	169	480
73	D	85	301	79	106	108	160	110	64	294
73	E	93	331	99	137	128	305	254	117	427
73	F	85	252	84	108	92	252	210	110	329
73	G	73	305	69	91	91	295	254	117	357
73	H	98	308	87	120	120	295	254	117	382
73	I	790	2156	752	978	952	2048	1702	1142	3052



\* - OFFICIAL RESULTS - \*  
 \* - GENERAL ELECTION - NOVEMBER 3, 1998 - FRANKLIN COUNTY, OHIO - \*

		ATTORNEY GENERAL		AUDITOR OF STATE		TREASURER OF STATE		UNITED STATES SENATOR		REPRESENTATIVE TO CONGRESS (15TH DIST)		STATE SENATOR (03RD DIST)		STATE SENATOR (15TH DIST)		STATE REPRESENTATIVE (21ST DIST)		TOTAL VOTE	
		(Vote for 1)	(REP)	(Vote for 1)	(DEM)	(Vote for 1)	(REP)	(Vote for 1)	(DEM)	(Vote for 1)	(DEM)	(Vote for 1)	(REP)	(Vote for 1)	(DEM)	(Vote for 1)	(DEM)		
COLS 74-	A	110	268	260	101	239	122	117	267	117	267	208	150	207	245	189	192	394	
	B	76	314	303	66	261	103	87	313	131	313	249	112	189	192	183	192	414	
	C	113	400	384	103	359	120	79	390	137	390	307	158	244	245	246	244	548	
	D	76	192	181	79	157	99	62	194	91	101	134	121	180	180	175	180	279	
DOUBLIN 1-	A	154	389	382	138	346	179	174	379	174	379	249	150	207	245	189	192	567	
	B	119	590	439	103	415	147	137	601	101	442	307	158	244	245	246	244	755	
	C	79	451	439	69	415	91	101	442	95	397	134	121	180	180	175	180	516	
	D	110	559	383	80	517	130	118	558	65	2377	156	137	137	137	137	137	698	
DOUBLIN 2-	A	541	2400	2344	471	2175	652	625	2377	625	2377	1630	990	526	683	1155	1187	3092	
	B	110	429	406	102	359	145	146	402	146	402	249	150	207	245	189	192	560	
	C	34	333	326	85	289	121	114	330	70	219	249	150	207	245	189	192	461	
	D	175	340	318	69	289	108	88	335	88	335	249	150	207	245	189	192	300	
DOUBLIN 3-	A	451	1733	1664	404	1504	563	547	1674	547	1674	1155	1187	1155	1187	1155	1187	543	
	B	73	457	453	64	431	88	89	448	89	448	1155	1187	1155	1187	1155	1187	543	
DOUBLIN 4-	A	71	387	348	67	333	95	80	398	80	398	249	150	207	245	189	192	491	
	B	69	366	355	58	334	92	83	374	83	374	249	150	207	245	189	192	463	
	C	93	434	432	67	389	108	110	446	110	446	249	150	207	245	189	192	547	
	D	64	305	295	55	271	81	61	235	61	235	249	150	207	245	189	192	397	
FRANK - A	A	189	267	273	155	242	195	219	260	219	260	249	150	207	245	189	192	505	
	B	149	267	267	155	242	195	219	260	219	260	249	150	207	245	189	192	432	
	C	170	290	290	167	259	203	193	241	193	241	249	150	207	245	189	192	432	
	D	164	232	209	155	189	189	87	203	66	203	249	150	207	245	189	192	432	
GAR 1-	A	884	1295	1196	818	1098	979	1075	1139	1075	1139	1155	1187	1155	1187	1155	1187	2376	
	B	136	263	255	122	221	161	154	257	154	257	1155	1187	1155	1187	1155	1187	432	
	C	113	270	230	128	227	134	163	233	163	233	1155	1187	1155	1187	1155	1187	397	
	D	128	1392	357	112	314	146	163	211	163	211	1155	1187	1155	1187	1155	1187	561	
TOTAL		717	1714	1567	722	1417	901	900	1586	900	1586	1155	1187	1155	1187	1155	1187	2600	

\* - OFFICIAL RESULTS \*  
 \* - GENERAL ELECTION - NOVEMBER 3, 1998 - FRANKLIN COUNTY, OHIO - \*

DISTRICT	CANDIDATE	PARTY	ATTORNEY GENERAL		AUDITOR OF STATE		TREASURER OF STATE		UNITED STATES SENATOR		REPRESENTATIVE TO CONGRESS (15TH DIST)		STATE SENATOR (03RD DIST)		STATE SENATOR (15TH DIST)		STATE REPRESENTATIVE (21ST DIST)				
			(DEM)	(REP)	(DEM)	(REP)	(DEM)	(REP)	(DEM)	(REP)	(DEM)	(REP)	(DEM)	(REP)	(DEM)	(REP)	(DEM)	(REP)			
GAH 2 -	A	R C	265	241	98	214	131	130	241	160	190	198	173	196	403	538	526	285	676		
	B	I O R	398	345	161	324	148	171	332	257	230	268	237	224	538	526	285	676	676		
	C	H R	124	183	57	400	85	187	86	187	465	317	292	1178	187	447	419	447	447		
	D	A R	55	449	159	400	187	187	86	187	465	317	292	1178	187	447	419	447	447		
	E	K A	148	486	593	427	744	776	1580	1100	1108	1100	1108	997	968	2216	2216	2216	2216	2216	
GAH 3 -	A	R C	112	252	102	234	124	132	243	196	165	202	198	245	498	411	411	411	411	411	
	B	I O R	100	300	90	232	125	134	241	160	165	202	198	245	498	411	411	411	411	411	
	C	H R	124	274	132	406	175	175	270	241	241	241	241	241	241	241	241	241	241	241	
	D	A R	138	280	131	247	172	169	389	200	227	227	227	227	227	227	227	227	227	227	
	E	K A	722	2026	685	1721	892	929	1901	1422	1241	1241	1241	1241	1241	1241	1241	1241	1241	1241	1241
GAH 4 -	A	R C	100	362	93	310	125	124	345	241	200	202	198	245	498	411	411	411	411	411	
	B	I O R	153	349	122	297	184	175	346	254	248	248	248	248	248	248	248	248	248	248	
	C	H R	126	381	117	316	155	163	346	254	248	248	248	248	248	248	248	248	248	248	
	D	A R	92	299	73	252	110	104	308	206	191	191	191	191	191	191	191	191	191	191	
	E	K A	136	421	114	366	164	151	420	286	244	244	244	244	244	244	244	244	244	244	244
GR CTY 1 -	A	R C	175	247	108	264	134	134	235	202	194	202	194	208	467	441	441	441	441	441	
	B	I O R	170	275	94	271	129	126	235	202	194	202	194	208	467	441	441	441	441	441	
	C	H R	199	352	119	348	162	186	381	272	250	250	250	250	250	250	250	250	250	250	
	D	A R	53	93	39	92	48	59	93	72	71	71	71	71	71	71	71	71	71	71	
	E	K A	598	921	360	935	473	563	962	730	703	703	703	703	703	703	703	703	703	703	703
GR CTY 2 -	A	R C	197	241	102	274	128	148	295	215	208	215	208	208	467	441	441	441	441	441	
	B	I O R	288	332	189	360	241	241	375	272	250	250	250	250	250	250	250	250	250	250	
	C	H R	187	236	104	277	121	136	281	201	196	201	196	201	196	201	196	201	196	201	
	D	A R	672	809	395	892	467	525	951	691	713	713	713	713	713	713	713	713	713	713	713
	E	K A	1411	2175	726	2279	966	1067	2515	1801	1554	1554	1554	1554	1554	1554	1554	1554	1554	1554	1554
GR CTY 3 -	A	R C	222	249	134	275	164	192	282	198	245	198	245	245	498	411	411	411	411	411	
	B	I O R	243	328	120	314	179	190	329	219	219	219	219	219	219	219	219	219	219	219	
	C	H R	183	248	83	327	123	123	354	223	223	223	223	223	223	223	223	223	223	223	
	D	A R	183	300	71	307	88	150	338	252	202	202	202	202	202	202	202	202	202	202	
	E	K A	1411	2175	726	2279	966	1067	2515	1801	1554	1554	1554	1554	1554	1554	1554	1554	1554	1554	1554
GR CTY 4 -	A	R C	177	209	96	218	137	153	231	173	196	173	196	403	538	526	285	676	676	676	
	B	I O R	182	306	108	287	168	162	333	237	224	237	224	538	526	285	676	676	676	676	
	C	H R	149	239	96	244	124	133	252	192	184	192	184	419	447	447	447	447	447	447	
	D	A R	172	222	97	264	132	161	234	217	217	217	217	217	217	217	217	217	217	217	
	E	K A	178	251	92	304	125	139	288	217	187	217	187	187	187	187	187	187	187	187	187
TOTAL VOTE			858	1227	1419	489	1249	686	748	1338	997	968	2216	2216	2216	2216	2216	2216	2216	2216	

OFFICIAL RESULTS - GENERAL ELECTION - NOVEMBER 3, 1998 - FRANKLIN COUNTY, OHIO

CANDIDATE	ATTORNEY GENERAL		AUDITOR OF STATE		TREASURER OF STATE		UNITED STATES SENATOR		REPRESENTATIVE TO CONGRESS (15TH DIST)		STATE SENATOR (03RD DIST)		STATE SENATOR (15TH DIST)		STATE REPRESENTATIVE (12ND DIST)		TOTAL VOTE
	(DEM)	(REP)	(REP)	(DEM)	(REP)	(DEM)	(DEM)	(REP)	(DEM)	(REP)	(REP)	(DEM)	(REP)	(DEM)	(DEM)		
GRANDV - A	231	452	444	191	391	237	266	417	198	173	12	19	715				715
H	159	306	319	125	254	183	201	277	147	166			496				496
C	211	289	264	197	235	230	249	263	168	138			530				530
D	200	309	303	178	265	220	250	261	157	153			531				531
E	185	265	232	188	188	232	237	223	157	153			480				480
	986	1621	1562	879	1333	1102	1203	1441					2752				2752
GRVPT - A	124	272	261	121	246	132	152	259	198	173			427				427
B	114	221	221	109	176	140	155	202	147	166			373				373
C	90	241	217	85	198	111	123	216	168	138			355				355
	328	734	682	315	620	383	430	677	513	477			1153				1153
HAMMIL - A	156	219	190	157	196	167	175	203	150	153	12	19	405				405
B	158	225	161	123	145	75	77	76	150	174			340				340
C	136	227	217	148	192	161	188	185	157	153			382				382
D	136	227	199	148	192	161	188	185	157	153			399				399
	486	843	767	483	728	550	592	753	598	609	12	19	1435				1435
HAR'RG	66	53	67	41	65	44	55	66					129				129
	66	53	67	41	65	44	55	66					129				129
HILL 1 - A	69	175	150	75	137	93	100	149					255				255
B	52	240	237	49	294	80	90	219					314				314
C	72	296	271	84	286	104	106	232					396				396
D	115	285	271	91	283	119	108	230					414				414
	319	996	955	299	850	396	387	950					1379				1379
HILL 2 - A	106	323	316	94	291	118	123	311					438				438
B	114	373	384	77	351	118	118	372					500				500
C	75	374	351	73	336	103	93	364					465				465
D	85	360	353	78	336	95	110	339					455				455
	380	1430	1404	322	1304	425	444	1386					1858				1858
HILL 3 - A	88	184	157	100	155	104	111	168					284				284
B	120	232	230	108	242	128	146	217					372				372
C	94	173	158	88	155	101	96	172					279				279
D	107	350	333	98	308	126	144	324					478				478
	409	939	878	394	830	459	437	881					1413				1413
HILL 4 - A	114	321	316	102	296	124	131	318					453				453
B	105	375	352	112	348	147	123	314					482				482
C	59	285	284	53	266	110	108	376					322				322
D	59	285	284	53	266	110	108	376					322				322
	384	1345	1285	358	1185	458	471	1300					1812				1812
JACK - A	183	250	252	137	239	163	178	258					470				470
B	159	212	239	90	235	103	141	237					397				397
C	148	259	271	86	263	105	128	266					437				437
D	230	302	365	114	361	129	163	358					563				563
	720	1023	1127	427	1098	500	610	1109					1847				1847

\* GENERAL ELECTION - NOVEMBER 3, 1998 - FRANKLIN COUNTY, OHIO \*

NAME	PARTY	ATTORNEY GENERAL		AUDITOR OF STATE		TREASURER OF STATE		UNITED STATES SENATOR		REPRESENTATIVE TO CONGRESS (15TH DIST)		STATE SENATOR (3RD DIST)		STATE SENATOR (15TH DIST)		STATE SENATOR (15TH DIST)		STATE REPRESENTATIVE (21ST DIST)		TOTAL VOTE
		(DEM)	(REP)	(REP)	(DEM)	(REP)	(DEM)	(DEM)	(REP)	(DEM)	(REP)	(DEM)	(REP)	(DEM)	(REP)	(DEM)	(DEM)			
JEFF - A		114	355	335	120	318	139	153	331	267	182	267	182	267	182	267	182	267	182	502
B		114	397	382	98	367	115	137	384	316	160	316	160	316	160	316	160	316	160	539
C		141	437	415	140	374	171	183	399	343	215	343	215	343	215	343	215	343	215	614
LOCK		22	47	42	20	40	26	33	40	29	34	29	34	29	34	29	34	29	34	77
MAD - A		100	292	274	95	258	115	126	272	235	137	235	137	235	137	235	137	235	137	412
B		144	350	331	101	302	140	154	312	263	173	263	173	263	173	263	173	263	173	412
C		144	350	331	101	302	140	154	312	263	173	263	173	263	173	263	173	263	173	412
D		144	350	331	101	302	140	154	312	263	173	263	173	263	173	263	173	263	173	412
E		144	350	331	101	302	140	154	312	263	173	263	173	263	173	263	173	263	173	412
F		144	350	331	101	302	140	154	312	263	173	263	173	263	173	263	173	263	173	412
G		144	350	331	101	302	140	154	312	263	173	263	173	263	173	263	173	263	173	412
H		144	350	331	101	302	140	154	312	263	173	263	173	263	173	263	173	263	173	412
MAR CL		83	194	201	62	171	100	93	194	1654	1372	1654	1372	1654	1372	1654	1372	1654	1372	3350
MIRF - A		175	131	116	176	106	191	196	119	229	207	229	207	229	207	229	207	229	207	324
B		91	136	127	94	109	113	124	108	96	132	96	132	96	132	96	132	96	132	243
MIN PK		266	267	243	270	215	304	320	227	192	339	192	339	192	339	192	339	192	339	567
NEW AL - A		71	292	275	62	247	93	96	263	230	112	230	112	230	112	230	112	230	112	377
B		60	266	250	61	247	70	83	250	231	81	231	81	231	81	231	81	231	81	341
C		87	328	304	98	291	114	106	322	268	140	268	140	268	140	268	140	268	140	438
NOR - A		115	387	380	92	351	124	134	387	729	333	729	333	729	333	729	333	729	333	1156
B		84	392	383	75	347	106	102	376	529	260	529	260	529	260	529	260	529	260	529
C		97	394	394	74	280	108	110	287	490	320	490	320	490	320	490	320	490	320	529
D		77	227	220	74	201	96	94	211	1753	1753	1753	1753	1753	1753	1753	1753	1753	1753	1753
OBERTZ - A		97	143	137	77	125	99	114	130	93	123	93	123	93	123	93	123	93	123	260
B		117	179	145	123	153	126	156	147	120	160	120	160	120	160	120	160	120	160	320
C		93	166	145	93	134	109	119	144	111	131	111	131	111	131	111	131	111	131	283
PERRY - A		307	488	431	293	412	334	389	421	324	414	324	414	324	414	324	414	324	414	863
B		120	438	437	103	385	149	139	438	354	172	354	172	354	172	354	172	354	172	586
C		115	388	369	106	335	134	142	352	288	117	288	117	288	117	288	117	288	117	512
D		106	332	333	86	315	104	105	341	642	289	642	289	642	289	642	289	642	289	454
		399	1292	1269	355	1151	460	453	1258	642	289	642	289	642	289	642	289	642	289	1753

\* OFFICIAL RESULTS \*  
 \* GENERAL ELECTION - NOVEMBER 3, 1998 - FRANKLIN COUNTY, OHIO - \*

CANDIDATE	ATTORNEY GENERAL		AUDITOR OF STATE		TREASURER OF STATE		UNITED STATES SENATOR		REPRESENTATIVE TO CONGRESS (15TH DIST)		STATE SENATOR (03RD DIST)		STATE SENATOR (15TH DIST)		STATE REPRESENTATIVE (21ST DIST)		TOTAL VOTE
	(DEM)	(REP)	(DEM)	(REP)	(DEM)	(REP)	(DEM)	(REP)	(DEM)	(REP)	(DEM)	(REP)	(DEM)	(REP)	(DEM)	(REP)	
PLAIN - A	74	177	180	60	165	72	95	169									275
B	74	207	189	79	179	94	109	175									297
C	67	271	246	67	242	74	82	257									355
PLEAS - A	215	655	614	206	586	240	286	601			516						927
B	136	207	230	88	217	107	136	222									374
C	151	263	296	96	270	112	141	278									448
D	174	241	253	112	266	115	163	252									433
E	196	319	352	121	309	161	190	320									540
F	115	265	265	85	268	89	119	124									398
PRAIR - A	108	130	123	102	131	95	119	124									260
B	880	1425	1519	604	1461	679	76	1457									2453
C	572	222	200	61	187	74	201	202									284
D	176	342	267	169	269	137	132	302									534
E	140	232	249	122	242	135	112	261									534
F	193	232	329	107	312	117	112	204									429
G	158	272	270	150	245	129	152	257									545
H	128	272	270	98	245	116	196	257									473
I	189	175	174	107	170	116	221	181									470
J	118	249	233	170	217	196	224	215									471
K	115	145	136	109	132	116	131	127									471
L	93	165	179	69	152	76	98	169									282
REYNS 1 - A	74	183	169	71	152	91	79	182									266
B	1562	2835	2764	1372	2593	1600	1781	2691									4707
C	136	336	320	132	292	169	171	319									515
D	131	419	398	137	362	188	155	385									594
E	65	142	140	61	112	80	122	129									219
F	114	300	272	120	249	158	173	304									430
REYNS 2 - A	608	1526	1453	596	1316	737	753	1419									494
B	90	287	275	90	243	121	123	262									252
C	115	194	193	100	168	120	127	186									401
D	74	181	166	80	161	87	100	162									325
E	110	267	254	102	240	126	137	246									396
F	102	226	202	105	194	105	130	204									345
REYNS 3 - A	104	250	235	107	217	133	137	229									379
B	595	1405	1325	584	1223	709	754	1289									2110
C	116	329	304	113	266	152	148	305									460
D	121	329	326	102	285	136	152	304									471
E	119	297	271	111	256	137	137	263									465
F	113	329	326	120	256	137	137	263									435
REYNS 4 - A	469	1286	1220	446	1086	576	613	1171									1831
B	91	176	162	95	159	101	122	154									280
C	91	150	143	84	131	102	106	142									281
D	104	265	253	103	242	135	142	233									385
E	91	273	256	88	101	58	135	235									285
F	51	108	106	48	96	58	61	100									165
TOTAL	428	973	920	418	851	497	566	864									1462

\* - GENERAL ELECTION - NOVEMBER 3, 1998 - FRANKLIN COUNTY, OHIO - \*

APPOINTEE GENERAL	ADDITIONAL STATE	TREASURER OF STATE	UNITED STATES SENATOR	REPRESENTATIVE TO CONGRESS (19TH DIST)	STATE SENATOR (15TH DIST)	STATE SENATOR (15TH DIST)	STATE REPRESENTATIVE (21ST DIST)	TOTAL VOTE
605	2004	2025	485	1877	641	691	1939	2715
103	347	359	78	327	104	107	341	461
84	244	255	62	230	83	91	338	404
82	306	302	70	293	94	94	293	404
113	414	335	88	310	122	125	414	521
92	414	395	76	322	149	168	332	521
131	360	360	111	322	149	168	332	521
UP ARL 4 - A	284	289	95	258	115	135	272	422
B	343	344	112	310	129	136	378	498
C	481	481	152	422	174	174	404	404
D	282	282	87	356	125	136	370	520
E	181	182	87	356	125	136	370	520
UP ARL 4 - B	1645	1629	489	1477	634	720	1542	2341
UP ARL 4 - C	1645	1629	489	1477	634	720	1542	2341
UP ARL 4 - D	1645	1629	489	1477	634	720	1542	2341
UP ARL 4 - E	1645	1629	489	1477	634	720	1542	2341
UP ARL 3 - A	120	384	400	358	117	117	391	524
B	104	251	124	218	124	129	235	381
C	141	333	112	340	143	150	335	498
D	145	387	114	392	153	171	377	560
E	97	258	241	227	109	128	232	368
UP ARL 2 - A	118	374	103	335	122	142	367	517
B	132	420	87	170	120	139	382	514
C	142	480	111	377	148	150	407	479
D	99	282	92	241	121	117	264	394
UP ARL 2 - B	1603	1605	423	1459	548	576	1566	2202
UP ARL 1 - A	153	321	126	288	161	188	295	495
B	130	324	113	278	148	160	308	482
C	86	267	70	239	97	95	263	373
D	94	234	102	204	102	96	235	342
E	138	380	116	342	143	137	380	540
F	96	292	72	288	96	104	315	430
TRURO - A	87	64	18	58	19	10	61	84
B	193	185	86	173	95	106	179	297
UP ARL 1 - A	101	257	104	231	114	125	240	376
UP ARL 1 - B	148	148	58	136	68	88	142	237
UP ARL 1 - C	148	148	58	136	68	88	142	237
UP ARL 1 - D	148	148	58	136	68	88	142	237
UP ARL 1 - E	148	148	58	136	68	88	142	237
UP ARL 1 - F	148	148	58	136	68	88	142	237
SHARON - A	129	279	122	247	149	157	257	426
B	141	273	122	235	169	174	254	432
UP ARL 1 - A	270	552	244	482	318	331	511	878
UP ARL 1 - B	270	552	244	482	318	331	511	878
UP ARL 1 - C	270	552	244	482	318	331	511	878
UP ARL 1 - D	270	552	244	482	318	331	511	878
UP ARL 1 - E	270	552	244	482	318	331	511	878
UP ARL 1 - F	270	552	244	482	318	331	511	878
RIVERL	65	160	58	136	68	88	142	237
UP ARL 1 - A	65	160	58	136	68	88	142	237
UP ARL 1 - B	65	160	58	136	68	88	142	237
UP ARL 1 - C	65	160	58	136	68	88	142	237
UP ARL 1 - D	65	160	58	136	68	88	142	237
UP ARL 1 - E	65	160	58	136	68	88	142	237
UP ARL 1 - F	65	160	58	136	68	88	142	237

