

- OFFICIAL RESULTS - GENERAL ELECTION - NOVEMBER 5, 2002 -
FRANKLIN COUNTY, OHIO


ABSTRACT OF VOTES CAST AT THE GENERAL ELECTION
HELD ON TUESDAY NOVEMBER 5, 2002 IN FRANKLIN COUNTY, OHIO

STATE OF OHIO


FRANKLIN COUNTY, SS:


WE DO HEREBY CERTIFY THE FOREGOING RESULTS AS THEY APPEAR BY THE OFFICIAL RETURNS OF THE PRECINCTS IN
FRANKLIN COUNTY, STATE OF OHIO, DULY RETURNED TO, FILED, OPENED, CANVASSED, AND NOW ON FILE IN THE OFFICE OF THE
FRANKLIN COUNTY BOARD OF ELECTIONS, CITY OF COLUMBUS, FRANKLIN COUNTY, STATE OF OHIO, OF THE GENERAL ELECTION
HELD ON TUESDAY, NOVEMBER 5, 2002.


WITNESS OUR OFFICIAL SIGNATURES MADE IN THE OFFICE OF THE FRANKLIN COUNTY BOARD OF ELECTIONS, CITY OF
COLUMBUS, FRANKLIN COUNTY, STATE OF OHIO, THIS 21ST DAY OF NOVEMBER 2002 A.D.


WILLIAM A. ANTHONY, JR., CHAIRMAN


KEITH MCNAMARA


CAROLYN C. PETREE


DENNIS L. WHITE


ATTEST: _____
GUY L. REECE, II, DIRECTOR

285685

Public Count:

**** OFFICES ****

GOVERNOR AND LT GOV		Pages: 1 - 38	Pages: 39 - 76
JOHN A. EASTMAN, Governor: (IND)	11,465	4.13%	18,497
TIMOTHY F. HAGAN, Governor: (DEM)	108,778	39.23%	50,119
BOB TAFT, Governor: (REP)	156,712	56.51%	
Write-In	354	0.13%	
ATTORNEY GENERAL		Pages: 1 - 38	Pages: 39 - 76
LEIGH HERINGTON (DEM)	98,721	36.44%	12,788
JIM PETRO (REP)	172,230	63.56%	19,940
AUDITOR OF STATE		Pages: 1 - 38	Pages: 39 - 76
BETTY MONTGOMERY (REP)	173,918	64.36%	16,998
HELEN KNIPE SMITH (DEM)	96,312	35.64%	13,964
SECRETARY OF STATE		Pages: 1 - 38	Pages: 77 - 114
J. KENNETH BLACKWELL (REP)	161,968	61.03%	1,124
BRYAN FLANNERY (DEM)	103,438	38.97%	23,883
TREASURER OF STATE		Pages: 1 - 38	Pages: 77 - 114
MARY O. BOYLE (DEM)	121,953	45.55%	24,370
JOSEPH T. DETERS (REP)	145,722	54.43%	
Write-In	57	0.02%	
REP TO CONGRESS (07th Dist)		Pages: 1 - 38	Pages: 77 - 114
KARA ANASTASIO (DEM)	7,625	40.78%	
FRANK A. DODEN (IND)	1,268	6.78%	
DAVE HOBSON (REP)	9,807	52.44%	
REP TO CONGRESS (12th Dist)		Pages: 39 - 76	Pages: 77 - 114
EDWARD S. BROWN (DEM)	64,705	35.61%	10,008
PAT TIBERI (REP)	116,982	64.39%	12,338
REP TO CONGRESS (15th Dist)		Pages: 39 - 76	Pages: 77 - 114
MARK P. BROWN (DEM)	54,286	33.41%	5,421
DEBORAH PRYCE (REP)	108,193	66.59%	20,043
STATE SENATOR (03rd Dist)		Pages: 39 - 76	Pages: 77 - 114
DAVID GOODMAN (REP)	56,989	57.82%	16,786
DEBRA A. PAYNE (DEM)	41,580	42.18%	3,583
STATE SENATOR (15th Dist)			
LORENA LACEY (REP)			18,497
RAY MILLER (DEM)			50,119
STATE REPRESENTATIVE (19th Dist)			
LARRY L. FLOWERS (REP)			21,819
MARY E. WHITE (DEM)			11,633
STATE REPRESENTATIVE (20th Dist)			
FRAN E. DENNIS (DEM)			12,788
JIM MCGREGOR (REP)			19,940
STATE REPRESENTATIVE (21st Dist)			
LINDA REIDELBACH (REP)			16,998
LORI M. TYACK (DEM)			13,964
STATE REPRESENTATIVE (22nd Dist)			
ALAN E. AMSTUTZ			1,124
JIM HUGHES (REP)			23,883
KENNETH B. SCHWEICKART (DEM)			11,592
STATE REPRESENTATIVE (23rd Dist)			
LARRY WOLPERT (REP)			24,370
STATE REPRESENTATIVE (24th Dist)			
PATRICK W. BYRNE (DEM)			13,259
GEOFFREY C. SMITH (REP)			20,012
STATE REPRESENTATIVE (25th Dist)			
DAVID A. DOBOS (REP)			10,008
DAN STEWART (DEM)			12,338
STATE REPRESENTATIVE (26th Dist)			
LIONEL JONES (REP)			5,421
LARRY PRICE (DEM)			20,043
STATE REPRESENTATIVE (27th Dist)			
JOYCE BEATTY (DEM)			16,786
STEPHEN A. REINHARDT (REP)			3,583
COUNTY COMMISSIONER			
MARYELLEN O'SHAUGHNESSY (DEM)			132,855

Official Abstract of Votes - General Election - November 5, 2002
Franklin County, Ohio

285685

Public Count:	138,171	50.98%	JENNIFER L. BRUNNER	109,713	51.81%
DEWEY R. STOKES (REP)			MICHAEL J. HOLBROOK	102,050	48.19%
COUNTY AUDITOR	Pages: 115 - 152		JUDGE CT OF COM PL(DR DIV) (FTC1-2-03)	Pages: 153 - 190	
WILLIAM G. MCCARTY (DEM)	97,990	36.68%	DANA SUZANNE PREISSE	172,045	100.00%
JOE TESTA (REP)	169,145	63.32%	JUDGE CT OF COM PL(DR DIV) (UTE1-4-05)	Pages: 153 - 190	
COUNTY TREASURER (UTE9-5-05)	Pages: 115 - 152		KIM A. BROWNE	121,733	57.80%
RICHARD CORDRAY (DEM)	134,528	50.61%	PATSY A. THOMAS	88,884	42.20%
WADE STEEN (REP)	131,296	49.39%	JUDGE CT OF COM PL(PR DIV) (FTC2-9-03)	Pages: 153 - 190	
JUSTICE OF SUPREME CT (FTC1-1-03)	Pages: 115 - 152		LAWRENCE A. BELSKIS	119,554	55.55%
TIM BLACK	110,900	43.15%	ADAM MILLER	95,667	44.45%
MAUREEN O'CONNOR	146,104	56.85%	OBETZ CHARTER COMMISSION	Pages: 191 - 192	
JUSTICE OF SUPREME CT (FTC1-2-03)	Pages: 115 - 152		FRED ALTEVOGT	238	4.35%
JANET R. BURNSIDE	108,469	42.48%	ROLAND P. CARMAN	287	5.24%
EVELYN L. STRATTON	146,847	57.52%	DONNA C. COLLIER	310	5.66%
JUDGE CT OF AP (10th Dist) (FTC2-9-03)	Pages: 115 - 152		GENEVA M. CRABTREE	360	6.57%
DEBORAH P. O'NEILL	110,419	46.09%	TRUDY EHRENBORG	282	5.15%
CHARLES R. PETREE	129,155	53.91%	MELVIN HANN	340	6.21%
JUDGE CT OF AP (10th Dist) (FTC7-1-03)	Pages: 115 - 152		RALPH E. HUBNER	279	5.09%
LISA L. SADLER	129,295	54.48%	ROY L. JACKSON	275	5.02%
GARY TYACK	108,013	45.52%	BOB JONES	330	6.03%
JUDGE CT OF AP (10th Dist) (UTE2-8-05)	Pages: 115 - 152		SUSAN ANN KING	280	5.11%
MARK S. FROEHLICH	97,312	44.85%	PAULA S. KIRK	314	5.73%
WILLIAM A. KLATT	119,665	55.15%	EDWARD W. MORGAN	285	5.20%
JUDGE CT OF COM PL (FTC1-1-03)	Pages: 115 - 152		KELLY R. MULLINS	308	5.62%
DANIEL T. HOGAN	154,319	72.27%	MARK RINEHART	307	5.61%
JOSEPH MAS	59,222	27.73%	SHERRY ROBISON	306	5.59%
JUDGE CT OF COM PL (FTC2-9-03)	Pages: 153 - 190		TRINA R. SMITH	254	4.64%
DAVID W. FAIS	179,395	100.00%	PAUL C. STIMPFL	363	6.63%
JUDGE CT OF COM PL (FTC7-1-03)	Pages: 153 - 190		ANNE WARNER	358	6.54%
JOHN P. JOHNSON, II	82,134	40.20%	STATE ISSUE (ISSUE #1)	Pages: 195 - 232	
RICHARD S. SHEWARD	122,165	59.80%	YES	109,631	41.43%
JUDGE CT OF COM PL (FTC7-2-03)	Pages: 153 - 190		NO	155,015	58.57%
			COLS CSD PROP BND ISS&TX LVY (ISSUE #3)	Pages: 195 - 232	
			FOR	57,296	54.32%

** QUESTIONS AND ISSUES **

Official Abstract of Votes - General Election - November 5, 2002
Franklin County, Ohio

285685

Public Count:

AGAINST	48,186	45.68%	UPPER ARL JT REC DIST PROP TX LVY (ISS#16)	Pages: 233 - 260
FOR	2,679	76.98%	FOR	6,365 37.86%
AGAINST	801	23.02%	AGAINST	10,447 62.14%
FOR	2,069	59.25%	COLS REF ON ORD#0754-02 (BY PET) (ISS#18)	Pages: 233 - 260
AGAINST	1,423	40.75%	FOR	58,297 38.31%
FOR	4,313	48.49%	AGAINST	93,856 61.69%
AGAINST	4,581	51.51%	BEXLEY PROP ORDINANCE (ISSUE #19)	Pages: 233 - 260
FOR	10,395	49.77%	YES	3,486 74.31%
AGAINST	10,489	50.23%	NO	1,205 25.69%
FOR	5,111	51.22%	BEXLEY PROP TAX LEVY (ISSUE #20)	Pages: 233 - 260
AGAINST	4,868	48.78%	FOR	2,624 52.61%
FOR	11,109	45.75%	AGAINST	2,364 47.39%
AGAINST	13,173	54.25%	LOCAL OPTION COLUMBUS 06-A (ISSUE #21A)	Pages: 261 - 262
FOR	13,176	50.73%	YES	158 50.00%
AGAINST	12,796	49.27%	NO	158 50.00%
FOR	13,124	50.48%	LOCAL OPTION COLUMBUS 06-A (ISSUE #22A)	Pages: 261 - 262
AGAINST	12,874	49.52%	YES	168 52.83%
FOR	1,215	33.22%	NO	150 47.17%
AGAINST	2,442	66.78%	LOCAL OPTION COLUMBUS 06-A (ISSUE #23A)	Pages: 261 - 262
FOR	1,822	47.29%	YES	175 55.73%
AGAINST	2,031	52.71%	NO	139 44.27%
FOR	13,176	50.73%	LOCAL OPTION COLUMBUS 06-A (ISSUE #24A)	Pages: 261 - 262
AGAINST	12,796	49.27%	YES	166 54.79%
FOR	13,124	50.48%	NO	137 45.21%
AGAINST	12,874	49.52%	LOCAL OPTION COLUMBUS 06-A (ISSUE #25A)	Pages: 261 - 262
FOR	1,215	33.22%	YES	157 48.76%
AGAINST	2,442	66.78%	NO	165 51.24%
FOR	1,822	47.29%	LOCAL OPTION COLUMBUS 06-A (ISSUE #26A)	Pages: 261 - 262
AGAINST	2,031	52.71%	YES	173 56.17%
FOR	1,822	47.29%	NO	135 43.83%
AGAINST	2,031	52.71%	LOCAL OPTION COLUMBUS 06-A (ISSUE #27A)	Pages: 261 - 262
FOR	1,822	47.29%	YES	173 54.75%
AGAINST	2,031	52.71%	NO	

Official Abstract of Votes - General Election - November 5, 2002
Franklin County, Ohio

285685

Public Count:	143	45.25%		
NO				
LOCAL OPTION COLUMBUS 06-A (ISSUE #28A)				
YES	171	53.44%	Pages: 261 - 262	
NO	149	46.56%		
LOCAL OPTION COLUMBUS 06-A (ISSUE #29A)				
YES	160	51.28%	Pages: 263 - 264	
NO	152	48.72%		
LOCAL OPTION COLUMBUS 06-A (ISSUE #30A)				
YES	173	54.23%	Pages: 263 - 264	
NO	146	45.77%		
LOCAL OPTION COLUMBUS 06-A (ISSUE #31A)				
YES	169	53.65%	Pages: 263 - 264	
NO	146	46.35%		
LOCAL OPTION COLUMBUS 12-A (ISSUE #32b)				
YES	85	47.49%	Pages: 263 - 264	
NO	94	52.51%		
LOCAL OPTION COLUMBUS 17-D (ISSUE #33A)				
YES	57	18.63%	Pages: 263 - 264	
NO	249	81.37%		
LOCAL OPTION COLUMBUS 17-D (ISSUE #33b)				
YES	55	18.15%	Pages: 263 - 264	
NO	248	81.85%		
LOCAL OPTION COLUMBUS 27-E (ISSUE #34A)				
YES	134	38.73%	Pages: 263 - 264	
NO	212	61.27%		
LOCAL OPTION COLUMBUS 27-E (ISSUE #34B)				
YES	131	38.42%	Pages: 263 - 264	
NO	210	61.58%		
LOCAL OPTION COLUMBUS 27-E (ISSUE #35A)				
YES	135	39.71%	Pages: 265 - 266	
NO	205	60.29%		
LOCAL OPTION COLUMBUS 27-E (ISSUE #35B)				
YES	120	35.71%	Pages: 265 - 266	
NO	216	64.29%		
LOCAL OPTION COLUMBUS 27-E (ISSUE #35C)				
YES	122	36.53%	Pages: 265 - 266	
NO	212	63.47%		
LOCAL OPTION COLUMBUS 27-E (ISSUE #35D)				
YES	138	41.07%	Pages: 265 - 266	
NO	198	58.93%		
LOCAL OPTION COLUMBUS 29-C (ISSUE #36b)				
YES	122	44.20%	Pages: 265 - 266	
NO	154	55.80%		
LOCAL OPTION COLUMBUS 44-H (ISSUE #37A)				
YES	232	56.59%	Pages: 265 - 266	
NO	178	43.41%		
LOCAL OPTION COLUMBUS 44-H (ISSUE #37b)				
YES	221	53.64%	Pages: 265 - 266	
NO	191	46.36%		
LOCAL OPTION COLUMBUS 45-C (ISSUE #38b)				
YES	182	45.16%	Pages: 265 - 266	
NO	221	54.84%		
LOCAL OPTION COLUMBUS 47-F (ISSUE #39A)				
YES	60	33.71%	Pages: 267 - 268	
NO	118	66.29%		
LOCAL OPTION COLUMBUS 47-F (ISSUE #39b)				
YES	50	27.32%	Pages: 267 - 268	
NO	133	72.68%		
LOCAL OPTION COLUMBUS 48-D (ISSUE #40A)				
YES	109	23.54%	Pages: 267 - 268	
NO	354	76.46%		
LOCAL OPTION COLUMBUS 48-D (ISSUE #40B)				
YES	92	20.13%	Pages: 267 - 268	

Official Abstract of Votes - General Election - November 5, 2002
Franklin County, Ohio

Public Count: 285685

NO	365	79.87%	
LOCAL OPTION COLUMBUS 48-D (ISSUE #41A)			
YES	103	22.34%	Pages: 267 - 268
NO	358	77.66%	
LOCAL OPTION COLUMBUS 48-D (ISSUE #41B)			
YES	93	20.71%	Pages: 267 - 268
NO	356	79.29%	
LOCAL OPTION COLUMBUS 48-D (ISSUE #41C)			
YES	96	21.24%	Pages: 267 - 268
NO	356	78.76%	
LOCAL OPTION COLUMBUS 48-D (ISSUE #41D)			
YES	102	22.52%	Pages: 267 - 268
NO	351	77.48%	
LOCAL OPTION COLUMBUS 48-F (ISSUE #42A)			
YES	110	31.16%	Pages: 269 - 270
NO	243	68.84%	
LOCAL OPTION COLUMBUS 48-F (ISSUE #42B)			
YES	92	26.44%	Pages: 269 - 270
NO	256	73.56%	
LOCAL OPTION COLUMBUS 48-F (ISSUE #43A)			
YES	110	31.25%	Pages: 269 - 270
NO	242	68.75%	
LOCAL OPTION COLUMBUS 48-F (ISSUE #43B)			
YES	100	29.41%	Pages: 269 - 270
NO	240	70.59%	
LOCAL OPTION COLUMBUS 48-F (ISSUE #43C)			
YES	94	27.41%	Pages: 269 - 270
NO	249	72.59%	
LOCAL OPTION COLUMBUS 48-F (ISSUE #43D)			
YES	103	30.56%	Pages: 269 - 270
NO	234	69.44%	
LOCAL OPTION COLUMBUS 58-G (ISSUE #44b)			
YES	141	41.35%	Pages: 269 - 270
NO	200	58.65%	
LOCAL OPTION COLUMBUS 58-G (ISSUE #45b)			
YES	159	44.79%	Pages: 269 - 270
NO	196	55.21%	
LOCAL OPTION DUBLIN 2-G (ISSUE #46b)			
YES	155	52.54%	Pages: 271 - 274
NO	140	47.46%	
HILLIARD PROP CHAR AMEND (BY PET) (ISS#47)			
YES	3,390	42.65%	Pages: 271 - 274
NO	4,559	57.35%	
LOCAL OPTION UPPER ARL 2-B (ISSUE #48B)			
YES	126	51.85%	Pages: 271 - 274
NO	117	48.15%	
LOCAL OPTION UPPER ARL 2-B (ISSUE #49a)			
YES	132	53.66%	Pages: 271 - 274
NO	114	46.34%	
WESTERVILLE PROP TAX LEVY (ISSUE #50)			
FOR	7,180	55.50%	Pages: 271 - 274
AGAINST	5,756	44.50%	
LOCAL OPTION WESTERV' 3-E (ISSUE #51A)			
YES	97	44.70%	Pages: 271 - 274
NO	120	55.30%	
LOCAL OPTION WORTH 2-B (ISSUE #52b)			
YES	298	73.95%	Pages: 271 - 274
NO	105	26.05%	
MINERVA PARK PROP TX LVY (REP) (ISS#54)			
FOR	430	74.52%	Pages: 271 - 274
AGAINST	147	25.48%	
OBETZ PROP CHARTER COMMISSION (ISSUE #55)			
YES	414	56.17%	Pages: 275 - 277

Official Abstract of Votes - General Election - November 5, 2002
Franklin County, Ohio

Public Count: 285685

NO	323	43.83%	MADISON-PLAINS LSD PROP TAX LEVY	Pages: 278 - 280
FOR	1,422	63.91%	FOR	44
AGAINST	803	36.09%	AGAINST	40
CLINTON TWP PROP TAX LEVY (REN) (ISS#58)	Pages: 275 - 277		PICKERINGTON LSD PROP BND ISS AND TX LVY	Pages: 278 - 280
FOR	529	67.56%	FOR	33
AGAINST	254	32.44%	AGAINST	42
MADISON TWP RD DIST PROP TX LVY (ISS#59)	Pages: 275 - 277		PICKERINGTON PROP ORD (BY PET) (RES DENS)	Pages: 278 - 280
FOR	1,430	42.05%	YES	17
AGAINST	1,971	57.95%	NO	3
MADISON TWP PROP TX LVY (POLICE) (ISS#60)	Pages: 275 - 277		PICKERINGTON PROP ORD (BY PET) (TX ABATE)	Pages: 278 - 280
FOR	2,669	41.13%	YES	13
AGAINST	3,820	58.87%	NO	7
MADISON TWP PROP TX LVY (REP)(FIRE) (ISS#61)	Pages: 275 - 277		PICKERINGTON PROP CHARTER AMENDMENTS	Pages: 278 - 280
FOR	3,427	52.59%	YES	16
AGAINST	3,089	47.41%	NO	4
LOCAL OPTION MADISON-D (ISSUE #62A)	Pages: 275 - 277		** TOTALS AVAIL. - MOST POP. COUNTY **	
YES	206	42.74%	REP TO CONGRESS (12th Dist)	Pages: 39 - 76
NO	276	57.26%	EDWARD S. BROWN (DEM)	64,705
			PAT. TIBERI (REP)	116,982
MIFFLIN TWP RD DIST PROP TX LVY (ISS#63)	Pages: 275 - 277		WESTERVILLE CSD PROP TX LVY (REP) (ISS#10)	Pages: 233 - 260
FOR	183	38.94%	FOR	13,176
AGAINST	287	61.06%	AGAINST	12,796
NORWICH TWP POL DIST PROP TX LVY (ISS#64)	Pages: 278 - 280		WESTERVILLE PUB LIBR PROP TX LVY (ISS#11)	Pages: 233 - 260
FOR	912	53.96%	FOR	13,124
AGAINST	778	46.04%	AGAINST	12,874
SHARON TWP POL DIST PROP TX LVY (ISS#65)	Pages: 278 - 280		WESTERVILLE PROP TAX LEVY (ISSUE #50)	Pages: 271 - 274
FOR	524	62.38%	FOR	7,180
AGAINST	316	37.62%		100.00%
TRURO TWP PROP TAX LEVY (ISSUE #66)	Pages: 278 - 280		COLS REF ON ORD#0754-02 (BY PET) (ISS#18)	Pages: 233 - 260
FOR	4,366	58.75%	FOR	58,297
AGAINST	3,066	41.25%	AGAINST	100.00%
			WESTERVILLE PROP TAX LEVY (ISSUE #50)	Pages: 271 - 274
			AGAINST	5,756
				100.00%

Official Abstract of Votes - General Election - November 5, 2002
Franklin County, Ohio

Public Count: 285685

AGAINST 10,489 50.23%

** WRITE-IN TOTALS **

COLS REF ON ORD#0754-02 (BY PET) (ISS#18) Pages: 233 - 260
AGAINST 93,856 100.00%

REYNOLDSBURG CSD PROP BND ISS (ISSUE#8) Pages: 195 - 232
FOR 5,111 51.22%
AGAINST 4,868 48.78%

CANAL WINCH JT REC DIST PROP TX LVY (ISS#14) Pages: 233 - 260
FOR 1,215 33.22%
AGAINST 2,442 66.78%

COLS REF ON ORD#0754-02 (BY PET) (ISS#18) Pages: 233 - 260
FOR 58,297 38.31%
AGAINST 93,856 61.69%

REP TO CONGRESS (12th Dist) Pages: 39 - 76
EDWARD S. BROWN (DEM) 64,705 35.61%
PAT TIBERI (REP) 116,982 64.39%

REYNOLDSBURG CSD PROP BND ISS (ISSUE#8) Pages: 195 - 232
FOR 5,111 51.22%
AGAINST 4,868 48.78%

NEW ALBANY PL LOC JT PK DIST BOND (ISS#15) Pages: 233 - 260
FOR 1,822 47.29%
AGAINST 2,031 52.71%

REP TO CONGRESS (15th Dist) Pages: 39 - 76
MARK P. BROWN (DEM) 54,286 33.41%
DEBORAH PRYCE (REP) 108,193 66.59%

SOUTHWEST PUB LIBR PROP TX LVY (ISS#9) Pages: 195 - 232
FOR 11,109 45.75%
AGAINST 13,173 54.25%

REP TO CONGRESS (15th Dist) Pages: 39 - 76
MARK P. BROWN (DEM) 54,286 33.41%
DEBORAH PRYCE (REP) 108,193 66.59%

HILLIARD CSD PROP BND ISSUE (ISSUE#7) Pages: 195 - 232
FOR 10,395 49.77%

TREASURER OF STATE Pages: 1 - 38
ROBERT ANTHONY MARTIN 1 100.00%

GOVERNOR AND LT GOV Pages: 1 - 38
EVA BRAIMAN/ MICHAEL FITZSIMMONS 3 6.38%
JAMES G. WHITMAN/ THOMAS K. CLARK 44 93.62%

Official Abstract of Votes - General Election - November 5, 2002
Franklin County, Ohio
Offices

GOVERNOR AND LT GOV ATTORNEY GENERAL AUDITOR OF STATE SECRETARY OF STATE TREASURER OF STATE REP TO CONGRESS (07th Dist)

Precinct	Vote For 1		Vote For 1		Vote For 1		Vote For 1		Vote For 1		Precinct Public Count	
	(IND)	(DEM)	(REP)	(DEM)	(REP)	(DEM)	(REP)	(DEM)	(REP)			
COLS 01	17	176	132	164	156	166	153	137	177	199	116	336
-A												
-B	14	140	100	119	130	130	118	106	134	148	98	261
-C	25	180	183	178	216	220	164	190	191	208	173	403
COLS 02	56	496	415	461	502	516	435	433	502	555	387	1000
-A	13	126	65	116	82	81	118	72	127	140	61	211
-B	18	198	126	171	164	168	165	146	189	197	130	350
-C	23	239	143	203	194	210	186	168	227	229	165	415
-D	14	161	150	134	191	193	123	175	136	166	153	338
-E	20	199	155	186	181	196	170	168	194	219	144	380
-F	11	170	117	152	142	142	152	144	149	177	113	305
COLS 03	99	1093	756	962	954	980	914	873	1022	1128	766	1999
-A	9	170	62	176	53	67	161	68	163	183	48	248
-B	10	208	74	202	80	95	192	96	183	215	64	300
-C	20	250	95	235	110	121	230	118	233	278	77	373
-D	11	139	109	145	115	119	140	113	143	171	88	275
COLS 04	50	767	340	758	358	402	723	395	722	847	277	1196
-A	7	190	55	190	49	54	187	68	174	193	43	263
-B	9	196	61	198	57	64	191	84	174	219	39	274
-C	3	119	19	114	21	27	105	34	101	122	14	144
-D	2	237	57	234	43	49	230	70	203	246	32	302
COLS 05	21	742	192	736	170	194	713	256	652	780	128	983
-A	6	209	58	214	44	55	198	82	166	219	41	284
-B	10	244	53	248	48	56	241	83	219	277	24	325
-C	6	280	41	263	50	62	255	81	235	287	28	336
-D	7	184	45	173	37	42	178	68	158	196	25	246
	29	917	197	898	179	215	872	314	778	979	118	1191

Official Abstract of Votes - General Election - November 5, 2002
Franklin County, Ohio
Offices

GOVERNOR AND LT GOV ATTORNEY GENERAL AUDITOR OF STATE SECRETARY OF STATE TREASURER OF STATE REP TO CONGRESS (07th Dist)

	Vote For 1		Vote For 1		Vote For 1		Vote For 1		Vote For 1		Precinct Public Count			
	(IND)	(DEM)	(REP)	(DEM)	(REP)	(DEM)	(REP)	(DEM)	(REP)					
-A	6	214	75	0	215	69	79	199	80	195	237	56	0	328
-B	2	359	90	0	299	89	99	319	157	267	355	48	0	465
-C	10	259	60	0	263	54	66	247	91	222	286	38	0	341
-D	4	221	69	0	219	57	74	210	101	177	243	40	0	303
-E	3	252	43	1	226	53	54	219	92	185	242	42	0	315
-F	8	251	68	0	238	57	74	218	118	185	257	40	0	332
	33	1556	405	1	1460	379	446	1412	649	1231	1620	264	0	2084
-A	4	143	35	0	146	33	42	135	50	121	153	21	0	195
-B	13	230	77	0	211	68	88	208	110	189	244	39	0	344
-C	11	147	45	0	167	25	31	158	49	139	175	23	0	211
-D	12	199	39	0	195	36	58	187	66	177	217	16	1	255
-E	5	290	48	0	282	55	55	275	59	267	302	35	0	362
	45	1009	244	0	1001	217	274	963	334	893	1091	134	1	1367
-A	15	141	51	0	137	63	60	137	61	139	157	41	0	209
-B	11	211	169	2	173	191	202	169	188	173	205	170	0	406
-C	8	136	115	0	113	139	138	112	126	121	134	107	0	263
-D	18	172	152	0	162	173	175	155	162	168	184	145	0	348
	52	660	487	2	585	566	575	573	537	601	680	463	0	1226
-A	15	140	123	0	122	142	142	124	116	147	154	104	0	290
-B	11	97	77	0	85	90	93	86	81	96	107	73	0	193
	26	237	200	0	207	232	235	210	197	243	261	177	0	483

