


ABSTRACT OF VOTES CAST AT THE GENERAL ELECTION HELD ON TUESDAY, NOVEMBER 3RD, 1987, IN FRANKLIN COUNTY, OHIO


STATE OF OHIO

FRANKLIN COUNTY, SS:


WE DO HEREBY CERTIFY THE FOREGOING RESULTS AS THEY APPEAR BY THE OFFICIAL RETURNS OF THE PRECINCTS IN FRANKLIN COUNTY, STATE OF OHIO, DULY RETURNED TO, FILED, OPENED, CANVASSED, AND NOW ON FILE IN THE OFFICE OF THE FRANKLIN COUNTY BOARD OF ELECTIONS, CITY OF COLUMBUS, FRANKLIN COUNTY, STATE OF OHIO, OF THE GENERAL ELECTION HELD ON TUESDAY, NOVEMBER 3RD, 1987.

WITNESS OUR OFFICIAL SIGNATURES MADE IN THE OFFICE OF THE FRANKLIN COUNTY BOARD OF ELECTIONS, CITY OF COLUMBUS, FRANKLIN COUNTY, STATE OF OHIO, THIS 17<sup>TH</sup> DAY OF NOVEMBER, 1987 A. D.


  
TERRY L. CASEY, CHAIRMAN

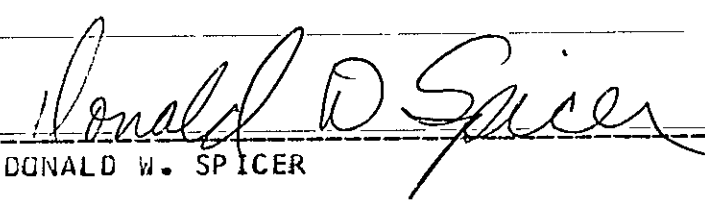
  
FLORENCE P. WILBURN

  
MARION G. LIVINGSTON



ATTEST:

  
FREDERICK M. ROMIRE, DIRECTOR

  
DONALD W. SPICER

FC 11.171 F VED BY THE STATE TO REGISTER COME U.S.A.







FULL TEXTS OF QUESTIONS IN FOLLOWING REPORT

-1-  
**PROPOSED CONSTITUTIONAL AMENDMENT TO AMEND SECTION 6 OF ARTICLE XV OF THE CONSTITUTION OF THE STATE OF OHIO.**  
 THE PROPOSED AMENDMENT WOULD REQUIRE THAT THE ENTIRE NET PROCEEDS OF THE STATE LOTTERIES BE USED SOLELY FOR THE SUPPORT OF ELEMENTARY, SECONDARY, VOCATIONAL, AND SPECIAL EDUCATION PROGRAMS AS DETERMINED BY THE OHIO GENERAL ASSEMBLY, AND WOULD ESTABLISH A SEPARATE FUND FOR THESE NET PROCEEDS.  
 IF ADOPTED, THIS AMENDMENT SHALL TAKE EFFECT ON JANUARY 1, 1988.  
 (PROPOSED BY RESOLUTION OF THE GENERAL ASSEMBLY OF OHIO)  
 SHALL THE PROPOSED AMENDMENT BE ADOPTED?

-3-  
**PROPOSED CONSTITUTIONAL AMENDMENT TO ADOPT A NEW SECTION 7 AND AMEND SECTIONS 6 AND 13 OF ARTICLE IV OF THE CONSTITUTION OF THE STATE OF OHIO.**  
 PRESENT OHIO LAW PROVIDES FOR THE DIRECT ELECTION OF THE JUSTICES OF THE SUPREME COURT AND JUDGES OF THE COURTS OF APPEALS.  
 THIS PROPOSED AMENDMENT WOULD:  
 1. CHANGE THE WAY OHIO SELECTS ITS SUPREME COURT AND APPEALS COURT JUDGES BY ABOLISHING THE DIRECT ELECTION METHOD.  
 2. CREATE JUDICIAL NOMINATION COMMISSIONS THAT WOULD NOMINATE THREE PERSONS FOR EACH VACANCY ON THE OHIO SUPREME COURT OR COURTS OF APPEALS. THE COMMISSIONS WOULD BE MADE UP HALF OF LAWYERS AND HALF OF NON-LAWYERS. OF THESE, NO MORE THAN HALF COULD HAVE THE SAME POLITICAL AFFILIATION. A JUDICIAL NOMINATION COMMISSION SHALL NOMINATE THE PERSONS WHO IN THE JUDGMENT OF THE COMMISSION HAVE THE HIGHEST PERSONAL AND PROFESSIONAL QUALIFICATIONS AMONG THOSE AVAILABLE. THE GOVERNOR MUST APPOINT ONE OF THE THREE NOMINEES.  
 (PROPOSED BY INITIATIVE PETITION)  
 SHALL THE PROPOSED AMENDMENT BE ADOPTED?

-4-  
**PROPOSED SALES AND USE TAX FRANKLIN COUNTY CONVENTION FACILITIES AUTHORITY**  
 A COUNTY WIDE RESOLUTION WAS PASSED ON AUGUST 20, 1987, PURSUANT TO REVISED CODE SECTIONS 5739.026 AND 5741.023, PROPOSING A TAX AT THE RATE OF ONE-FOURTH OF ONE PERCENT (1/4%) UPON EACH RETAIL SALE EXCEPT MOTOR VEHICLES, AND ON THE STORAGE, USE OR OTHER CONSUMPTION OF MOTOR VEHICLES AND TANGIBLE PERSONAL PROPERTY IN FRANKLIN COUNTY FOR THE PURPOSE OF PROVIDING ADDITIONAL REVENUE FOR BONDS AND NOTES ISSUED BY THE FRANKLIN COUNTY CONVENTION FACILITIES AUTHORITY. THIS TAX IS FOR A PERIOD OF EIGHT (8) YEARS.  
 SHALL THE RESOLUTION PROPOSING A ONE-FOURTH OF ONE PERCENT (1/4%) SALES AND USE TAX BE APPROVED?

-2-  
**PROPOSED CONSTITUTIONAL AMENDMENT TO ADOPT SECTION 2K OF ARTICLE VIII OF THE CONSTITUTION OF THE STATE OF OHIO.**  
 THIS PROPOSED AMENDMENT WOULD:  
 1. PERMIT THE STATE TO FINANCE OR ASSIST LOCAL GOVERNMENTS IN FINANCING THE CONSTRUCTION OF IMPROVEMENT OF ROADS AND BRIDGES, WASTE WATER TREATMENT SYSTEMS, WATER SUPPLY SYSTEMS, SOLID WASTE DISPOSAL FACILITIES, AND STORM WATER AND SANITARY COLLECTION, STORAGE, AND TREATMENT FACILITIES THROUGH THE ISSUANCE OF BONDS AND OTHER OBLIGATIONS.  
 2. LIMIT THE TOTAL PRINCIPAL AMOUNT OF BONDS AND OTHER OBLIGATIONS ISSUED TO 1.2 BILLION DOLLARS. IT WOULD LIMIT THE AMOUNT OF BONDS OR OTHER OBLIGATIONS ISSUED IN ANY YEAR TO 120 MILLION DOLLARS. THESE WOULD BE GENERAL OBLIGATION BONDS BACKED BY THE FULL FAITH AND CREDIT OF THE STATE OF OHIO.  
 3. REQUIRE THE USE OF OHIO PRODUCTS, SERVICES, AND LABOR TO THE EXTENT POSSIBLE.  
 IF ADOPTED, THIS AMENDMENT SHALL TAKE IMMEDIATE EFFECT.  
 (PROPOSED BY RESOLUTION OF THE GENERAL ASSEMBLY OF OHIO)  
 SHALL THE PROPOSED AMENDMENT BE ADOPTED?

3. REQUIRE PERSONS APPOINTED AS JUDGES TO RUN WITHOUT AN OPPONENT IN A GENERAL ELECTION FOR RETENTION IN OFFICE IN TWO TO FOUR YEARS. A 55 PERCENT "YES" VOTE WOULD BE REQUIRED FOR RETENTION FOR A FULL SIX-YEAR TERM; LESS THAN 55 PERCENT WOULD CREATE A VACANCY IN THE OFFICE.  
 4. ALLOW JUDGES WHO ARE PRESENTLY SERVING EITHER BY ELECTION OR APPOINTMENT TO RUN IN THE GENERAL ELECTION WHEN THEIR CURRENT TERM EXPIRES.  
 5. ALLOW A MAJORITY VOTE OF THE ELECTORS OF ANY COURT DISTRICT TO APPLY THIS PROCEDURE TO THEIR TRIAL COURTS.  
 6. REQUIRE THE GENERAL ASSEMBLY TO ENACT LAWS TO IMPLEMENT THIS AMENDMENT NO LATER THAN 180 DAYS AFTER ITS EFFECTIVE DATE.

-5-  
**PROPOSED TAX LEVY FRANKLIN COUNTY**  
 AN ADDITIONAL TAX FOR THE BENEFIT OF FRANKLIN COUNTY FOR THE PURPOSE OF PROVIDING FOR COMMUNITY MENTAL RETARDATION AND DEVELOPMENTAL DISABILITIES PROGRAMS AND SERVICES AT A RATE NOT EXCEEDING ONE AND EIGHT-TENTHS (1.8) MILLS FOR EACH ONE DOLLAR OF VALUATION, WHICH AMOUNTS TO EIGHTEEN CENTS (\$.18) FOR EACH ONE HUNDRED DOLLARS OF VALUATION, FOR A PERIOD OF FIVE YEARS.

STATE QUESTION		FRANKLIN COUNTY				TOTAL VOTE
		PROPOSED SALES AND USE TAX		PROPOSED TAX LEVY		
		CONVENTION FACILITY		MENTAL RETARDATION		
		YES	NO	FOR	AGAINST	
COLUMBUS WARD 01	A	60	26	61	27	98
	B	135	34	105	60	189
	C	64	20	55	35	104
	D	76	21	65	30	109
	E	119	37	110	55	165
	F	51	18	63	31	106
	G	71	21	66	24	105
	H	83	22	76	29	110
	I	66	29	60	39	117
		725	228	661	330	1103
WARD 02	A	86	28	78	41	147
	B	95	49	98	47	153
	C	96	45	83	60	166
	D	159	40	150	38	211
	E	146	35	141	34	194
	F	101	18	102	13	127
	G	156	37	148	38	204
	H	79	22	75	20	105
	I	39	13	66	29	105
	J	131	21	117	28	166
	K	88	35	99	27	127
	L	108	27	101	34	145
	M	95	30	92	31	133
		1379	400	1350	440	1983
WARD 03	A	71	29	76	23	127
	B	122	34	108	45	176
	C	90	47	99	50	171
	D	80	24	86	20	140
	E	143	57	136	75	236
	F	70	22	56	38	109
	G	121	45	111	52	194
	H	107	28	98	34	153
	I	94	29	92	35	145
	J	111	31	94	41	151
		1009	346	956	413	1602
WARD 04	A	49	23	60	15	115
	B	49	16	54	21	91
	C	70	20	61	24	117
	D	72	26	74	28	136
	E	89	25	104	24	168
	F	46	17	49	19	104
	G	45	15	48	11	85
	H	65	20	63	22	129
	I	38	10	50	15	84
	J	93	37	101	41	178
		616	209	664	220	1207

STATE QUESTION FRANKLIN COUNTY

COLUMBUS WARD	A	B	C	D	E	F	G	H	I	J	PROPOSED SALES AND USE TAX		PROPOSED TAX LEVY		TOTAL VOTE
											CONVENTION FACILITY		MENTAL RETARDATION		
											YES	NO	FOR	AGAINST	
05	73	24	78	28	37	81	70	47	88	23	154			154	
	112	27	104	36	49	98	83	74	118	31	208			208	
	84	39	94	38	40	99	81	63	91	32	173			173	
	63	24	78	21	31	66	60	48	63	27	136			136	
	79	8	93	14	36	70	64	50	88	20	143			143	
	79	30	109	30	34	105	93	50	83	26	189			189	
	83	27	83	27	42	72	65	60	91	25	154			154	
	70	17	65	27	39	54	61	40	67	23	128			128	
	90	30	85	37	33	87	67	65	86	33	162			162	
	61	17	65	24	27	62	51	49	72	17	121			121	
	794	243	854	282	368	794	695	546	847	257	1568			1568	
06	91	30	118	32	55	109	93	76	121	32	197			197	
	83	35	89	39	42	87	76	69	83	39	169			169	
	53	18	60	22	30	51	48	39	60	18	124			124	
	75	15	77	19	33	61	63	42	78	14	123			123	
	96	29	107	24	55	77	75	64	98	22	159			159	
	27	11	27	21	13	38	31	20	35	18	69			69	
	48	9	106	25	18	54	84	61	117	21	183			183	
	95	34	111	44	49	96	91	73	111	34	206			206	
	80	41	89	53	40	105	86	74	109	36	205			205	
	108	41	100	48	48	116	102	77	112	40	215			215	
	113	30	105	41	48	100	85	65	113	35	193			193	
	79	22	81	22	54	57	60	56	87	28	141			141	
	102	29	96	36	36	105	87	59	103	31	171			171	
	78	36	82	35	27	97	66	67	91	31	163			163	
	126	40	130	40	46	134	110	87	130	39	229			229	
	1254	420	1378	501	594	1287	1157	929	1448	438	2547			2547	
07	42	11	57	7	28	40	50	24	59	8	116			116	
	99	32	97	32	39	103	95	57	114	26	183			183	
	72	13	83	22	42	63	68	38	71	24	174			174	
	39	11	45	10	17	39	39	24	49	8	92			92	
	43	17	46	22	18	49	44	30	48	11	95			95	
	62	27	73	30	36	67	67	55	81	24	178			178	
	56	13	66	14	41	40	51	34	54	14	145			145	
	42	27	61	23	31	50	55	35	56	14	128			128	
	56	16	62	14	21	57	57	31	54	14	105			105	
	57	20	63	29	21	74	67	34	48	33	136			136	
	62	41	83	27	34	71	65	48	75	18	157			157	
	57	37	61	40	27	75	73	58	93	26	199			199	
	62	20	70	24	21	79	69	38	78	20	141			141	
	74	11	80	11	39	63	76	31	85	15	138			138	
	21	13	35	15	20	31	39	15	44	7	78			78	
	844	309	982	320	435	901	915	552	1009	262	2065			2065	
08	26	4	26	2	18	12	22	9	24	5	38			38	
	125	27	140	26	60	114	91	79	126	27	208			208	
	80	23	81	18	45	57	72	31	75	24	106			106	
	159	31	154	31	64	125	127	68	140	44	196			196	
	88	25	88	17	43	67	74	40	83	27	116			116	
	23	7	25	6	9	23	16	16	26	5	32			32	
	95	26	92	24	40	82	57	66	91	29	131			131	
	115	23	111	28	52	94	75	70	99	33	175			175	
	23	6	27	10	9	24	27	14	22	3	49			49	
	130	44	127	42	71	107	107	79	123	54	206			206	
	864	216	871	204	411	705	668	472	809	251	1257			1257	

STATE QUESTION FRANKLIN COUNTY

COLUMBUS WARD	A	B	C	D	E	F	G	H	I	J	PROPOSED SALES AND USE TAX		PROPOSED TAX LEVY		TOTAL VOTE
											CONVENTION FACILITY		MENTAL RETARDATION		
											YES	NO	FOR	AGAINST	
09	50	26	43	34	20	59	19	60	42	34	86			86	
	49	31	47	30	16	68	28	51	43	35	88			88	
	55	12	48	20	25	47	30	42	47	17	84			84	
	69	28	69	28	29	76	51	53	59	39	122			122	
	53	29	51	32	18	68	28	60	46	36	96			96	
	65	32	68	37	31	75	47	63	59	38	129			129	
	54	27	40	42	21	63	23	60	41	36	90			90	
	45	17	41	20	22	42	30	37	35	26	71			71	
	440	202	407	243	182	498	256	426	372	261	766			766	
10	183	38	146	63	77	138	63	158	123	88	225			225	
	184	37	187	32	89	137	157	72	166	52	233			233	
	97	38	93	46	42	103	91	76	97	35	200			200	
	67	23	60	29	28	65	48	50	57	33	128			128	
	51	27	48	32	24	58	38	48	41	37	89			89	
	88	24	77	33	49	66	57	66	75	40	138			138	
	213	40	183	52	82	166	130	131	153	99	263			263	
	95	18	81	33	46	73	58	66	86	35	129			129	
	126	10	112	19	43	92	81	56	77	55	139			139	
	148	26	143	24	65	103	100	76	106	64	181			181	
	162	29	149	33	62	126	106	88	121	65	199			199	
	190	49	189	38	82	151	128	113	140	89	244			244	
	273	42	252	48	103	207	209	109	223	85	323			323	
	114	18	100	23	33	98	74	61	92	41	138			138	
	117	20	109	20	45	92	75	66	100	40	148			148	
	110	14	98	16	38	84	65	60	84	39	127			127	
	2218	453	2027	541	908	1759	1480	1296	1741	891	2904			2904	
11	106	36	94	45	47	91	52	92	85	57	147			147	
	66	17	60	23	33	55	43	43	60	24	101			101	
	63	10	63	24	19	75	33	63	46	41	102			102	
	77	37	69	38	28	86	46	73	47	63	122			122	
	118	53	115	46	42	120	49	122	91	71	180			180	
	125	35	109	50	45	116	43	120	78	73	168			168	
	99	50	100	50	40	125	46	117	72	80	185			185	
	113	41	113	41	42	114	48	109	83	71	167			167	
	116	34	92	55	36	119	44	116	77	77	169			169	
	104	37	100	45	27	117	57	90	78	65	157			157	
	140	60	129	70	54	153	74	130	91	108	218			218	
	105	43	98	47	33	118	48	100	76	67	159			159	
	137	42	124	52	44	143	52	134	96	84	193			193	
	1369	495	1266	586	490	1432	635	1309							

STATE QUESTION FRANKLIN COUNTY

	* ** * * ***		**** ** * ****		**** * ** ****		PROPOSED SALES AND USE TAX		PROPOSED TAX LEVY		TOTAL VOTE
							-4- CONVENTION FACILITY		-5- MENTAL RETARDATION		**** **
	YES	NO	YES	NO	YES	NO	YES	NO	FOR	AGAINST	*
COLUMBUS WARD 13											
A	63	11	68	12	40	49	54	43	59	15	135
B	50	18	60	18	26	50	45	32	38	24	119
C	73	15	81	20	47	57	72	35	83	17	164
D	50	13	57	18	18	57	55	29	48	19	111
E	62	19	88	15	33	70	65	35	65	18	145
F	65	33	73	40	28	88	84	46	76	33	179
G	79	18	72	24	44	53	60	41	88	18	148
H	56	14	61	17	24	46	45	38	60	14	114
I	54	16	61	19	28	48	64	31	60	11	119
J	41	15	51	16	16	52	48	27	35	15	109
K	23	3	21	5	10	18	17	16	17	11	37
	616	175	693	204	314	588	609	373	629	195	1380
WARD 14											
A	93	13	83	15	34	72	62	50	87	19	114
B	110	18	109	16	41	89	65	31	110	17	139
C	93	20	80	25	32	82	66	53	85	30	125
D	123	30	122	26	50	101	88	73	113	42	166
E	96	35	100	32	48	87	70	71	98	30	132
F	123	31	122	34	57	100	81	80	123	37	169
G	175	44	175	46	83	140	120	104	148	38	268
H	18	6	19	7	10	17	15	15	22	5	33
I	122	36	121	36	57	105	98	71	119	41	172
	953	233	931	237	412	793	665	588	905	259	1338
WARD 15											
A	40	12	42	10	16	37	24	27	45	6	53
B	38	4	30	7	15	25	20	21	32	8	43
C	67	10	60	12	29	48	41	35	57	16	80
D	49	9	46	9	17	40	32	30	45	12	63
E	130	23	118	29	45	107	76	81	89	60	164
F	146	41	125	53	65	120	74	114	118	58	194
	470	99	421	120	187	377	267	308	386	160	597
WARD 16											
A	92	29	87	35	39	87	56	70	93	30	130
B	138	38	138	36	47	129	79	100	133	43	184
C	32	8	28	8	14	25	15	22	32	6	41
D	63	5	62	7	25	44	30	39	57	13	74
E	37	15	40	7	22	31	25	27	40	12	53
F	77	20	77	16	32	66	36	66	80	17	104
G	65	11	63	12	27	47	34	41	64	12	80
H	28	7	36	2	13	29	28	16	31	7	48
I	81	22	92	13	35	69	43	65	86	19	108
J	54	11	52	11	18	48	32	36	54	10	68
K	56	28	63	20	35	50	38	48	69	15	88
L	36	3	36	2	12	28	22	18	33	6	40
	759	197	774	170	319	653	438	548	772	190	1018
WARD 17											
A	68	20	62	35	31	72	44	64	55	41	127
B	99	37	110	41	32	118	79	83	96	43	194
C	83	35	101	32	33	104	86	55	87	32	194
D	75	18	81	25	31	80	74	43	72	18	148
E	82	36	98	41	38	112	93	67	91	40	203
F	98	28	119	23	52	96	101	60	103	28	207
G	72	43	96	40	35	98	74	69	87	32	187
H	79	30	109	40	32	112	97	64	103	30	203
I	92	20	89	36	27	98	73	64	91	28	186
J	78	34	96	35	28	103	75	58	81	30	165
K	90	30	107	34	45	103	90	68	101	32	205
	916	331	1068	382	384	1096	886	695	967	354	2019

STATE QUESTION FRANKLIN COUNTY

	* ** * * ***		**** ** * ****		**** * ** ****		PROPOSED SALES AND USE TAX		PROPOSED TAX LEVY		TOTAL VOTE
							-4- CONVENTION FACILITY		-5- MENTAL RETARDATION		**** **
	YES	NO	YES	NO	YES	NO	YES	NO	FOR	AGAINST	*
COLUMBUS WARD 18											
A	64	16	54	21	22	59	32	50	59	19	88
B	52	21	44	27	24	50	32	42	52	21	79
C	77	19	72	18	37	61	43	58	75	22	104
D	82	8	73	16	26	65	39	53	64	22	100
E	152	39	140	47	64	120	68	123	124	59	196
F	125	29	120	31	58	102	63	98	122	37	166
G	87	19	87	18	33	73	56	51	81	20	112
H	147	38	140	40	55	132	65	128	141	46	200
I	123	33	116	34	43	112	54	108	114	45	170
J	183	39	177	35	84	135	98	131	180	38	234
K	126	34	125	27	50	110	63	104	114	51	173
L	127	33	136	22	75	107	65	103	121	42	182
M	78	23	78	30	29	79	36	73	76	32	113
	1423	351	1362	366	600	1205	714	1122	1323	454	1917
WARD 19											
A	158	54	163	50	88	134	94	133	152	70	229
B	190	54	193	53	75	169	96	132	169	78	256
C	189	55	178	54	81	161	109	139	156	80	255
D	194	53	177	50	68	172	88	159	155	85	269
E	105	34	103	35	43	98	53	91	92	48	147
F	130	37	133	33	49	125	60	117	120	49	187
G	158	61	147	67	65	153	82	141	125	90	232
H	211	47	211	41	100	157	100	164	183	71	269
I	126	29	119	31	63	90	72	85	96	57	168
J	198	44	186	50	95	153	111	147	165	77	262
K	155	41	148	46	51	145	78	130	108	89	215
L	161	48	168	36	71	138	91	122	167	42	221
M	191	43	160	66	70	167	75	165	139	94	244
N	197	55	181	61	89	171	99	167	187	73	269
O	142	41	134	37	50	128	75	108	128	45	189
P	83	23	81	22	39	66	33	74	75	30	111
Q	118	29	82	62	53	94	63	84	99	47	156
R	110	24	95	36	39	96	66	74	95	40	141
S	167	31	160	29	77	114	97	107	137	56	210
	2983	803	2809	859	1266	2531	1542	2359	2548	1221	4030
WARD 20											
A	214	49	206	49	107	155	133	138	184	86	274
B	198	48	190	48	98	141	112	139	170	72	255
C	150	35	130	44	68	111	68	119	128	52	194
D	240	50	209	67	99	185	138	162	183	96	310
E	117	31	105	36	42	108	58	95	85	59	155
F	111	29	106	29	45	94	53	87	110	31	149
G	129	39	123	40	51	117	63	107	90	74	191
H	162	38	151	41	77	122	97	106	126	71	209
I	35	7	31	9	15	27	17	25	28	14	44
J	133	29	118	36	44	116	60	106	121	40	175
K	119	28	115	27	60	91	65	91	122	33	159
L	152	38	134	55	60	131	70	123	115	71	201
M	155	34	141	39	46	142	78	119	144	47	203
N	138	18	114	38	47	108	75	85	86	66	165
O	121	31	117	32	37	1					

STATE QUESTION FRANKLIN COUNTY

		* ** * ***		**** ** *		**** * *		PROPOSED SALES AND USE TAX		PROPOSED TAX LEVY		TOTAL VOTE **** *
		***		****		****		-4- CONVENTION FACILITY		-5- MENTAL RETARDATION		
		YES	NO	YES	NO	YES	NO	YES	NO	FOR	AGAINST	
COLUMBUS WARD 21												
A	162	37	140	54	70	128	70	134	117	81	210	
B	141	29	130	37	66	104	83	97	107	56	180	
C	86	28	86	27	38	80	37	81	75	35	125	
D	142	36	144	25	63	115	72	111	119	55	188	
E	140	44	127	52	49	132	67	118	103	81	189	
F	186	55	185	55	103	139	103	140	144	91	250	
G	108	36	100	43	42	101	56	87	87	53	148	
H	92	31	92	27	30	95	49	77	95	27	130	
I	161	49	157	47	67	144	87	125	145	67	222	
J	111	18	100	28	47	84	48	89	89	43	141	
K	115	27	107	32	43	102	42	103	81	63	149	
L	189	39	172	51	84	145	79	148	151	75	237	
M	157	36	139	43	56	136	92	102	124	61	204	
N	168	41	170	41	69	152	103	119	139	61	237	
O	71	16	65	18	29	62	42	51	73	19	96	
P	156	46	149	46	54	144	80	127	128	63	214	
	2185	568	2063	626	910	1863	1110	1709	1777	931	2920	
WARD 22												
A	135	37	129	46	58	117	74	108	102	65	189	
B	148	51	118	78	48	153	69	141	92	103	216	
C	124	31	106	43	33	125	57	103	99	55	168	
D	118	37	109	44	42	115	45	115	76	75	163	
E	204	74	186	85	76	209	91	196	149	129	305	
F	128	47	125	47	48	127	55	124	106	65	182	
G	183	54	178	58	65	173	86	159	138	88	248	
H	154	54	138	60	73	140	71	144	118	88	222	
I	151	38	139	42	56	135	74	126	119	71	205	
J	163	49	148	59	53	161	71	147	120	91	223	
K	149	40	136	43	55	129	68	123	105	80	196	
L	144	30	115	55	38	132	74	106	96	75	187	
M	107	42	99	47	33	116	47	112	72	79	167	
N	109	37	99	43	33	113	44	105	74	68	155	
O	132	39	104	59	47	129	57	122	82	90	188	
P	118	26	104	41	32	112	53	91	78	65	149	
Q	168	49	140	74	55	163	81	142	99	114	230	
R	141	38	122	56	44	134	51	131	85	91	186	
	2576	773	2295	980	889	2483	1168	2295	1810	1492	3579	
WARD 23												
A	85	38	88	40	38	87	52	78	76	44	140	
B	98	28	90	37	34	100	71	64	80	45	142	
C	76	23	72	27	28	72	38	67	66	31	117	
D	96	56	82	66	33	115	52	107	87	66	166	
E	113	33	100	42	36	113	54	101	77	68	168	
F	95	22	91	30	27	94	38	87	77	40	134	
G	92	32	78	46	33	91	40	82	76	44	136	
H	80	27	75	32	34	78	45	67	63	44	121	
I	86	27	73	40	28	86	51	67	73	42	129	
J	122	43	105	58	35	128	46	120	93	55	173	
K	100	34	94	40	37	103	41	103	90	42	153	
	1043	363	948	458	363	1067	528	943	858	521	1579	

STATE QUESTION FRANKLIN COUNTY

		* ** * ***		**** ** *		**** * *		PROPOSED SALES AND USE TAX		PROPOSED TAX LEVY		TOTAL VOTE **** *
		***		****		****		-4- CONVENTION FACILITY		-5- MENTAL RETARDATION		
		YES	NO	YES	NO	YES	NO	YES	NO	FOR	AGAINST	
COLUMBUS WARD 24												
A	103	29	93	38	36	96	50	89	88	49	147	
B	78	32	65	45	34	81	42	73	72	39	130	
C	80	24	65	40	29	72	41	69	55	42	115	
D	94	33	81	45	34	85	38	89	75	49	145	
E	67	28	86	33	38	85	54	73	78	41	141	
F	133	55	106	80	52	136	63	125	99	83	199	
G	124	45	107	58	39	134	63	115	97	69	181	
H	68	16	64	28	22	67	38	59	50	34	113	
I	156	48	141	56	61	139	81	124	124	78	215	
J	94	28	86	39	30	92	44	87	70	52	137	
K	129	41	101	66	28	141	55	123	93	77	182	
	1126	379	995	528	403	1138	569	1026	901	613	1705	
WARD 25												
A	84	20	79	34	18	53	34	45	74	41	148	
B	102	48	95	55	30	117	57	100	85	59	179	
C	71	25	69	31	24	76	51	47	65	33	122	
D	92	25	113	27	43	87	64	69	85	33	160	
E	137	42	138	46	38	148	109	89	134	40	241	
F	76	31	81	35	27	94	56	63	80	30	145	
G	95	25	84	37	37	80	65	62	84	28	151	
H	77	11	81	12	20	77	59	44	66	19	125	
I	140	33	167	45	56	156	151	64	152	36	262	
J	112	26	117	35	50	110	109	84	118	30	226	
K	84	28	94	34	41	81	70	59	80	35	164	
L	104	32	129	39	43	126	89	80	112	35	221	
M	80	23	99	23	27	92	70	49	59	39	163	
N	106	49	109	52	57	103	98	74	116	48	203	
O	102	34	101	46	34	113	88	83	105	32	193	
P	115	39	124	45	38	141	91	91	116	36	209	
Q	46	14	57	23	27	57	46	44	68	14	113	
	1623	505	1737	619	610	1711	1307	1117	1599	586	3025	
WARD 26												
A	72	11	70	11	16	69	44	43	71	12	91	
B	55	13	54	12	26	41	28	43	52	13	81	
C	80	24	76	30	31	83	61	55	80	26	149	
D	109	42	88	19	16	38	80	52	43	11	152	
E	49	14	51	16	20	55	38	35	35	26	87	
F	114	35	107	43	57	97	82	80	110	43	179	
G	136	26	140	43	44	154	110	94	140	40	252	
H	12	13	12	13	7	19	7	20	13	13	29	
I	79	42	75	50	33	99	64	75	80	47	144	
J	40	23	48	12	16	47	35	27	48	10	71	
	746	243	721	249	266	702	549	524	672	241	1235	
WARD 27												
A	126	44	119	46	58	121	83	100	130	38	200	
B	76	25	76	27	31	76	44	66	62	37	115	
C	124	33	115	39	43	118	58	105	107	47	169	
D	141	34	126	40	45	130	83	104	113	58	199	
E	103	31	85	41	31	108	64	76	82	48	152	
F	187	40	181	34	83	133	122	107	136	83	243	
G	129	26	121	34	48	108	79	77	110	35	162	
H	92	28	78	39	19	101	39	86	72	49	130	
I	113	21	104	27	57	76	66	71	93	40	144	
J	126	32	105	47	34	121	56	102	89	65	165	
K	143	33	136	37	49	131	94	91	114	59	190	
L	99	33	89	40	33	107	51	77	96	41	158	
M	56	14	53	18	27	46	33	41	55	16	83	
N	137	34	137	36	59	120	94	86	106	68	191	
O	118	21	103	32	47	94	63	77	100	41	150	
	1770	460	1310	610	1100	1920	1100	1120	1500	500	2600	



STATE QUESTION FRANKLIN COUNTY

	* ** * ***		**** ** * ****		**** * ** ****		PROPOSED SALES AND USE TAX		PROPOSED TAX LEVY		TOTAL VOTE	
	***		****		****		-4- CONVENTION FACILITY		-5- MENTAL RETARDATION		**** *** *	
	YES	NO	YES	NO	YES	NO	YES	NO	FOR	AGAINST	*	
COLUMBUS WARD 28	A	110	35	102	41	34	110	80	70	100	39	169
	B	161	31	148	49	46	157	130	95	143	47	250
	C	103	28	94	39	34	108	66	82	88	40	160
	D	62	24	61	22	26	64	38	54	67	20	108
	E	134	49	127	54	48	131	90	105	104	71	205
	F	140	33	123	45	49	120	88	93	102	67	195
	G	153	27	157	37	50	152	109	98	136	45	228
	H	191	56	156	81	58	196	130	137	140	92	286
	I	169	35	150	51	57	146	78	138	121	80	225
	J	191	36	175	52	62	172	140	102	158	58	268
	K	152	43	153	70	56	170	137	95	128	70	258
	L	167	54	150	72	59	170	130	113	141	83	265
	M	149	43	140	52	58	138	88	106	121	70	212
		1882	494	1736	665	637	1834	1304	1288	1549	782	2829
WARD 29	A	98	37	86	50	28	114	51	97	84	57	161
	B	38	22	39	21	21	42	20	43	36	26	78
	C	60	34	51	44	32	63	25	72	42	50	102
	D	110	58	97	65	42	127	51	127	68	92	189
	E	110	53	96	64	41	122	46	119	59	55	177
	F	129	41	119	50	55	122	65	117	86	85	192
	G	74	40	73	46	40	88	84	46	47	67	173
	H	29	16	31	17	5	43	22	28	28	18	63
		648	301	592	357	264	721	364	649	450	450	1135
WARD 30	A	172	41	154	55	47	166	83	136	115	93	220
	B	101	23	86	33	33	92	52	78	71	49	131
	C	131	51	120	60	46	137	64	121	99	74	189
	D	177	48	167	54	56	166	103	124	123	98	233
	E	170	38	150	50	54	154	99	115	120	86	219
	F	151	47	149	48	58	145	78	126	109	88	212
	G	169	49	141	68	45	172	82	141	105	108	232
	H	156	42	124	66	62	140	75	130	114	79	210
	I	132	25	109	41	41	119	77	83	95	57	166
	J	38	9	36	10	13	33	28	20	26	16	50
	K	50	11	51	10	29	32	31	32	45	17	64
	L	68	9	60	14	20	56	34	43	41	34	80
		1515	393	1347	509	504	1412	806	1149	1063	799	2006
WARD 31	A	107	31	111	40	51	102	83	83	108	34	201
	B	58	32	50	40	27	65	38	59	43	43	107
	C	64	23	56	28	23	64	42	51	49	36	103
	D	70	28	61	37	34	68	43	59	52	45	107
	E	84	48	75	56	34	104	41	96	65	67	140
	F	89	22	81	30	39	76	46	75	72	34	128
	G	56	26	64	30	22	72	54	47	55	27	125
	H	80	22	72	32	29	83	64	59	74	37	149
	I	101	36	96	44	31	115	66	83	86	55	160
	J	87	29	75	35	37	79	36	85	67	46	125
	K	88	33	74	46	41	87	45	83	60	59	149
	L	85	31	74	44	28	92	48	73	61	56	127
		969	361	889	462	396	1007	606	853	792	539	1621

STATE QUESTION FRANKLIN COUNTY

	* ** * ***		**** ** * ****		**** * ** ****		PROPOSED SALES AND USE TAX		PROPOSED TAX LEVY		TOTAL VOTE	
	***		****		****		-4- CONVENTION FACILITY		-5- MENTAL RETARDATION		**** *** *	
	YES	NO	YES	NO	YES	NO	YES	NO	FOR	AGAINST	*	
COLUMBUS WARD 32	A	170	50	150	67	50	172	73	148	119	90	233
	B	173	37	144	61	68	148	89	129	108	96	225
	C	77	26	73	31	26	84	54	57	60	33	127
	D	127	55	112	41	44	117	56	107	91	64	173
	E	164	55	143	67	55	172	87	149	99	119	244
	F	166	44	147	67	55	160	93	126	120	89	238
	G	82	28	73	36	20	86	52	65	72	38	121
	H	108	44	102	48	38	121	60	107	92	63	175
	I	87	36	71	51	29	93	38	89	56	67	134
		1154	355	1015	469	385	1153	602	977	817	659	1670
WARD 33	A	95	19	88	24	26	91	47	74	90	25	124
	B	91	17	88	18	44	70	57	62	95	19	125
	C	94	28	98	21	27	93	54	73	91	32	129
	D	121	39	122	31	54	104	75	95	110	50	176
	E	88	16	83	16	31	68	42	68	81	21	112
	F	126	25	108	41	46	106	75	76	106	40	163
	G	122	38	126	31	52	114	70	96	118	42	174
	H	115	23	103	32	35	108	69	76	92	48	157
	I	96	21	98	14	41	81	67	58	110	15	129
	J	83	20	81	16	24	79	53	55	87	15	109
	K	99	19	97	26	49	77	65	65	93	31	135
	L	60	15	59	14	16	56	36	39	55	18	78
	M	90	18	94	11	42	67	60	50	89	16	116
	N	130	20	119	19	37	109	84	73	124	26	162
	O	92	23	89	23	47	65	56	62	85	27	125
		1502	341	1453	337	571	1288	910	1022	1426	425	2014
WARD 34	A	150	39	122	58	44	144	68	121	91	87	199
	B	118	30	107	36	40	111	65	84	86	62	158
	C	76	26	79	16	27	73	66	41	79	20	109
	D	149	50	122	74	42	165	71	139	115	82	215
	E	163	28	142	42	53	134	72	120	111	75	199
	F	152	33	137	45	54	131	78	113	115	68	198
	G	155	32	144	44	54	134	94	98	91	90	199
	H	166	37	139	54	55	146	86	121	114	81	213
	I	180	41	159	59	55	167	101	130	137	80	237
	J	145	48	127	60	49	147	74	125	102	87	206
	K	131	41	117	56	41	132	70	101	97	73	179
	L	64	22	55	28	26	65	33	56	62	28	97
		1649	427	1450	572	540	1549	878	1249	1200	833	2209
WARD 35	A	99	24	97	46	37	108	69	81	87	40	160
	B	63	20	72	26	27	75	62	44	64	26	128
	C	82	21	74	21	36	79	82	43	88	20	139
	D	142	46	134	67	50	145	98	112	113	68	242
	E	120	41	146	40	64	124	118	89	142	42	249
	F	153	47	180	48	51	168	148	93	139	63	282
	G	99	41	106	46	44	116	85	76	89	46	195
	H	105	28	100	43	22	125	103	43	111	31	197
	I	75	30	79	33	27	92	46	103	89	30	149
	J	98	23	105	24	35	90	89	51	91	32	166
		1036	321	1093	394	393	1122	900	735	993	398	1907

STATE QUESTION

FRANKLIN COUNTY

		* ** * * ***		**** ** * ****		**** ** * ****		PROPOSED SALES AND USE TAX		PROPOSED TAX LEVY		TOTAL VOTE	
		* ** * * ***		**** ** * ****		**** ** * ****		-4- CONVENTION FACILITY		-5- MENTAL RETARDATION		**** ** *	
		YES	NO	YES	NO	YES	NO	YES	NO	FOR	AGAINST	*	
COLUMBUS WARD 36		A	123	51	104	68	43	135	52	126	85	86	186
		B	55	22	53	19	19	57	37	38	46	26	78
		C	80	13	69	27	23	68	47	51	57	34	103
		D	100	24	85	36	23	101	41	85	61	62	132
		E	113	44	82	68	46	114	48	114	72	82	168
		F	124	43	98	62	54	118	60	113	80	88	176
		G	131	41	110	58	52	122	73	107	89	88	186
		H	67	26	65	28	25	71	44	54	59	37	101
		I	131	49	106	71	52	128	51	131	89	96	192
			924	313	772	437	337	914	453	819	638	599	1322
WARD 37		A	61	25	49	38	24	64	37	57	52	32	106
		B	114	41	100	50	43	116	55	104	102	46	175
		C	42	16	47	18	34	36	38	35	43	12	110
		D	64	25	62	27	26	67	33	63	51	39	101
		E	150	36	112	67	51	127	67	121	83	97	196
		F	38	13	50	7	25	28	33	21	39	11	78
		G	37	14	37	14	16	39	20	35	41	12	67
		H	118	26	89	46	58	82	60	90	69	75	154
			624	196	546	267	277	559	343	526	480	324	987
WARD 38		A	83	22	80	26	22	89	29	79	64	43	116
		B	75	31	71	34	28	78	37	71	53	46	113
		C	77	38	73	43	24	95	40	80	57	49	132
		D	93	48	77	63	33	108	49	96	74	67	155
		E	53	27	62	29	26	70	50	49	55	29	118
		F	46	19	42	23	16	52	25	40	35	30	72
		G	89	39	86	42	39	95	42	98	74	54	148
		H	65	28	59	31	21	74	49	51	22	37	115
			581	252	550	291	209	661	321	564	434	355	969
WARD 39		A	30	3	31	2	14	20	27	8	25	7	36
		B	43	11	46	6	16	36	32	22	41	12	54
		C	136	31	148	34	59	125	61	120	128	45	196
		D	57	23	57	16	26	57	40	46	58	23	86
		E	93	21	90	21	31	80	42	74	90	21	118
		F	52	9	52	10	22	42	29	30	49	12	65
		G	60	21	54	27	21	61	49	35	58	21	89
			471	119	478	116	189	421	280	335	449	141	644
WARD 40		A	28	3	23	5	9	21	15	17	24	7	32
		B	37	6	35	6	10	32	18	24	34	8	47
		C	56	13	60	7	29	43	41	32	56	9	73
		D	89	28	86	24	32	82	48	67	89	23	122
		E	51	18	50	15	18	50	35	36	51	16	79
		F	15	4	18	1	8	12	11	10	16	2	22
		G	48	21	55	9	19	50	39	32	59	9	72
		H	41	13	40	11	12	43	33	23	38	15	57
		I	39	1	41	8	13	36	25	28	45	8	54
			404	106	408	86	150	369	265	269	412	97	558

STATE QUESTION

FRANKLIN COUNTY

		* ** * * ***		**** ** * ****		**** ** * ****		PROPOSED SALES AND USE TAX		PROPOSED TAX LEVY		TOTAL VOTE	
		* ** * * ***		**** ** * ****		**** ** * ****		-4- CONVENTION FACILITY		-5- MENTAL RETARDATION		**** ** *	
		YES	NO	YES	NO	YES	NO	YES	NO	FOR	AGAINST	*	
COLUMBUS WARD 41		A	50	6	46	9	24	32	28	29	45	11	60
		B	29	9	28	7	14	22	16	23	34	5	41
		C	36	6	37	2	19	23	22	22	34	7	46
		D	40	19	45	12	17	40	34	28	48	12	62
		E	32	11	36	8	17	25	25	17	31	11	48
		F	53	12	58	7	26	39	32	34	53	12	67
		G	23	5	22	3	11	16	18	10	17	11	28
		H	42	5	39	7	16	31	30	17	37	11	49
		I	15	4	17	2	7	11	15	3	12	5	19
		J	12	1	21	4	1	12	15	8	9	2	26
		K	25	5	21	7	12	18	17	16	26	6	33
		L	20	8	21	7	8	20	14	14	18	8	28
			377	91	391	75	172	289	266	221	364	101	507
WARD 42		A	97	28	98	27	39	86	58	67	80	43	136
		B	57	12	54	15	18	53	34	40	50	16	76
		C	116	31	91	51	33	109	55	100	77	67	159
		D	76	22	70	30	28	74	52	54	62	38	111
		E	71	8	46	7	27	52	48	36	72	11	90
		F	143	50	110	77	44	146	57	143	100	96	203
		G	44	16	42	19	19	40	36	30	37	25	67
		H	66	15	60	18	24	54	52	31	61	16	86
		I	71	22	68	27	27	65	40	57	51	39	103
		J	126	52	103	69	42	140	65	113	100	78	190
		K	39	16	41	11	19	39	31	27	42	14	58
			906	272	783	351	320	858	528	698	732	443	1279
WARD 43		A	124	44	125	44	39	136	65	114	104	62	188
		B	126	36	107	51	48	113	63	110	86	72	185
		C	152	61	134	76	50	165	85	130	118	85	222
		D	137	34	113	54	42	130	57	117	90	78	186
		E	120	41	102	53	37	125	61	104	88	69	173
		F	138	30	103	58	51	119	57	121	83	77	182
		G	131	50	116	60	45	134	59	126	98	73	192
		H	110	56	100	63	41	128	66	108	99	66	184
		I	162	39	141	61	42	163	66	138	95	95	217
		J	139	41	113	63	52	134	63	124	114	70	193
			1339	432	1154	583	447	1347	642	1192	975	747	1922
WARD 44		A	107	19	99	26	35	95	71	59	77	43	135
		B	87	11	95	4	23	71	62	38	80	15	101
		C	137	22	115	47	47	123	79	91	112	49	183
		D	178	70	188	59	87	168	127	123	155	84	291
		E	113	24	100	35	38	103	57	83	80	50	149
		F	77	18	75	19	29	65	54	42	75	19	104
		G	51	11	47	15	17	46	39	25	44	15	66
		H	149	38	125	55	49	134	58	131	119	61	206
		I	57	6	46	13	23	38	26	35	47	14	63
		J	180	27	143	52	71	130	80	128	134	68	218
		K	43	8	38	8	19	28	34	22	34	14	56
		L	86	8	69	25	29	71	59	48	77	25	113
		M	30	8	34	3	9	27	26	12	31	5	39
		N	76	17	75	17	29	63	51	48	69	22	105
		O	179	35	145	62	58	151	91	129	126	86	225
		P	106	28	98	32	37	96	72	70	92	40	152

STATE QUESTION		FRANKLIN COUNTY										TOTAL VOTE
		PROPOSED SALES AND USE TAX				PROPOSED TAX LEVY						
		-4-		-5-								
		CONVENTION FACILITY		MENTAL RETARDATION								
		YES	NO	YES	NO	YES	NO	FOR	AGAINST			*
COLUMBUS WARD 45	A	134	35	114	56	49	126	63	115	89	79	184
	B	136	28	117	36	49	108	79	91	102	56	178
	C	116	28	102	43	44	105	62	93	96	47	157
	D	196	39	172	71	55	173	110	127	145	80	243
	E	213	41	187	56	81	173	130	129	165	85	268
	F	162	27	134	45	51	134	80	111	108	70	192
	G	129	40	115	55	48	125	73	109	113	61	184
	H	127	25	112	30	42	105	63	89	90	58	156
	I	116	27	101	33	35	103	63	79	81	54	144
	J	177	21	148	39	56	134	100	104	127	71	210
		1506	311	1302	464	510	1286	823	1047	1116	661	1916
WARD 46	A	157	41	129	67	41	161	81	129	114	83	212
	B	205	47	197	50	71	180	127	133	156	94	265
	C	85	19	79	22	26	74	57	47	73	29	113
	D	157	31	132	47	50	139	77	116	120	62	197
	E	110	27	104	33	41	96	59	86	83	57	153
	F	155	36	147	42	50	132	89	103	117	68	192
	G	176	35	173	35	73	137	92	121	117	84	231
	H	264	40	250	48	113	192	180	131	193	103	316
	I	202	42	201	52	75	188	138	133	169	88	274
	J	228	41	206	57	74	192	143	134	174	91	286
	K	145	35	141	40	49	135	90	99	119	57	195
		1884	394	1759	493	663	1626	1133	1232	1435	816	2436
WARD 47	A	111	39	91	54	50	97	45	111	68	73	161
	B	113	25	103	36	35	109	78	76	87	53	165
	C	136	63	131	70	65	139	76	132	107	84	217
	D	148	39	125	59	42	143	75	117	112	76	207
	E	115	34	101	51	35	117	52	108	95	53	169
	F	128	42	117	46	36	137	67	114	106	66	190
	G	172	29	148	50	44	160	70	117	128	83	212
	H	97	29	89	35	36	87	54	75	85	41	137
	I	112	30	91	45	32	114	51	98	84	55	156
	J	59	14	59	17	20	58	41	38	50	24	91
	K	72	36	67	41	32	82	35	78	67	44	122
	L	131	26	110	41	46	109	63	94	94	59	185
	M	132	36	120	39	51	113	72	103	105	58	183
	N	99	50	87	56	32	114	53	101	72	71	159
	O	75	29	76	30	24	84	55	61	70	39	125
		1700	521	1515	670	580	1663	887	1423	1330	879	2459
WARD 48	A	81	20	73	22	24	75	51	53	77	25	115
	B	71	16	66	18	21	66	46	42	63	22	96
	C	198	49	188	66	69	189	137	137	165	84	293
	D	125	33	119	42	42	124	84	83	98	54	183
	E	113	22	90	41	40	97	67	74	74	57	149
	F	152	43	127	56	57	141	105	108	114	72	225
	G	166	48	158	56	63	159	98	132	136	70	246
	H	116	34	107	37	38	109	65	93	89	53	164
	I	151	40	130	64	39	156	82	123	115	78	221
	J	102	30	99	34	32	108	68	74	91	46	153
	K	65	35	59	43	31	74	38	65	44	54	109
		1340	370	1216	479	456	1298	841	984	1066	615	1954

STATE QUESTION		FRANKLIN COUNTY										TOTAL VOTE
		PROPOSED SALES AND USE TAX				PROPOSED TAX LEVY						
		-4-		-5-								
		CONVENTION FACILITY		MENTAL RETARDATION								
		YES	NO	YES	NO	YES	NO	FOR	AGAINST			*
COLUMBUS WARD 49	A	117	30	90	52	36	112	60	100	85	67	168
	B	118	63	92	84	45	135	54	129	84	95	195
	C	76	36	59	54	26	87	33	81	58	52	119
	D	124	69	88	98	34	160	53	143	84	105	208
	E	115	35	100	48	37	119	59	105	91	57	173
	F	113	42	100	56	41	118	65	98	79	79	166
	G	93	31	77	49	34	92	38	91	61	59	135
		756	306	606	441	253	823	362	747	542	514	1164
WARD 50	A	111	49	133	49	39	147	89	115	122	43	240
	B	142	42	149	53	45	155	115	100	136	52	252
	C	125	36	105	46	43	117	64	100	94	68	173
	D	129	47	140	57	45	157	122	92	123	42	244
	E	149	48	169	59	59	174	145	106	159	59	284
	F	99	47	114	37	33	122	94	71	109	37	194
		755	269	810	301	264	872	629	584	743	301	1387
WARD 51	A	135	53	147	57	41	165	142	90	135	60	254
	B	108	53	103	65	37	137	62	111	86	72	197
	C	105	45	121	49	41	131	93	82	90	50	206
	D	21	12	19	13	11	23	22	16	19	10	39
	E	84	47	121	69	41	144	94	84	127	62	240
	F	127	63	131	77	48	166	91	132	116	85	256
	G	137	52	132	66	44	158	111	105	113	67	242
	H	38	15	39	18	19	43	20	35	32	18	79
		755	340	813	414	282	967	635	655	718	424	1513
WARD 52	A	114	28	99	37	32	115	77	75	95	51	160
	B	179	47	161	55	63	162	102	122	126	93	237
	C	175	47	154	60	66	158	80	152	125	97	242
	D	113	54	109	56	38	133	55	121	101	59	182
	E	187	48	165	62	49	185	91	146	134	90	251
	F	120	37	106	53	42	120	53	108	97	61	174
	G	105	13	97	17	38	81	75	47	88	34	126
	H	154	38	136	50	48	145	88	118	127	67	208
	I	96	27	94	26	35	88	56	70	97	25	135
	J	177	47	150	65	62	160	95	131	139	84	232
	K	138	28	116	41	45	119	89	77	115	49	169
	L	54	15	53	15	21	45	27	42	43	23	72
	M	72	20	62	26	30	67	45	53	59	33	101
	N	96	19	94	23	38	82	64	62	81	34	131
	O	140	49	125	55	48	140	78	113	115	75	201
	P	64	8	54	13	24	45	38	36	55	15	76
		1984	525	1775	654	679	1845	1113	1473	1597	890	2697

STATE QUESTION FRANKLIN COUNTY

	* ** * ***		**** * ** ****		**** * ** ****		PROPOSED SALES AND USE TAX		PROPOSED TAX LEVY		TOTAL VOTE **** *	
	***		****		****		-4- CONVENTION FACILITY		-5- MENTAL RETARDATION			
	YES	NO	YES	NO	YES	NO	YES	NO	FOR	AGAINST		
COLUMBUS WARD 53	A	111	39	109	39	38	116	61	96	99	50	161
	B	192	31	164	50	71	150	119	108	127	88	230
	C	168	23	134	56	50	141	82	119	96	97	205
	D	149	30	131	42	52	127	67	116	106	68	193
	E	181	45	159	61	49	172	81	147	130	91	237
	F	53	9	51	10	17	44	31	30	45	16	63
	G	143	42	118	54	37	143	65	130	92	88	202
	H	157	55	133	73	45	167	86	131	115	92	225
	I	136	41	113	60	36	140	64	116	96	77	186
	J	84	12	78	17	24	73	56	44	61	33	103
	K	112	31	100	38	48	95	62	85	84	56	150
	L	63	8	56	11	23	48	46	25	45	21	71
	M	156	22	146	29	44	136	91	91	122	56	188
	N	281	37	238	64	93	215	163	165	197	112	339
	O	141	27	124	32	42	120	88	80	102	59	174
	P	112	26	106	32	43	101	67	78	94	47	150
	Q	43	7	40	11	14	37	35	18	35	14	55
	R	89	13	79	22	32	71	55	53	77	26	112
	S	47	11	46	11	18	38	44	16	48	9	60
	T	194	37	158	57	74	157	122	119	156	66	244
	U	177	22	163	28	76	121	118	88	123	71	207
	V	171	18	146	31	54	131	99	97	119	67	203
		2960	586	2592	828	980	2543	1702	1952	2169	1304	3758
WARD 54	A	58	14	53	20	23	54	42	36	39	31	85
	B	109	29	89	45	43	94	52	93	70	62	146
	C	210	38	177	58	72	168	115	139	153	83	262
	D	173	51	140	71	72	150	102	130	128	87	237
	E	116	27	101	37	37	105	50	95	86	51	154
	F	91	24	85	31	35	80	42	78	68	43	121
	G	115	38	101	47	40	112	66	94	84	66	163
	H	158	30	142	38	38	142	88	102	110	71	198
	I	95	15	98	14	38	70	75	43	85	21	121
	J	61	9	51	15	24	47	32	42	50	17	75
	K	169	33	137	60	61	143	92	114	121	85	221
	L	116	18	99	30	24	105	68	68	75	55	138
	M	39	15	34	21	18	35	28	27	34	19	57
		1510	341	1307	487	525	1305	852	1061	1103	691	1978
WARD 55	A	81	13	78	22	28	77	74	38	85	18	145
	B	66	20	77	18	28	67	68	38	71	18	122
	C	80	21	89	16	44	66	68	42	74	22	134
	D	90	32	92	31	42	83	82	52	95	25	148
	E	118	32	124	29	61	101	110	61	121	37	197
	F	65	21	81	15	24	66	67	32	74	17	132
	G	12	14	55	17	20	52	44	32	56	17	105
	H	72	23	79	28	29	80	78	41	73	24	150
	I	49	23	67	15	26	54	46	38	58	17	112
		633	199	742	191	302	646	637	374	707	195	1245

STATE QUESTION FRANKLIN COUNTY

	* ** * ***		**** * ** ****		**** * ** ****		PROPOSED SALES AND USE TAX		PROPOSED TAX LEVY		TOTAL VOTE **** *	
	***		****		****		-4- CONVENTION FACILITY		-5- MENTAL RETARDATION			
	YES	NO	YES	NO	YES	NO	YES	NO	FOR	AGAINST		
COLUMBUS WARD 56	A	94	22	75	37	33	87	59	68	82	38	146
	B	54	34	59	32	25	61	39	56	59	29	113
	C	146	52	130	64	51	157	99	118	122	67	240
	D	125	24	127	35	31	103	105	70	122	27	196
	E	131	21	105	41	34	116	107	56	112	40	189
	F	103	19	89	31	35	86	79	60	101	21	154
	G	98	27	111	27	54	90	94	66	96	34	192
	H	161	38	147	53	54	154	126	88	141	52	241
	I	108	20	95	26	35	87	71	58	87	34	136
	J	112	25	96	34	44	93	113	41	97	31	164
	K	128	28	130	44	47	115	124	56	114	40	212
	L	143	58	119	76	49	155	109	111	127	76	264
	M	150	29	126	52	56	128	84	108	116	64	199
	N	69	16	70	17	23	69	42	54	72	19	113
		1622	413	1479	569	591	1501	1251	1010	1448	572	2559
WARD 57	A	86	39	80	48	38	90	46	83	67	55	134
	B	66	19	64	16	26	59	43	42	59	26	90
	C	51	19	51	21	20	60	34	45	49	21	84
	D	51	22	58	13	14	35	30	45	44	28	76
	E	76	22	61	30	17	75	27	45	54	43	101
	F	100	32	92	33	37	98	49	88	77	51	145
	G	95	18	81	29	27	86	46	70	70	40	122
	H	80	29	71	36	28	78	44	66	69	40	116
	I	131	22	125	25	54	105	87	69	110	42	169
	J	84	28	74	33	29	80	38	76	58	46	114
	K	142	49	124	68	57	136	78	121	90	94	211
	L	105	21	153	49	61	143	108	105	125	73	219
		1067	320	1034	401	408	1065	630	881	872	557	1581
WARD 58	A	133	39	123	51	34	143	69	113	103	66	191
	B	153	54	135	61	44	164	77	133	97	103	221
	C	139	39	126	47	46	132	88	98	102	67	193
	D	96	39	89	41	31	103	52	86	63	66	143
	E	134	34	112	50	52	119	68	106	94	73	180
	F	117	30	91	46	49	95	48	100	96	44	152
	G	75	40	63	46	24	86	48	72	60	50	128
	H	71	28	53	39	22	78	37	66	55	41	108
	I	149	38	127	53	52	138	80	115	116	73	199
	J	86	26	79	30	28	84	53	65	71	40	120
	K	127	43	109	58	40	128	67	109	70	85	184
	L	82	23	71	33	26	80	35	72	65	40	109
	M	132	33	116	51	35	135	83	100	92	84	185
		1494	466	1294	606	483	1485	803	1235	1084	832	2113
WARD 59	A	160	48	158	44	68	138	100	113	137	71	222
	B	128	30	115	36	40	123	87	80	106	54	172
	C	118	35	129	21	55	101	91	66	111	43	164
	D	137	21	134	24	50	111	85	80	108	51	167
	E	182	51	181	52	87	146	103	139	153	80	250
	F	149	28	140	35	40	142	82	100	119	58	182
	G	93	20	92	18	25	84	64	51	92	19	116
	H	58	22	64	16	24	58	55	33	58	21	89
	I	78	13	67	19	34	55	64	33	62	29	98
	J	89	17	86	15	29	75	71	38	80	23	114
	K	105	20	101	19	41	86	76	55	101	25	132
		1297	305	1267	299	493	1119	878	788	1127	474	1706

STATE QUESTION FRANKLIN COUNTY

		****		****		****		PROPOSED SALES AND USE TAX		PROPOSED TAX LEVY		TOTAL VOTE
		**		**		**		-4-		-5-		
		YES	NO	YES	NO	YES	NO	YES	NO	FOR	AGAINST	
COLUMBUS WARD 60												
A	207	33	191	38	85	150	133	122	172	63	261	
B	218	19	181	38	77	155	128	113	153	78	245	
C	209	24	175	39	81	143	166	69	149	65	249	
D	170	24	151	23	75	114	115	82	126	51	201	
E	207	40	199	35	92	157	163	91	182	60	260	
F	219	17	187	29	95	137	161	83	166	62	247	
G	183	22	160	22	70	110	138	60	150	41	204	
H	163	28	170	35	77	135	93	124	133	78	225	
I	238	51	216	62	86	205	132	167	202	89	305	
J	209	38	197	47	73	175	114	136	158	86	258	
K	186	31	161	42	59	156	104	120	126	84	231	
L	179	25	155	33	71	124	130	87	143	62	220	
M	119	10	111	13	41	92	80	53	104	27	136	
N	230	30	200	46	107	152	159	107	179	73	277	
O	136	17	115	25	57	95	103	53	112	41	161	
P	123	11	105	20	51	79	90	50	100	35	146	
Q	167	29	158	30	67	122	111	86	132	57	205	
	3163	449	2832	577	1264	2301	2120	1603	2487	1052	3831	
WARD 61												
A	135	35	111	59	43	131	71	106	100	69	199	
B	137	29	124	41	54	115	83	93	117	53	180	
C	168	28	158	36	54	142	101	104	133	64	211	
D	146	24	126	31	52	114	84	93	100	61	179	
E	98	22	88	29	33	86	56	70	87	36	131	
F	139	30	134	32	49	119	76	96	111	50	175	
	823	168	741	228	285	707	471	562	648	333	1075	
WARD 62												
A	110	25	101	28	43	96	69	73	91	42	142	
B	122	25	111	32	42	106	68	83	82	64	156	
C	89	20	74	31	31	79	39	74	49	59	119	
D	120	13	107	23	34	100	67	68	96	37	138	
E	96	19	84	23	34	82	57	63	74	42	122	
F	167	32	172	25	63	134	126	80	149	46	209	
G	213	32	197	38	83	155	152	94	152	87	253	
H	153	32	150	32	49	133	86	101	109	75	191	
I	79	29	135	38	40	130	105	75	112	59	185	
J	78	12	72	16	33	60	57	37	64	25	95	
K	83	20	69	37	31	74	50	56	57	42	113	
L	108	29	100	28	38	100	70	77	92	47	152	
M	124	20	105	28	38	100	74	72	90	48	149	
N	99	19	95	25	29	87	60	63	84	34	131	
	1641	327	1572	404	588	1436	1080	1016	1301	707	2155	
WARD 63												
A	139	32	122	41	64	107	100	79	122	50	181	
B	155	32	137	37	61	130	95	100	113	76	202	
C	203	28	171	52	72	155	114	123	135	85	246	
D	144	34	137	36	74	106	93	93	108	67	188	
E	156	31	146	34	73	117	114	82	107	66	205	
F	133	31	128	31	53	116	87	87	113	47	178	
G	126	22	114	25	47	101	97	57	99	41	157	
H	119	23	113	25	38	100	91	57	97	43	151	
I	84	19	81	19	29	73	46	60	66	29	107	
J	193	57	201	48	82	174	149	114	181	65	268	
K	118	24	108	25	55	85	69	77	101	32	149	
	1570	333	1458	373	648	1264	1055	929	1242	601	2032	

STATE QUESTION FRANKLIN COUNTY

		****		****		****		PROPOSED SALES AND USE TAX		PROPOSED TAX LEVY		TOTAL VOTE
		**		**		**		-4-		-5-		
		YES	NO	YES	NO	YES	NO	YES	NO	FOR	AGAINST	
COLUMBUS WARD 64												
A	141	27	133	28	61	106	84	84	118	33	192	
B	136	24	139	16	60	97	88	75	116	38	163	
C	182	37	166	40	68	143	129	98	148	71	233	
D	142	18	122	27	47	117	92	74	121	35	173	
E	156	31	151	26	65	113	108	80	124	52	192	
F	124	29	113	35	67	82	94	65	105	45	161	
G	102	23	107	15	46	76	88	43	94	23	149	
H	153	25	143	28	69	111	103	83	117	53	191	
I	143	31	120	41	59	112	89	82	112	54	177	
J	103	17	100	16	35	84	65	58	83	29	126	
	1382	262	1294	272	577	1041	940	742	1138	433	1757	
WARD 65												
A	232	27	198	37	86	160	161	58	190	60	267	
B	195	36	177	35	85	141	136	98	149	70	241	
C	118	18	104	21	54	77	76	59	84	39	139	
D	98	14	83	20	28	78	53	60	65	39	116	
E	181	25	159	39	70	126	104	105	130	70	219	
F	185	23	165	26	86	116	121	93	165	40	219	
G	120	10	100	23	47	78	61	67	85	33	132	
H	236	33	200	52	93	170	152	120	171	78	277	
I	209	33	181	39	92	138	149	96	167	65	254	
J	216	38	207	38	93	152	143	109	173	76	259	
K	287	28	246	40	104	206	190	127	225	85	330	
L	225	31	198	46	81	172	152	111	179	73	271	
M	111	14	95	28	43	82	61	68	91	29	131	
N	95	12	79	20	33	66	63	43	67	33	110	
O	117	20	108	20	45	87	90	53	90	43	148	
P	116	19	104	22	49	81	85	51	91	35	140	
Q	190	19	165	20	62	138	128	82	144	59	214	
	2931	400	2569	526	1151	2068	1925	1440	2266	927	3467	
WARD 66												
A	93	23	101	14	37	79	74	44	85	26	118	
B	114	12	96	24	35	89	59	71	72	48	133	
C	119	30	120	24	33	113	82	66	99	43	150	
D	136	26	125	33	50	111	73	90	103	56	163	
E	138	33	141	21	47	131	80	94	116	40	205	
F	177	39	142	65	48	169	95	126	119	91	229	
G	72	12	60	21	30	53	38	48	57	23	91	
H	89	16	85	17	32	76	63	46	77	28	112	
I	132	19	121	28	45	102	84	72	103	48	159	
	1070	210	991	247	357	923	648	657	831	403	1360	

STATE QUESTION FRANKLIN COUNTY

		*****		*****		*****		PROPOSED SALES AND USE TAX		PROPOSED TAX LEVY		TOTAL VOTE
		**		**		**		-4-		-5-		*****
		YES	NO	YES	NO	YES	NO	YES	NO	FOR	AGAINST	*
COLUMBUS WARD 67	A	145	26	119	42	55	115	85	93	109	59	184
	B	116	28	102	37	49	90	70	75	95	42	150
	C	160	35	147	43	54	143	91	108	126	69	208
	D	128	24	119	31	42	109	73	83	99	47	163
	E	98	23	87	34	45	80	46	79	81	37	133
	F	221	42	189	53	66	193	120	148	141	115	274
	G	230	47	199	61	82	193	146	135	167	100	299
	H	102	28	97	33	39	92	62	75	89	44	139
		1200	253	1059	334	432	1015	693	796	907	513	1550
WARD 68	A	96	24	89	32	37	86	59	67	80	44	132
	B	105	34	94	41	33	107	54	94	81	58	156
	C	59	15	55	17	19	57	27	50	54	21	79
	D	93	34	89	36	45	83	55	79	80	44	139
	E	115	15	103	21	35	89	73	60	85	41	137
	F	124	34	104	46	35	118	53	105	69	83	162
	G	74	17	70	19	27	63	53	40	57	29	94
		666	173	604	212	231	603	374	495	506	320	899

-TOWNSHIPS- STATE QUESTION FRANKLIN COUNTY

		*****		*****		*****		PROPOSED SALES AND USE TAX		PROPOSED TAX LEVY		TOTAL VOTE
		**		**		**		-4-		-5-		*****
		YES	NO	YES	NO	YES	NO	YES	NO	FOR	AGAINST	*
BEXLEY	A	174	34	166	28	100	104	113	98	165	37	222
	B	160	39	143	48	66	131	91	116	141	53	218
	C	133	39	142	23	84	85	124	55	122	45	186
	D	203	42	174	57	69	169	114	134	176	62	258
	E	163	33	154	33	88	110	110	89	141	55	208
	F	133	37	133	34	72	99	108	69	121	48	180
	G	131	31	129	24	73	90	114	54	132	33	175
	H	188	30	178	29	110	108	149	72	170	44	229
	I	230	45	221	42	122	145	160	119	216	54	289
	J	136	29	128	31	62	103	92	85	135	35	177
	K	125	29	121	41	63	107	78	90	131	31	182
	L	225	43	198	49	109	158	134	141	199	61	288
	M	201	53	196	43	95	160	138	122	195	55	267
	N	224	38	209	41	113	148	153	117	199	65	274
	O	172	32	155	37	93	114	96	114	133	64	217
	P	171	42	165	37	80	129	120	99	159	60	233
	Q	198	25	180	32	108	118	139	98	178	51	244
	R	154	26	142	26	83	96	114	69	148	35	196
	S	131	24	127	18	85	68	101	62	126	30	169
T	146	40	140	36	78	108	109	86	136	52	197	
U	78	24	71	27	39	67	54	50	70	33	118	
V	214	32	209	43	115	147	153	127	230	41	290	
		3690	767	3481	779	1907	2564	2564	2066	3423	1045	4817
BLENDON TWP BLENDON	A	74	18	57	26	26	64	31	63	60	33	97
	B	129	27	103	44	44	108	64	91	79	70	164
	C	102	32	79	51	35	100	32	107	64	71	148
	D	167	35	151	44	60	141	101	106	125	73	214
	E	232	32	199	61	65	194	135	131	165	91	270
	F	169	41	147	59	55	154	76	136	108	101	217
	G	179	27	151	48	76	131	87	130	137	69	226
	H	125	38	108	49	43	119	69	97	91	69	168
	I	150	29	129	40	58	124	65	115	114	62	187
	J	94	17	76	30	30	82	56	58	70	39	118
	K	86	18	72	20	33	65	50	55	57	42	107
	L	158	36	141	47	66	129	83	114	132	60	204
	M	86	32	76	41	42	74	51	70	55	65	123
		1751	382	1489	560	633	1486	900	1273	1257	845	2243
MINERVA PK	A	140	32	126	43	39	134	60	127	86	88	192
	B	197	49	182	57	92	152	102	149	145	105	261
	C	190	43	174	46	87	139	104	138	141	92	255
		527	124	482	146	218	425	266	414	372	285	708
BROWN TWP BROWN	A	256	66	210	90	85	221	87	239	137	160	341
	B	182	44	147	69	51	171	85	143	85	118	236
		438	110	357	159	136	392	172	382	222	278	577

-TOWNSHIPS-		STATE QUESTION						FRANKLIN COUNTY				TOTAL VOTE
		****		****		****		PROPOSED SALES AND USE TAX		PROPOSED TAX LEVY		****
		**		**		**		-4- CONVENTION FACILITY		-5- MENTAL RETARDATION		*
		YES	NO	YES	NO	YES	NO	YES	NO	FOR	AGAINST	*
CLINTON TWP												
	CLINTON											
A	114	51	100	62	54	120	41	137	79	88	182	
B	105	34	84	52	40	102	48	98	68	74	156	
C	108	50	93	65	49	111	45	114	72	86	177	
D	143	35	122	48	51	129	65	118	109	65	190	
E	55	6	43	16	12	34	23	42	32	33	70	
F	42	10	31	18	15	36	21	31	35	14	58	
G	51	18	49	19	22	48	25	46	44	22	75	
H	107	63	96	70	41	134	49	135	91	83	193	
	725	267	618	350	284	734	317	721	530	465	1101	
FRANKLIN TWP												
	FRANKLIN											
A	159	73	119	105	48	189	59	183	108	123	263	
B	171	54	124	92	62	163	60	173	94	135	242	
C	148	60	117	83	48	160	58	155	93	108	223	
D	118	64	96	81	42	134	42	149	77	102	199	
E	121	67	109	88	47	157	65	146	96	107	225	
F	76	18	73	17	25	61	54	40	73	19	102	
G	127	54	86	82	48	133	47	139	74	106	197	
H	182	53	132	88	53	174	75	166	91	138	250	
I	135	67	101	94	58	144	39	171	69	131	223	
J	57	29	56	26	21	60	32	54	47	36	98	
K	124	56	103	75	61	124	47	140	88	100	205	
L	82	16	72	17	27	68	63	39	72	23	104	
M	35	7	32	11	19	28	25	22	35	10	50	
	1535	618	1220	859	559	1595	666	1577	1017	1138	2381	
VALLEYVIEW												
	VALLEYVIEW											
	138	58	120	74	54	144	59	148	92	104	220	
GRANDVIEW H.												
	GRANDVIEW H.											
A	199	55	180	61	84	169	112	150	177	82	278	
B	226	71	211	67	111	185	146	158	215	91	314	
C	195	39	182	41	95	143	103	143	171	66	255	
D	242	43	207	60	103	174	147	142	210	65	299	
E	144	53	134	55	72	127	87	121	130	65	219	
F	176	44	169	44	81	136	111	114	168	48	239	
G	201	46	180	53	82	159	92	165	176	70	264	
H	137	34	117	44	58	110	85	96	118	57	193	
I	134	30	124	39	50	111	81	91	122	42	173	
J	141	47	134	47	90	122	77	120	131	55	212	
K	164	48	158	44	74	135	80	140	141	75	240	
L	91	19	98	11	34	79	66	49	86	24	118	
	2050	529	1894	566	934	1650	1187	1489	1845	740	2804	
HAMILTON TWP												
	HAMILTON											
A	135	64	105	91	46	156	56	164	96	108	236	
B	128	28	104	42	45	112	64	92	106	49	167	
C	122	64	136	84	53	175	80	164	133	107	268	
D	167	49	124	78	47	166	74	147	113	102	236	
E	219	64	159	107	59	215	88	194	143	140	305	
F	160	82	124	103	37	202	51	195	104	136	266	
	931	351	752	505	287	1026	413	956	695	642	1478	

-TOWNSHIPS-		STATE QUESTION						FRANKLIN COUNTY				TOTAL VOTE
		****		****		****		PROPOSED SALES AND USE TAX		PROPOSED TAX LEVY		****
		**		**		**		-4- CONVENTION FACILITY		-5- MENTAL RETARDATION		*
		YES	NO	YES	NO	YES	NO	YES	NO	FOR	AGAINST	*
LOCKBOURNE												
	LOCKBOURNE											
	40	36	35	38	17	61	11	65	28	46	96	
	40	36	35	38	17	61	11	65	28	46	96	
OBETZ												
	OBETZ											
A	170	84	128	119	61	203	61	215	106	150	335	
B	110	55	88	73	38	133	40	134	71	98	206	
C	146	78	133	95	56	182	65	179	109	122	275	
D	51	21	35	32	17	51	23	52	44	25	86	
	477	238	384	319	172	569	189	580	330	395	902	
JACKSON TWP												
	JACKSON											
A	97	42	77	56	28	109	32	109	60	73	149	
B	219	59	161	105	84	188	104	181	95	176	297	
C	165	40	125	73	44	156	57	150	88	112	221	
D	232	69	191	102	85	215	114	198	115	183	326	
E	130	36	105	55	42	123	48	123	88	64	176	
F	145	54	118	71	48	148	60	148	85	113	214	
	988	300	777	462	331	939	415	909	531	721	1383	
GROVE CITY WARD 01												
	GROVE CITY WARD 01											
A	160	61	129	80	60	159	65	161	92	129	253	
B	99	38	87	45	32	104	35	111	68	71	154	
C	226	73	190	96	85	211	109	197	161	140	327	
D	84	29	85	28	33	81	56	62	69	41	126	
E	102	36	83	49	38	99	50	90	62	76	152	
	671	237	574	298	248	654	315	621	452	457	1012	
WARD 02												
	WARD 02											
A	135	43	116	58	57	125	66	118	96	76	198	
B	146	40	122	59	34	154	68	130	105	86	206	
C	138	48	115	56	51	130	58	137	81	97	207	
D	204	49	167	72	72	177	90	170	136	119	268	
E	212	61	179	77	76	191	110	167	148	116	288	
F	158	48	121	77	54	153	77	143	106	102	225	
	993	289	820	399	344	930	469	865	672	596	1392	
WARD 03												
	WARD 03											
A	142	67	119	86	47	165	44	179	85	128	232	
B	81	22	69	30	19	85	43	67	67	38	116	
C	203	55	164	75	80	177	99	168	119	142	283	
D	202	52	163	71	81	171	96	168	113	141	279	
E	118	35	99	50	40	114	53	111	67	84	169	
F	342	60	272	97	141	247	212	199	189	194	428	
	1088	291	886	409	408	959	547	892	640	727	1507	
WARD 04												
	WARD 04											
A	116	49	94	66	52	114	50	119	85	75	174	
B	152	44	113	70	57	134	62	141	94	97	218	
C	106	26	90	31	36	87	76	63	82	46	144	
D	224	45	168	83	78	179	85	185	102	159	281	
E	207	79	187	87	68	212	101	189	156	129	301	
F	172	23	138	45	63	124	74	126	98	96	204	
	977	266	790	382	354	850	448	823	617	602	1322	

-TOWNSHIPS-		STATE QUESTION						FRANKLIN COUNTY				TOTAL VOTE
		****		****		****		PROPOSED SALES AND USE TAX		PROPOSED TAX LEVY		****
		**		**		**		-4- CONVENTION FACILITY		-5- MENTAL RETARDATION		*
		YES	NO	YES	NO	YES	NO	YES	NO	FOR	AGAINST	*
URBANCREST		94	45	92	50	54	88	83	78	138	27	230
JEFFERSON TOWNSHIP JEFFERSON		94	45	92	50	54	88	83	78	138	27	230
A	185	39	162	60	79	146	89	146	123	99	240	
B	166	37	183	61	83	170	109	153	148	106	268	
C	210	57	175	92	68	205	87	189	127	145	288	
D	202	45	163	80	71	174	69	181	118	131	255	
E	170	44	141	66	61	151	75	147	113	98	228	
MADISON TWP MADISON		933	222	824	359	362	846	429	816	629	579	1279
A	137	30	105	50	39	118	60	108	89	74	180	
B	98	30	76	47	33	93	41	85	67	56	136	
C	152	47	125	68	68	128	81	123	113	88	212	
D	185	57	140	96	58	172	67	178	90	142	255	
E	151	67	116	91	60	153	64	163	96	124	236	
F	135	42	101	70	55	119	45	117	109	65	191	
G	158	29	119	58	55	120	76	111	98	81	193	
H	129	17	110	34	33	112	69	84	93	53	162	
I	192	48	147	85	70	170	98	152	156	90	263	
J	136	37	92	72	45	130	58	122	96	84	187	
K	126	25	97	44	50	95	58	97	92	57	157	
L	140	33	110	56	49	124	60	119	96	79	184	
M	145	35	99	66	53	118	52	134	82	95	189	
N	144	26	108	54	59	108	70	104	88	77	184	
O	167	45	126	74	48	163	69	156	118	101	238	
P	98	39	66	65	30	107	28	109	63	73	145	
CANAL WINCHESTER		2293	607	1737	1030	805	2030	1016	1962	1546	1339	3112
A	246	54	203	82	97	190	100	204	157	133	332	
B	191	53	157	83	53	191	74	182	120	130	269	
C	142	40	122	49	49	121	47	137	103	74	200	
GROVEPORT		579	147	482	214	199	502	221	523	380	337	801
A	144	36	107	60	56	126	72	117	101	77	200	
B	217	54	160	93	65	197	62	209	139	124	279	
C	221	67	187	92	58	223	82	218	155	132	326	
MARBLE CLIFF		582	157	454	245	179	546	216	544	395	333	805
		222	45	211	55	97	178	132	147	183	89	299
		222	45	211	55	97	178	132	147	183	89	299

-TOWNSHIPS-		STATE QUESTION						FRANKLIN COUNTY				TOTAL VOTE
		****		****		****		PROPOSED SALES AND USE TAX		PROPOSED TAX LEVY		****
		**		**		**		-4- CONVENTION FACILITY		-5- MENTAL RETARDATION		*
		YES	NO	YES	NO	YES	NO	YES	NO	FOR	AGAINST	*
MIFFLIN TWP MIFFLIN		71	21	57	35	22	69	30	69	51	44	113
A	96	27	85	29	51	72	58	69	83	36	134	
B	113	39	94	58	39	114	54	110	84	71	171	
C	67	27	65	27	26	64	35	58	52	44	99	
D	60	25	54	34	27	61	33	56	52	40	95	
GAHANNA WARD 01		407	139	355	183	165	380	210	362	322	235	612
A	142	51	127	59	55	140	59	135	124	74	217	
B	153	29	118	52	53	123	62	116	97	79	192	
C	113	40	93	50	44	108	50	108	89	68	165	
D	126	24	104	40	39	109	51	108	91	58	166	
E	127	45	105	58	50	115	51	119	99	67	180	
F	138	30	108	55	41	122	54	121	96	73	184	
G	211	46	182	61	84	163	110	151	144	104	276	
WARD 02		1010	265	837	375	366	880	437	858	740	523	1380
A	207	42	177	59	83	165	118	139	152	98	264	
B	210	39	172	65	69	173	97	156	140	106	261	
C	154	50	139	63	38	163	70	141	115	86	216	
D	103	36	91	42	41	98	51	96	70	69	150	
E	225	40	116	57	99	163	134	138	153	107	276	
WARD 03		899	207	695	286	330	762	470	670	630	466	1167
A	149	32	119	52	49	134	74	117	115	62	198	
B	168	40	139	56	64	132	67	140	111	91	223	
C	229	54	195	70	74	196	112	172	163	105	290	
D	143	39	113	59	51	125	58	125	100	72	196	
E	84	25	69	34	37	70	44	71	66	44	124	
F	132	27	111	33	62	93	75	83	103	50	166	
G	163	20	131	37	59	118	95	95	95	85	194	
WARD 04		1068	237	877	341	396	868	525	803	753	509	1391
A	152	32	138	43	51	127	84	105	116	67	197	
B	114	20	85	39	33	81	49	91	69	65	147	
C	224	37	179	69	79	175	133	131	155	102	273	
D	164	34	136	47	60	139	72	134	112	84	214	
E	261	35	209	64	97	187	146	156	200	99	312	
F	200	29	172	47	80	145	117	115	161	62	240	
G	184	37	150	54	85	129	110	116	130	84	234	
NORWICH TWP NORWICH		1299	224	1069	363	505	983	711	848	943	563	1617
A	157	43	137	53	65	132	75	129	116	80	207	
B	180	50	148	74	78	146	95	138	120	103	239	
C	129	31	124	28	64	93	63	100	95	59	166	
D	132	36	111	50	58	110	55	115	90	66	177	
E	162	51	143	60	72	141	82	136	122	87	219	
F	152	28	131	42	73	106	90	93	115	54	187	
G	164	48	144	63	55	153	69	139	115	94	214	
H	134	32	125	38	59	106	85	85	94	69	175	
		1210	319	1063	408	524	987	614	935	867	612	1584



-TOWNSHIPS-		STATE QUESTION										FRANKLIN COUNTY		TOTAL VOTE
		****		****		****		PROPOSED SALES AND USE TAX		PROPOSED TAX LEVY				****
		****		****		****		-4- CONVENTION FACILITY		-5- MENTAL RETARDATION				****
		YES	NO	YES	NO	YES	NO	YES	NO	FOR	AGAINST			*
HILLIARD WARD 01	A	97	34	72	52	32	95	29	105	57	72			139
	B	184	53	144	87	64	172	85	161	140	100			253
	C	75	21	60	33	27	68	26	75	43	51			102
		356	108	276	172	123	335	140	341	240	223			494
WARD 02	A	101	40	84	53	29	111	28	118	71	69			152
	B	143	32	107	46	48	124	52	125	100	71			182
	C	148	32	132	41	76	104	91	97	114	65			193
		392	104	323	140	153	339	171	340	285	205			527
WARD 03	A	137	40	111	61	59	118	48	134	92	79			188
	B	197	60	160	82	65	184	90	166	160	96			272
		334	100	271	143	124	302	138	300	252	175			460
WARD 04	A	189	46	147	78	61	177	72	162	131	101			244
	B	158	31	129	53	55	130	58	136	111	72			201
	C	120	42	99	56	57	99	37	127	84	71			167
		467	119	375	187	173	406	167	425	326	244			612
PERRY TWP PERRY	A	236	36	200	58	102	169	171	115	178	85			294
	B	130	32	118	31	56	104	78	87	103	51			173
	C	207	48	185	62	80	169	93	160	145	93			263
	D	187	34	171	40	82	142	132	100	133	78			240
	E	237	32	207	52	81	185	151	127	164	102			288
	F	119	25	111	31	39	109	72	80	71	70			155
	G	141	37	112	55	48	122	81	95	94	79			185
	H	161	48	157	47	64	135	99	114	116	87			219
	I	33	5	30	4	14	23	22	15	30	5			38
		1451	297	1291	380	566	1158	899	893	1034	650			1855
PLAIN TWP PLAIN	A	115	47	99	54	43	120	44	126	78	85			178
	B	184	68	147	94	52	198	70	191	119	133			270
	C	193	62	156	88	64	191	94	176	131	132			277
	D	203	59	158	98	75	188	80	188	123	140			278
	E	215	58	171	88	62	204	91	191	147	115			286
		910	294	731	422	296	901	379	872	598	605			1289
NEW ALBANY	A	84	39	73	48	28	97	34	103	62	58			138
	B	84	39	73	48	28	97	34	103	62	58			138

-TOWNSHIPS-		STATE QUESTION										FRANKLIN COUNTY		TOTAL VOTE
		****		****		****		PROPOSED SALES AND USE TAX		PROPOSED TAX LEVY				****
		****		****		****		-4- CONVENTION FACILITY		-5- MENTAL RETARDATION				****
		YES	NO	YES	NO	YES	NO	YES	NO	FOR	AGAINST			*
PLEASANT TWP PLEASANT	A	185	70	141	103	49	209	87	177	113	144			275
	B	189	60	154	90	62	186	49	183	115	127			261
	C	233	51	172	105	70	202	98	192	108	171			300
	D	250	54	188	96	92	205	97	212	153	148			317
	E	241	51	179	98	87	205	102	194	130	156			306
	F	158	54	108	88	57	147	56	162	107	105			227
		1256	340	942	580	417	1154	509	1120	726	851			1686
HARRISBURG	A	71	22	60	29	22	70	40	56	47	49			108
	B	71	22	60	29	22	70	40	56	47	49			108
PRAIRIE TWP PRAIRIE	A	158	31	118	66	42	146	68	122	100	85			198
	B	152	30	119	50	56	120	74	107	81	91			188
	C	147	66	113	97	47	167	56	166	94	109			234
	D	191	33	158	64	67	158	90	135	115	95			240
	E	153	42	107	83	49	142	56	140	86	95			205
	F	131	67	120	74	50	151	64	137	90	94			216
	G	175	48	149	62	57	161	87	143	122	87			237
	H	193	56	150	91	55	197	91	173	137	113			269
	I	107	31	99	37	38	100	56	87	88	40			145
	J	131	39	125	52	58	133	70	124	101	80			199
	K	152	45	124	66	51	149	67	141	99	87			217
	L	142	39	115	57	45	136	60	128	104	70			201
	M	119	46	102	58	40	127	47	121	83	69			180
	N	72	25	74	19	23	69	54	39	69	17			100
	O	150	20	113	70	55	129	54	141	77	106			203
P	130	28	105	47	46	109	71	90	75	74			166	
Q	165	39	113	78	45	149	59	146	71	118			211	
R	187	41	151	71	58	175	84	158	106	120			246	
S	62	17	57	19	24	58	30	53	48	23			85	
		2717	763	2212	1161	906	2576	1238	2351	1746	1573			3740
SHARON TWP SHARON	A	239	33	205	54	109	159	123	150	188	81			280
	B	141	34	128	40	61	111	82	100	107	72			187
	C	31	13	25	17	11	32	11	31	18	26			44
	D	79	26	97	35	42	95	44	100	87	54			149
	E	101	25	84	39	47	80	46	82	74	55			137
	F	91	29	78	36	30	91	38	86	66	53			129
		682	160	617	221	300	568	344	549	540	341			926
RIVERLEA	A	213	43	172	70	84	167	120	140	190	65			266
	B	213	43	172	70	84	167	120	140	190	65			266

-TOWNSHIPS-		STATE QUESTION						FRANKLIN COUNTY				TOTAL VOTE
		****		****		****		PROPOSED SALES AND USE TAX		PROPOSED TAX LEVY		****
		**		**		**		-4- CONVENTION FACILITY		-5- MENTAL RETARDATION		**
		***		***		***		YES NO		FOR AGAINST		*
		YES	NO	YES	NO	YES	NO	YES	NO			
WORTHINGTON WARD 01		A 181	42	176	40	75	149	93	135	168	56	235
	B	143	32	131	37	48	128	81	105	134	41	187
	C	264	47	240	37	111	193	174	133	228	72	321
	D	214	47	201	54	78	186	118	145	195	66	275
	E	182	46	165	55	87	136	96	132	164	60	238
	F	285	54	264	54	143	188	198	146	229	103	358
		1269	268	1177	277	542	980	760	796	1118	398	1614
WARD 02		A 223	51	209	55	106	159	125	152	214	56	292
	B	215	34	182	52	96	153	107	152	217	35	269
	C	198	45	178	45	88	156	111	142	180	65	260
	D	231	32	206	41	90	178	133	147	206	66	288
	E	195	46	181	48	77	163	111	136	186	54	256
		1062	208	956	241	457	809	587	729	1003	276	1365
WARD 03		A 203	50	199	46	89	162	130	123	175	68	260
	B	246	33	203	53	86	184	144	137	201	73	293
	C	216	32	183	48	81	153	98	154	168	79	258
	D	212	29	200	29	79	159	133	117	176	67	257
	E	232	49	211	64	88	194	150	141	195	81	300
	F	210	41	182	54	94	153	137	113	165	80	259
	G	203	36	178	43	99	134	117	127	184	48	252
		1522	270	1356	337	616	1139	909	912	1264	496	1879
WARD 04		A 126	32	111	37	43	118	68	91	117	38	172
	B	193	44	173	52	72	159	103	133	154	75	242
	C	193	37	168	46	88	141	106	126	177	41	244
	D	155	34	140	44	57	128	96	97	135	53	200
	E	154	35	135	45	56	126	81	105	121	57	194
	F	128	27	107	41	52	102	62	101	105	52	169
	G	201	40	190	44	94	145	119	134	177	66	255
		1150	249	1024	309	462	919	635	787	986	388	1476
TRURO TWP TRURO		A 70	19	58	29	18	73	23	69	32	51	96
	B	93	32	69	55	30	95	53	75	67	60	137
	C	149	20	117	40	57	107	86	83	105	61	179
		312	71	244	124	105	275	162	227	204	172	412
REYNOLDSBURG WARD 01		A 136	29	112	40	36	127	74	94	90	70	171
	B	230	25	181	66	68	184	127	137	148	100	268
	C	112	24	94	29	52	85	79	62	92	37	155
	D	181	40	157	53	62	159	102	122	144	75	236
	E	124	34	113	39	43	113	72	91	90	67	164
	F	153	24	131	41	67	109	97	91	121	67	190
	G	125	28	98	43	51	96	81	57	80	70	160
	H	126	13	96	34	34	100	67	73	90	49	149
	I	122	10	99	26	37	87	68	63	74	54	136
		1309	227	1081	371	450	1060	767	790	929	589	1629

-TOWNSHIPS-		STATE QUESTION						FRANKLIN COUNTY				TOTAL VOTE
		****		****		****		PROPOSED SALES AND USE TAX		PROPOSED TAX LEVY		****
		**		**		**		-4- CONVENTION FACILITY		-5- MENTAL RETARDATION		**
		***		***		***		YES NO		FOR AGAINST		*
		YES	NO	YES	NO	YES	NO	YES	NO			
REYNOLDSBURG WARD 02		A 192	45	169	63	68	173	99	153	149	90	256
	B	136	15	110	31	38	113	68	92	86	63	163
	C	125	31	96	59	42	120	38	127	77	81	171
	D	135	41	118	49	53	122	65	121	114	59	194
	E	128	40	113	52	53	114	52	126	77	94	180
	F	92	38	78	52	31	103	31	109	69	60	142
	G	77	14	65	19	24	66	43	39	55	35	95
		885	224	749	325	309	811	396	767	627	482	1201
WARD 03		A 127	35	130	39	51	124	74	110	116	57	185
	B	108	33	97	40	42	101	53	101	83	61	155
	C	83	38	68	44	27	93	42	78	63	53	123
	D	95	26	80	33	33	88	32	92	68	57	130
	E	248	56	241	55	97	205	138	173	170	122	319
	F	110	28	100	29	27	106	41	100	65	66	147
	G	130	32	99	57	49	117	59	109	94	60	175
		901	248	815	297	326	834	439	763	659	476	1234
WARD 04		A 101	16	88	24	31	82	51	67	76	31	121
	B	46	10	41	12	16	42	27	29	46	12	61
	C	99	38	92	45	21	119	43	101	70	64	146
	D	136	30	111	48	41	127	50	124	82	83	180
	E	118	26	98	41	40	106	48	101	78	64	152
	F	96	26	94	25	36	88	61	63	71	45	131
	G	158	18	141	23	58	105	89	87	116	54	183
		754	164	665	218	243	669	369	572	539	353	974
UPPER ARLINGTON WARD 01		A 208	49	202	36	100	147	145	114	191	66	276
	B	190	31	163	40	90	128	110	119	151	68	232
	C	199	39	177	49	89	150	135	108	174	64	249
	D	178	37	170	40	86	134	106	121	159	60	230
	E	130	22	123	22	56	99	76	83	110	40	166
	F	199	45	189	38	98	146	147	98	170	69	259
	G	166	24	148	29	69	122	114	80	137	49	204
	H	164	28	158	31	86	105	116	86	157	39	207
	I	199	44	190	37	102	137	108	146	177	63	264
	J	87	12	81	9	48	55	43	62	90	13	123
	K	189	27	169	38	93	135	122	112	165	63	242
	L	150	25	131	35	63	110	101	75	136	36	181
		2059	383	1901	404	980	1468	1323	1204	1817	630	2633

-TOWNSHIPS-		STATE QUESTION				FRANKLIN COUNTY				TOTAL VOTE		
		****		****		PROPOSED SALES AND USE TAX		PROPOSED TAX LEVY		****		
		****		****		-4- CONVENTION FACILITY		-5- MENTAL RETARDATION		****		
		YES	NO	YES	NO	YES	NO	FOR	AGAINST	*		
UPPER ARLINGTON WARD 02		A 155	36	155	28	94	96	105	88	139	49	200
	B	173	31	147	45	83	117	117	90	144	54	213
	C	128	43	128	39	67	105	83	97	122	48	185
	D	154	27	137	38	79	106	115	75	134	45	193
	E	180	26	151	47	63	141	86	125	127	69	214
	F	160	34	139	38	82	111	94	106	148	44	207
	G	120	27	109	30	50	102	62	91	111	27	163
	H	197	61	177	73	82	177	96	169	164	93	275
	I	126	37	123	37	37	128	55	111	105	58	175
	J	156	37	130	53	77	118	80	116	126	61	202
	K	162	41	153	36	82	118	113	93	149	50	213
		1711	400	1549	464	796	1319	1006	1161	1469	598	2240
WARD 03		A 227	52	206	49	109	170	150	133	211	68	296
	B	257	45	233	47	116	185	156	154	225	66	318
	C	190	37	161	49	80	139	96	139	158	64	241
	D	191	48	171	64	66	177	111	143	144	99	257
	E	159	28	141	40	70	116	90	101	131	51	196
	F	174	32	164	34	70	131	96	117	147	63	218
	G	122	29	117	34	52	101	66	94	100	57	164
	H	161	36	140	53	64	138	94	114	139	59	213
	I	193	31	176	43	80	142	83	145	124	92	233
	J	185	34	167	39	73	141	113	113	152	67	232
		1859	372	1676	452	780	1440	1055	1253	1531	686	2368
WARD 04		A 167	28	152	34	67	123	105	98	144	55	208
	B	168	35	141	49	67	134	80	129	137	64	215
	C	240	46	205	62	101	179	114	173	206	79	299
	D	175	43	169	41	74	146	101	124	150	66	230
	E	158	24	129	39	63	113	71	114	130	46	190
	F	204	36	184	46	55	180	102	139	166	74	248
	G	130	19	106	38	44	107	61	92	97	54	157
	H	215	48	210	42	96	162	140	124	177	77	269
	I	191	43	163	57	90	140	118	115	144	84	239
	J	158	29	127	57	52	137	90	107	131	60	198
	K	104	22	95	22	49	77	55	76	81	44	136
		1910	373	1681	487	758	1498	1037	1291	1563	703	2389
WARD 05		A 151	32	133	33	61	116	76	108	121	62	195
	B	150	21	138	28	61	106	76	104	123	47	187
	C	206	50	174	71	81	179	74	158	160	93	273
	D	168	34	164	33	80	123	109	99	157	42	214
	E	208	57	185	68	85	172	111	134	172	88	275
	F	234	49	224	48	123	163	137	135	207	74	306
	G	252	43	221	55	113	175	165	141	227	70	312
	H	252	45	223	56	106	183	159	142	197	93	311
	I	193	34	163	52	71	155	126	106	142	84	237
	J	226	38	199	49	83	175	128	139	190	70	275
	K	136	32	131	34	48	124	72	107	105	71	185
		2176	435	1955	527	912	1671	1315	1373	1801	794	2770

-TOWNSHIPS-		STATE QUESTION				FRANKLIN COUNTY				TOTAL VOTE		
		****		****		PROPOSED SALES AND USE TAX		PROPOSED TAX LEVY		****		
		****		****		-4- CONVENTION FACILITY		-5- MENTAL RETARDATION		****		
		YES	NO	YES	NO	YES	NO	FOR	AGAINST	*		
UPPER ARLINGTON WARD 06		A 229	57	216	61	129	154	145	147	186	95	299
	B	208	54	185	64	80	177	118	151	170	92	273
	C	256	55	220	74	98	206	144	167	197	109	320
	D	126	39	117	38	68	94	85	84	111	49	176
	E	197	22	160	49	105	114	135	88	164	58	230
	F	181	30	162	47	90	123	120	92	140	73	217
	G	150	26	142	27	56	119	87	93	115	60	182
	H	269	52	247	52	143	178	202	129	218	91	342
	I	211	51	189	48	91	159	149	122	169	87	277
	J	192	47	187	39	82	162	122	120	148	85	250
	K	144	30	238	51	68	102	197	99	124	49	316
	L	159	30	146	37	80	109	106	83	128	61	196
		2322	493	2209	587	1090	1697	1610	1375	1870	909	3078
WASHINGTON TOWNSHIP WASHINGTON		A 133	25	108	46	45	114	63	98	75	76	166
	B	135	24	103	55	51	111	54	110	90	69	173
	C	169	58	138	84	65	162	73	163	117	98	244
		437	107	349	185	161	387	190	371	282	243	583
DUBLIN WARD 01		A 194	55	171	71	66	184	103	158	119	130	270
	B	119	45	119	47	44	122	65	107	102	62	177
		313	100	290	118	110	306	168	265	221	192	447
WARD 02		A 222	36	205	37	93	162	141	132	163	90	278
	B	161	47	148	48	82	124	104	104	145	57	215
	C	173	32	152	38	71	130	109	100	135	67	222
		556	115	505	123	246	416	354	336	443	214	715
WARD 03		A 140	28	124	32	70	89	92	72	98	62	171
		140	28	124	32	70	89	92	72	98	62	171
WARD 04		A 257	40	230	52	117	172	164	132	182	106	302
	B	182	32	166	38	78	132	121	96	122	84	222
	C	311	43	315	49	158	213	228	158	244	127	398
	D	142	23	118	33	59	98	95	71	113	46	171
	E	230	26	182	58	106	141	131	130	156	93	267
		1122	164	1011	230	518	756	739	587	817	456	1360

-TOWNSHIPS-		STATE QUESTION										FRANKLIN COUNTY		TOTAL VOTE
		****				****		PROPOSED SALES AND USE TAX		PROPOSED TAX LEVY				****
		**				**		-4-		-5-				*
		***				***		CONVENTION FACILITY		MENTAL RETARDATION				*
		YES	NO	YES	NO	YES	NO	YES	NO	FOR	AGAINST			*
WESTERVILLE WARD 01		A 144	35	133	37	67	111	73	107	129	50			187
	B	121	30	148	54	59	151	73	136	125	75			215
	C	161	32	141	44	48	141	102	95	115	76			199
	D	146	36	124	52	41	144	72	112	120	63			192
	E	168	30	136	53	48	140	68	126	120	75			203
	F	170	34	137	53	70	132	88	126	113	80			219
	G	170	22	134	49	55	134	76	117	119	65			198
		1080	219	953	342	388	953	552	819	841	484			1413
WARD 02		A 215	36	179	57	78	167	132	126	144	97			262
	B	215	31	187	48	86	154	114	133	146	88			251
	C	181	23	155	38	59	137	109	98	123	77			213
	D	234	25	200	45	94	154	146	111	162	83			264
	E	136	32	111	46	49	117	88	93	104	62			183
	F	118	19	104	27	54	82	62	77	78	55			142
	G	201	26	163	48	86	141	137	97	133	91			240
	H	154	22	136	28	58	118	116	62	78	65			184
		1454	214	1235	337	564	1070	904	797	966	618			1739
WARD 03		A 150	22	126	39	55	117	66	109	106	66			178
	B	140	26	114	46	50	117	65	105	90	65			173
	C	143	32	119	51	68	108	56	124	98	70			186
	D	148	21	118	40	51	117	72	103	104	66			176
	E	130	19	111	31	50	104	78	73	93	50			155
	F	90	12	77	20	38	62	59	44	68	30			111
		801	132	665	227	312	625	396	558	559	347			979
WARD 04		A 156	25	134	37	51	126	91	92	104	77			184
	B	168	27	138	38	55	136	98	98	128	62			202
	C	194	32	167	49	89	138	108	121	138	87			236
	D	150	27	129	36	59	115	103	75	45	61			183
	E	148	34	131	43	56	122	86	103	108	72			193
	F	144	39	137	40	63	120	93	90	109	70			190
	G	110	13	91	28	47	75	51	72	73	47			128
		1070	197	927	271	420	832	630	651	705	476			1316
WARD 05		A 88	23	76	30	41	67	44	68	74	37			116
	B	197	43	156	71	73	158	81	157	144	86			249
	C	110	29	106	30	48	92	49	89	86	54			146
	D	163	30	133	57	46	140	49	142	110	79			200
	E	131	31	115	39	52	106	77	88	106	57			168
	F	87	27	81	27	30	86	48	69	66	46			122
	G	128	36	106	53	36	132	53	114	97	66			182
	H	176	34	156	44	53	156	90	122	132	75			223
	I	199	31	121	62	68	155	110	124	141	78			239
		1279	284	1050	413	447	1092	601	973	956	578			1645

-TOWNSHIPS-		STATE QUESTION										FRANKLIN COUNTY		TOTAL VOTE
		****				****		PROPOSED SALES AND USE TAX		PROPOSED TAX LEVY				****
		**				**		-4-		-5-				*
		***				***		CONVENTION FACILITY		MENTAL RETARDATION				*
		YES	NO	YES	NO	YES	NO	YES	NO	FOR	AGAINST			*
WHITEHALL WARD 01		A 94	34	85	42	35	92	43	95	78	47			163
	B	95	12	76	22	33	70	34	74	74	28			116
	C	160	46	113	83	48	148	57	160	113	84			238
	D	120	36	100	49	32	127	59	113	86	68			190
	E	143	45	120	63	44	138	68	134	110	73			224
	F	74	22	70	23	27	69	46	52	64	26			102
	G	115	39	94	55	42	108	44	112	77	69			168
		801	234	658	337	261	752	351	740	602	395			1201
WARD 02		A 154	44	128	64	50	148	72	130	121	78			217
	B	104	33	98	33	41	93	60	77	94	33			149
	C	144	26	118	42	43	121	70	110	117	59			204
	D	129	38	119	43	44	124	56	113	120	50			183
	E	141	25	98	53	50	116	57	119	80	78			189
	F	142	53	129	69	56	139	79	128	102	81			223
		814	219	690	304	284	741	394	677	634	379			1165
WARD 03		A 158	46	136	60	68	140	77	137	120	73			228
	B	162	48	146	60	56	156	84	134	127	69			239
	C	107	25	87	38	46	83	50	82	88	39			140
	D	144	39	116	61	59	130	67	123	101	70			204
	E	163	46	119	81	41	168	53	161	113	91			249
	F	181	66	166	77	65	185	84	179	114	115			278
	G	111	29	95	39	46	96	57	90	91	46			169
	H	122	21	92	43	36	105	60	91	94	48			159
		1148	320	957	459	417	1063	532	997	848	551			1666
WARD 04		A 175	48	147	65	72	153	90	137	131	82			242
	B	135	46	109	63	49	130	65	119	90	78			199
	C	79	18	72	22	27	70	49	52	59	35			108
	D	140	44	126	56	59	129	67	126	108	73			215
	E	170	36	147	49	58	147	99	117	125	75			223
	F	126	31	103	42	37	114	60	102	102	37			174
	G	60	12	59	12	25	49	40	37	49	17			81
		885	235	763	309	327	792	470	690	664	397			1242

\*\* RECAP \*\*

STATE QUESTION . . . . . FRANKLIN COUNTY

COLUMBUS	* ** * * ***		**** * ** *		**** * ** *		PROPOSED SALES AND USE TAX		PROPOSED TAX LEVY		TOTAL VOTE
	***		****		****		-4- CONVENTION FACILITY		-5- MENTAL RETARDATION		**** *** *
	YES	NO	YES	NO	YES	NO	YES	NO	FOR	AGAINST	
WARD 01	725	228	661	330	272	726	340	661	571	389	1103
WARD 02	1379	400	1350	440	571	1283	985	904	1257	553	1983
WARD 03	1009	346	956	413	395	997	598	844	849	500	1602
WARD 04	616	209	664	220	277	646	587	393	620	210	1207
WARD 05	794	243	854	282	368	794	695	546	847	257	1568
WARD 06	1254	420	1378	501	594	1287	1157	929	1448	438	2547
WARD 07	844	309	982	320	435	901	915	552	1009	262	2065
WARD 08	864	216	871	204	411	705	668	472	809	251	1257
WARD 09	440	202	407	243	182	498	256	426	372	261	766
WARD 10	2218	453	2027	541	908	1759	1480	1296	1741	891	2904
WARD 11	1369	495	1266	586	490	1432	635	1309	980	885	2068
WARD 12	508	157	542	154	255	454	389	353	531	150	856
WARD 13	616	175	693	204	314	588	609	373	629	195	1380
WARD 14	953	233	931	237	412	793	665	588	905	259	1338
WARD 15	470	99	421	120	187	377	267	308	386	160	597
WARD 16	759	197	774	170	319	653	438	548	772	190	1018
WARD 17	916	331	1068	382	384	1096	886	695	967	354	2019
WARD 18	1423	351	1362	366	600	1205	714	1122	1323	454	1917
WARD 19	2983	803	2809	859	1266	2531	1542	2359	2548	1221	4030
WARD 20	3022	716	2759	858	1247	2492	1608	2236	2423	1271	3981
WARD 21	2185	568	2063	626	910	1863	1110	1709	1777	931	2920
WARD 22	2576	773	2295	980	889	2483	1168	2295	1810	1492	3579
WARD 23	1043	363	948	458	363	1067	528	943	858	521	1579
WARD 24	1126	379	995	528	403	1138	569	1026	901	613	1705
WARD 25	1623	505	1737	619	610	1711	1307	1117	1599	586	3025

\*\* RECAP \*\*

STATE QUESTION . . . . . FRANKLIN COUNTY

COLUMBUS	* ** * * ***		**** * ** *		**** * ** *		PROPOSED SALES AND USE TAX		PROPOSED TAX LEVY		TOTAL VOTE
	***		****		****		-4- CONVENTION FACILITY		-5- MENTAL RETARDATION		**** *** *
	YES	NO	YES	NO	YES	NO	YES	NO	FOR	AGAINST	
WARD 26	746	243	721	249	266	702	549	524	672	241	1235
WARD 27	1770	449	1628	537	664	1590	1029	1266	1465	725	2451
WARD 28	1882	494	1736	665	637	1834	1304	1288	1549	782	2829
WARD 29	648	301	592	357	264	721	364	649	450	450	1135
WARD 30	1515	393	1347	509	504	1412	806	1149	1063	799	2006
WARD 31	969	361	889	462	396	1007	606	853	792	539	1621
WARD 32	1154	355	1015	469	385	1153	602	977	817	659	1670
WARD 33	1502	341	1453	337	571	1288	910	1022	1426	425	2014
WARD 34	1649	427	1450	572	540	1549	878	1249	1200	833	2209
WARD 35	1036	321	1093	394	393	1122	900	735	993	398	1907
WARD 36	924	313	772	437	337	914	453	819	638	599	1322
WARD 37	624	196	546	267	277	559	343	526	480	324	987
WARD 38	581	252	550	291	209	661	321	564	434	355	969
WARD 39	471	119	478	116	189	421	280	335	449	141	644
WARD 40	404	106	408	86	150	369	265	269	412	97	558
WARD 41	377	91	391	75	172	289	266	221	364	101	507
WARD 42	906	272	783	351	320	858	528	698	732	443	1279
WARD 43	1339	432	1154	583	447	1347	642	1192	975	747	1922
WARD 44	1716	370	1550	492	617	1472	1023	1129	1409	629	2293
WARD 45	1506	311	1302	464	510	1286	823	1047	1116	661	1916
WARD 46	1884	394	1759	493	663	1626	1133	1232	1435	816	2436
WARD 47	1700	521	1515	670	580	1663	887	1423	1330	879	2459
WARD 48	1340	370	1216	479	456	1298	841	984	1066	615	1954
WARD 49	756	306	606	441	253	823	362	747	542	514	1164
WARD 50	755	269	810	301	264	872	629	584	743	301	1387

\*\* RECAP \*\* (A MAJORITY AFFIRMATIVE VOTE IS NECESSARY FOR PASSAGE FOR EACH OF THE FOLLOWING QUESTIONS)  
 (REFER TO FULL TEXT OF QUESTIONS PRINTED ABOVE)

STATE QUESTION FRANKLIN COUNTY

	* ** * ***		**** ** *		**** ** *		PROPOSED SALES AND USE TAX		PROPOSED TAX LEVY		TOTAL VOTE **** *
	***		****		****		-4- CONVENTION FACILITY		-5- MENTAL RETARDATION		
	YES	NO	YES	NO	YES	NO	YES	NO	FOR	AGAINST	
COLUMBUS											
WARD 51	755	340	813	414	282	967	635	655	718	424	1513
WARD 52	1984	525	1775	654	679	1845	1113	1473	1597	890	2697
WARD 53	2960	586	2592	828	980	2543	1702	1952	2169	1304	3758
WARD 54	1510	341	1307	487	525	1305	852	1061	1103	691	1978
WARD 55	633	199	742	191	302	646	637	374	707	195	1245
WARD 56	1622	413	1479	569	591	1501	1251	1010	1448	572	2559
WARD 57	1067	320	1034	401	408	1065	630	881	872	557	1581
WARD 58	1494	466	1294	606	483	1485	803	1235	1084	832	2113
WARD 59	1297	305	1267	299	493	1119	878	788	1127	474	1706
WARD 60	3163	449	2832	577	1264	2301	2120	1603	2487	1052	3831
WARD 61	823	168	741	228	285	707	471	562	648	333	1075
WARD 62	1641	327	1572	404	588	1436	1080	1016	1301	707	2155
WARD 63	1570	333	1458	373	648	1264	1055	929	1242	601	2032
WARD 64	1382	262	1294	272	577	1041	940	742	1138	433	1757
WARD 65	2931	400	2569	526	1151	2068	1925	1440	2266	927	3467
WARD 66	1070	210	991	247	357	923	648	657	831	403	1360
WARD 67	1200	253	1059	334	432	1015	693	796	907	513	1550
WARD 68	666	173	604	212	231	603	374	495	506	320	899
	87637	23248	82000	28360	33402	80149	54667	63155	72635	37595	127164

\*\* RECAP \*\* (A MAJORITY AFFIRMATIVE VOTE IS NECESSARY FOR PASSAGE FOR EACH OF THE FOLLOWING QUESTIONS)  
 (REFER TO FULL TEXT OF QUESTIONS PRINTED ABOVE)

STATE QUESTION FRANKLIN COUNTY

	* ** * ***		**** ** *		**** ** *		PROPOSED SALES AND USE TAX		PROPOSED TAX LEVY		TOTAL VOTE **** *
	***		****		****		-4- CONVENTION FACILITY		-5- MENTAL RETARDATION		
	YES	NO	YES	NO	YES	NO	YES	NO	FOR	AGAINST	
-TOWNSHIPS-											
BEXLEY	3690	767	3481	779	1907	2564	2564	2066	3423	1045	4817
BLENDON TWP	3690	767	3481	779	1907	2564	2564	2066	3423	1045	4817
BLENDON	1751	382	1489	560	633	1486	900	1273	1257	845	2243
MINERVA PK	527	124	482	146	218	425	266	414	372	285	708
BROWN TWP	527	124	482	146	218	425	266	414	372	285	708
BROWN	438	110	357	159	136	392	172	382	222	278	577
CLINTON TWP	438	110	357	159	136	392	172	382	222	278	577
CLINTON	725	267	618	350	284	734	317	721	530	465	1101
FRANKLIN TWP	725	267	618	350	284	734	317	721	530	465	1101
FRANKLIN	1535	618	1220	859	559	1595	666	1577	1017	1138	2381
VALLEYVIEW	138	58	120	74	54	144	59	148	92	104	220
GRANDVIEW H.	2050	529	1894	566	934	1650	1187	1489	1845	740	2804
HAMILTON TWP	2050	529	1894	566	934	1650	1187	1489	1845	740	2804
HAMILTON	931	351	752	505	287	1026	413	956	695	642	1478
LOCKBOURNE	40	36	35	38	17	61	11	65	28	46	96
OBETZ	477	238	384	319	172	569	189	580	330	395	902
	477	238	384	319	172	569	189	580	330	395	902

\*\* RECAP \*\* (A MAJORITY AFFIRMATIVE VOTE IS NECESSARY FOR PASSAGE FOR EACH OF THE FOLLOWING QUESTIONS) (REFER TO FULL TEXT OF QUESTIONS PRINTED ABOVE)

-TOWNSHIPS-	STATE QUESTION . . . . . FRANKLIN COUNTY										
			****		****		PROPOSED SALES AND USE TAX		PROPOSED TAX LEVY		TOTAL VOTE
	YES	NO	YES	NO	YES	NO	-4- CONVENTION FACILITY		-5- MENTAL RETARDATION		****
						YES	NO	FOR	AGAINST	*	
JACKSON TWP											
JACKSON	988	300	777	462	331	939	415	909	531	721	1383
GROVE CITY	988	300	777	462	331	939	415	909	531	721	1383
WARD 01	671	237	574	298	248	654	315	621	452	457	1012
WARD 02	993	289	820	399	344	930	469	865	672	596	1392
WARD 03	1088	291	886	409	408	959	547	892	640	727	1507
WARD 04	977	266	790	382	354	850	448	823	617	602	1322
	3729	1083	3070	1488	1354	3393	1779	3201	2381	2382	5233
URBANCREST	94	45	92	50	54	88	83	78	138	27	230
	94	45	92	50	54	88	83	78	138	27	230
JEFFERSON TOWNSHIP											
JEFFERSON	933	222	824	359	362	846	429	816	629	579	1279
MADISON TWP	933	222	824	359	362	846	429	816	629	579	1279
MADISON	2293	607	1737	1030	805	2030	1016	1962	1546	1339	3112
CANAL	2293	607	1737	1030	805	2030	1016	1962	1546	1339	3112
WINCHESTER	579	147	482	214	199	502	221	523	380	337	801
	579	147	482	214	199	502	221	523	380	337	801
GROVEPORT	582	157	454	245	179	546	216	544	395	333	805
	582	157	454	245	179	546	216	544	395	333	805
MARBLE CLIFF	222	45	211	55	97	178	132	147	183	89	299
	222	45	211	55	97	178	132	147	183	89	299

\*\* RECAP \*\* (A MAJORITY AFFIRMATIVE VOTE IS NECESSARY FOR PASSAGE FOR EACH OF THE FOLLOWING QUESTIONS) (REFER TO FULL TEXT OF QUESTIONS PRINTED ABOVE)

-TOWNSHIPS-	STATE QUESTION . . . . . FRANKLIN COUNTY										
			****		****		PROPOSED SALES AND USE TAX		PROPOSED TAX LEVY		TOTAL VOTE
	YES	NO	YES	NO	YES	NO	-4- CONVENTION FACILITY		-5- MENTAL RETARDATION		****
						YES	NO	FOR	AGAINST	*	
MIFFLIN TWP											
MIFFLIN	407	139	355	183	165	380	210	362	322	235	612
GAHANNA	407	139	355	183	165	380	210	362	322	235	612
WARD 01	1010	265	837	375	366	880	437	858	740	523	1380
WARD 02	899	207	695	286	330	762	470	670	630	466	1167
WARD 03	1068	237	877	341	396	868	525	803	753	509	1391
WARD 04	1299	224	1069	363	505	983	711	848	943	563	1617
	4276	933	3478	1365	1597	3493	2143	3179	3066	2061	5555
NORWICH TWP											
NORWICH	1210	319	1063	408	524	987	614	935	867	612	1584
HILLIARD	1210	319	1063	408	524	987	614	935	867	612	1584
WARD 01	356	108	276	172	123	335	140	341	240	223	494
WARD 02	392	104	323	140	153	339	171	340	285	205	527
WARD 03	334	100	271	143	124	302	138	300	252	175	460
WARD 04	467	119	375	187	173	406	167	425	326	244	612
	1549	431	1245	642	573	1382	616	1406	1103	847	2093
PERRY TWP											
PERRY	1451	297	1291	380	566	1158	899	893	1034	650	1855
PLAIN TWP	1451	297	1291	380	566	1158	899	893	1034	650	1855
PLAIN	910	294	731	422	296	901	379	872	598	605	1289
	910	294	731	422	296	901	379	872	598	605	1289
NEW ALBANY	84	39	73	48	28	97	34	103	62	58	138
	84	39	73	48	28	97	34	103	62	58	138

\*\* RECAP \*\*

-TOWNSHIPS-

STATE QUESTION

FRANKLIN COUNTY

	* ** * * ***		**** * ** * ****		**** * ** * ****		PROPOSED SALES AND USE TAX		PROPOSED TAX LEVY		TOTAL VOTE
							-4- CONVENTION FACILITY		-5- MENTAL RETARDATION		
	YES	NO	YES	NO	YES	NO	YES	NO	FOR	AGAINST	
PLEASANT TWP											
PLEASANT	1256	340	942	580	417	1154	509	1120	726	851	1686
HARRISBURG	71	22	60	29	22	70	40	56	47	49	108
PRAIRIE TWP											
PRAIRIE	2717	763	2212	1161	906	2576	1238	2351	1746	1573	3740
SHARON TWP											
SHARON	682	160	617	221	300	568	344	549	540	341	926
RIVERLEA	213	43	172	70	84	167	120	140	190	65	266
WORTHINGTON											
WARD 01	1269	268	1177	277	542	980	760	796	1118	398	1614
WARD 02	1062	208	956	241	457	809	587	729	1003	276	1365
WARD 03	1522	270	1356	337	616	1139	909	912	1264	496	1879
WARD 04	1150	249	1024	309	462	919	635	787	986	388	1476
TRURO TWP											
TRURO	5003	995	4513	1164	2077	3847	2891	3224	4371	1558	6334
REYNOLDSBURG											
WARD 01	312	71	244	124	105	275	162	227	204	172	412
WARD 02	885	224	749	325	309	811	396	767	627	482	1201
WARD 03	901	248	815	297	326	834	439	763	659	476	1234
WARD 04	754	164	665	218	243	669	369	572	539	353	974
	3849	863	3310	1211	1328	3374	1971	2892	2754	1900	5038

\*\* RECAP \*\*

-TOWNSHIPS-

STATE QUESTION

FRANKLIN COUNTY

	* ** * * ***		**** * ** * ****		**** * ** * ****		PROPOSED SALES AND USE TAX		PROPOSED TAX LEVY		TOTAL VOTE
							-4- CONVENTION FACILITY		-5- MENTAL RETARDATION		
	YES	NO	YES	NO	YES	NO	YES	NO	FOR	AGAINST	
UPPER ARLINGTON											
WARD 01	2059	383	1901	404	980	1468	1323	1204	1817	630	2633
WARD 02	1711	400	1549	464	796	1319	1006	1161	1469	598	2240
WARD 03	1859	372	1676	452	780	1440	1055	1253	1531	686	2368
WARD 04	1910	373	1681	487	758	1498	1037	1291	1563	703	2389
WARD 05	2176	435	1955	527	912	1671	1315	1373	1801	794	2770
WARD 06	2322	493	2209	587	1090	1697	1610	1375	1870	909	3078
WASHINGTON TOWNSHIP	12037	2456	10971	2921	5316	9093	7346	7657	10051	4320	15478
DUBLIN											
WARD 01	437	107	349	185	161	387	190	371	282	243	583
WARD 02	313	100	290	118	110	306	168	265	221	192	447
WARD 03	556	115	505	123	246	416	354	336	443	214	715
WARD 04	140	28	124	32	70	89	92	72	98	62	171
WARD 05	1122	164	1011	230	518	756	739	587	817	456	1360
WESTERVILLE											
WARD 01	2131	407	1930	503	944	1567	1353	1260	1579	924	2693
WARD 02	1080	219	953	342	388	953	552	819	841	484	1413
WARD 03	1454	214	1235	337	564	1070	904	797	966	618	1739
WARD 04	801	132	665	227	312	625	396	558	559	347	979
WARD 05	1070	197	927	271	420	832	630	651	705	476	1316
WHITEHALL											
WARD 01	1279	284	1050	413	447	1092	601	973	956	578	1645
WARD 02	5684	1046	4830	1590	2131	4572	3083	3798	4027	2503	7092
WARD 03	801	234	658	337	261	752	351	740	602	395	1201
WARD 04	814	219	690	304	284	741	394	677	634	379	1165
WARD 05	1148	320	957	459	417	1063	532	997	848	551	1666
WARD 06	885	235	763	309	327	792	470	690	664	397	1242
	3648	1008	3068	1409	1289	3348	1747	3104	2748	1722	5274



\*\* RECAP \*\*

(A MAJORITY AFFIRMATIVE VOTE IS NECESSARY FOR PASSAGE FOR EACH OF THE FOLLOWING QUESTIONS)  
(REFER TO FULL TEXT OF QUESTIONS PRINTED ABOVE)

STATE QUESTION

FRANKLIN COUNTY

	* ** * ***		**** * ****		**** * ****		PROPOSED SALES AND USE TAX		PROPOSED TAX LEVY		TOTAL VOTE **** *
	YES	NO	YES	NO	YES	NO	YES	NO	FOR	AGAINST	
TOTALS...											
COLUMBUS	87637	23248	82000	28360	33402	80149	54667	63155	72635	37595	127164
TOWNSHIPS	69649	16819	59933	22874	27411	58564	36924	52350	52311	33079	93225
ABSENTEE	6196	1585	5692	1900	2087	5518	2515	5322	3754	4006	8378
GRAND TOTAL	163482	41652	147625	53134	62900	144231	94106	120827	128700	74680	228767

FRANKLIN COUNTY MUNICIPAL COURT

	JUDGE FULL TERM COMMENCING JAN 1 1988 (VOTE FOR 1)	JUDGE FULL TERM COMMENCING JAN 2 1988 (VOTE FOR 1)	JUDGE FULL TERM COMMENCING JAN 3 1988 (VOTE FOR 1)	JUDGE UNEXPIRED TERM ENDING DEC 31 1991 (VOTE FOR 1)	CLERK OF COURT (VOTE FOR 1)		TOTAL VOTE **** *** *
					W L I A M	D L S O A	
COLUMBUS WARD 01							
A	47	42	51	36	59	25	98
B	75	74	74	89	93	46	189
C	46	50	47	46	54	31	104
D	45	55	48	47	60	29	109
E	80	78	76	60	92	33	165
F	50	54	32	52	53	27	106
G	42	52	43	48	50	29	105
H	65	66	51	49	69	23	110
I	44	43	57	34	51	31	117
	494	514	479	461	581	274	1103
WARD 02							
A	49	59	93	43	83	18	147
B	79	82	69	66	70	48	153
C	66	76	78	68	89	40	166
D	83	89	117	58	107	43	211
E	97	89	124	49	96	45	194
F	48	56	72	38	70	25	127
G	106	103	103	81	102	61	204
H	54	59	56	41	57	27	105
I	47	49	34	61	43	32	105
J	78	78	78	68	80	46	166
K	64	65	69	49	82	21	127
L	70	70	68	54	67	39	145
M	60	63	65	47	61	30	133
	901	938	1026	723	1007	475	1983
WARD 03							
A	33	60	106	13	59	24	127
B	63	81	100	58	87	29	176
C	58	77	97	52	86	36	171
D	34	64	113	18	66	18	140
E	103	114	86	115	100	78	236
F	55	58	51	46	54	37	109
G	76	93	118	53	90	51	194
H	51	81	101	40	76	30	153
I	42	63	106	30	66	26	145
J	77	82	61	74	65	53	151
	592	773	939	499	749	382	1602
WARD 04							
A	23	40	98	5	65	10	115
B	31	41	63	19	48	14	91
C	30	52	96	13	58	17	117
D	31	53	111	16	64	21	136
E	26	57	148	5	107	11	168
F	8	37	96	3	59	3	104
G	14	28	70	9	52	7	85
H	24	56	113	8	53	20	129
I	8	22	78	2	53	7	84
J	30	73	161	13	98	16	178
	225	459	1034	93	657	126	1207

FRANKLIN COUNTY MUNICIPAL COURT

JUDGE FULL TERM COMMENCING JAN 1 1988 (VOTE FOR 1)    JUDGE FULL TERM COMMENCING JAN 2 1988 (VOTE FOR 1)    JUDGE FULL TERM COMMENCING JAN 3 1988 (VOTE FOR 1)    JUDGE UNEXPIRED TERM ENDING DEC 31 1991 (VOTE FOR 1)    CLERK OF COURT (VOTE FOR 1)

R S I H E H A R R D D    J P A M A E R S O N A N    J J A N C E K S O N E N    E M O R D W A G A N R D N    T M H O R M A I N S A N    S R O B E R T W A R T S    W D L H I A W L S O N I A M O R R E T A

TOTAL VOTE  
\*\*\*\*  
\*\*\*  
\*

COLUMBUS WARD 05

A	22	63	139	7	82	12	7	133	154
B	39	87	182	17	90	23	20	167	208
C	21	62	159	4	89	13	10	149	173
D	23	47	118	6	57	14	8	102	136
E	23	54	134	6	67	17	11	119	143
F	26	54	174	2	104	14	8	155	189
G	26	71	137	8	67	14	12	128	154
H	25	47	114	4	69	10	12	98	128
I	27	57	146	9	78	8	11	135	162
J	18	43	112	4	68	9	12	99	121
	250	585	1415	67	771	134	111	1285	1568

WARD 06

A	49	84	160	21	79	34	26	155	197
B	29	76	149	8	77	17	10	141	169
C	11	42	107	6	53	9	8	96	124
D	17	51	112	3	52	10	8	100	123
E	32	72	132	20	73	17	28	109	159
F	33	33	57	5	33	7	10	52	69
G	27	82	170	5	104	8	12	153	183
H	19	73	193	2	96	11	9	175	206
I	35	95	186	8	67	25	22	163	205
J	55	80	190	11	90	15	17	164	215
K	32	77	180	5	67	21	13	152	193
L	26	71	112	6	75	8	10	111	141
M	24	79	157	6	85	8	7	149	171
N	33	73	141	5	69	12	14	135	163
O	39	106	209	8	101	14	17	188	229
	441	1094	2255	119	1121	216	211	2043	2547

WARD 07

A	23	30	104	4	67	5	12	93	116
B	49	69	158	17	85	21	23	141	183
C	27	61	155	5	84	13	15	138	174
D	9	34	86	3	38	5	7	73	92
E	15	26	82	7	50	7	6	80	95
F	31	60	154	11	84	19	12	137	178
G	25	44	129	6	59	10	12	112	145
H	15	40	115	4	66	4	12	106	128
I	21	49	90	5	43	13	28	77	105
J	14	40	128	3	67	8	8	107	136
K	15	52	135	5	79	4	10	117	157
L	18	52	182	4	73	23	13	161	199
M	18	60	127	3	67	6	8	120	141
N	26	56	121	5	71	12	12	117	138
O	19	37	67	4	29	14	3	65	78
	325	710	1833	86	962	164	173	1644	2065

FRANKLIN COUNTY MUNICIPAL COURT

JUDGE FULL TERM COMMENCING JAN 1 1988 (VOTE FOR 1)    JUDGE FULL TERM COMMENCING JAN 2 1988 (VOTE FOR 1)    JUDGE FULL TERM COMMENCING JAN 3 1988 (VOTE FOR 1)    JUDGE UNEXPIRED TERM ENDING DEC 31 1991 (VOTE FOR 1)    CLERK OF COURT (VOTE FOR 1)

R S I H E H A R R D D    J P A M A E R S O N A N    J J A N C E K S O N E N    E M O R D W A G A N R D N    T M H O R M A I N S A N    S R O B E R T W A R T S    W D L H I A W L S O N I A M O R R E T A

TOTAL VOTE  
\*\*\*\*  
\*\*\*  
\*

COLUMBUS WARD 08

A	14	21	28	8	19	10	10	24	38
B	56	70	113	55	117	37	61	111	208
C	50	55	60	32	63	19	41	47	106
D	91	93	146	41	111	34	76	87	196
E	59	54	76	30	55	26	52	43	116
F	5	11	24	8	16	6	6	24	32
G	65	68	80	39	55	35	48	64	131
H	55	75	91	55	77	34	63	85	175
I	4	12	44	2	29	2	3	42	49
J	84	92	117	58	105	41	82	81	206
	483	551	779	328	647	244	442	608	1257

WARD 09

A	37	38	47	27	41	28	39	37	86
B	40	43	19	47	35	27	40	32	88
C	24	29	49	19	41	14	26	40	84
D	48	51	62	39	65	21	39	64	122
E	41	42	56	21	47	24	32	43	96
F	44	57	60	43	64	28	60	44	129
G	34	43	39	33	25	33	38	29	90
H	29	29	32	25	34	14	37	30	71
	297	332	364	254	352	189	311	319	766

WARD 10

A	114	107	87	104	94	63	121	65	225
B	119	120	125	82	109	63	122	72	233
C	48	73	170	16	88	26	24	143	200
D	28	48	101	15	65	15	21	88	128
E	35	41	46	30	46	21	35	45	89
F	53	64	93	30	70	22	39	82	138
G	123	145	110	105	119	58	124	81	263
H	61	59	64	43	65	28	54	50	129
I	81	77	52	65	61	34	71	38	139
J	111	108	85	72	83	59	99	53	181
K	117	125	76	90	76	73	101	61	199
L	125	131	90	102	81	71	115	69	244
M	176	176	124	144	140	84	155	85	323
N	69	76	66	48	55	37	70	38	138
O	83	72	75	52	71	34	66	51	148
P	74	77	65	42	58	33	57	40	127
	1417	1509	1429	1040	1281	721	1274	1061	2904







FRANKLIN COUNTY MUNICIPAL COURT

Table with columns for Judge Full Term (Jan 1, 2, 3 1988), Judge Unexpired Term (Dec 31 1991), and Clerk of Court. Rows include Columbus Ward 30, 31, and 32 with candidate letters A-L and total vote counts.

FRANKLIN COUNTY MUNICIPAL COURT

Table with columns for Judge Full Term (Jan 1, 2, 3 1988), Judge Unexpired Term (Dec 31 1991), and Clerk of Court. Rows include Columbus Ward 33, 34, and 35 with candidate letters A-L and total vote counts.







FRANKLIN COUNTY MUNICIPAL COURT

JUDGE FULL TERM COMMENCING JAN 1 1988 (VOTE FOR 1)
JUDGE FULL TERM COMMENCING JAN 2 1988 (VOTE FOR 1)
JUDGE FULL TERM COMMENCING JAN 3 1988 (VOTE FOR 1)
JUDGE UNEXPIRED TERM ENDING DEC 31 1991 (VOTE FOR 1)
CLERK OF COURT (VOTE FOR 1)

Table with columns for candidates (RICE, HAROLD, SHERMAN, PEASE, JAMES, JAMES, EMMETT, THOMAS, SROB, WELLS, LAWSON, HEARD, LORRETT) and rows for wards (WARD 51, WARD 52, WARD 53) with 'TOTAL VOTE' column.

FRANKLIN COUNTY MUNICIPAL COURT

JUDGE FULL TERM COMMENCING JAN 1 1988 (VOTE FOR 1)
JUDGE FULL TERM COMMENCING JAN 2 1988 (VOTE FOR 1)
JUDGE FULL TERM COMMENCING JAN 3 1988 (VOTE FOR 1)
JUDGE UNEXPIRED TERM ENDING DEC 31 1991 (VOTE FOR 1)
CLERK OF COURT (VOTE FOR 1)

Table with columns for candidates (RICE, HAROLD, SHERMAN, PEASE, JAMES, JAMES, EMMETT, THOMAS, SROB, WELLS, LAWSON, HEARD, LORRETT) and rows for wards (WARD 54, WARD 55, WARD 56) with 'TOTAL VOTE' column.



FRANKLIN COUNTY MUNICIPAL COURT

Table with columns for JUDGE FULL TERM COMMENCING JAN 1 1988 (VOTE FOR 1), JUDGE FULL TERM COMMENCING JAN 2 1988 (VOTE FOR 1), JUDGE FULL TERM COMMENCING JAN 3 1988 (VOTE FOR 1), JUDGE UNEXPIRED TERM ENDING DEC 31 1991 (VOTE FOR 1), CLERK OF COURT (VOTE FOR 1), and TOTAL VOTE. Rows include wards 63, 64, and 65 with candidates A through Q.

FRANKLIN COUNTY MUNICIPAL COURT

Table with columns for JUDGE FULL TERM COMMENCING JAN 1 1988 (VOTE FOR 1), JUDGE FULL TERM COMMENCING JAN 2 1988 (VOTE FOR 1), JUDGE FULL TERM COMMENCING JAN 3 1988 (VOTE FOR 1), JUDGE UNEXPIRED TERM ENDING DEC 31 1991 (VOTE FOR 1), CLERK OF COURT (VOTE FOR 1), and TOTAL VOTE. Rows include wards 66, 67, and 68 with candidates A through G.



FRANKLIN COUNTY MUNICIPAL COURT

-TOWNSHIPS-

JUDGE FULL TERM COMMENCING JAN 1 1988 (VOTE FOR 1) JUDGE FULL TERM COMMENCING JAN 2 1988 (VOTE FOR 1) JUDGE FULL TERM COMMENCING JAN 3 1988 (VOTE FOR 1) JUDGE UNEXPIRED TERM ENDING DEC 31 1991 (VOTE FOR 1) CLERK OF COURT (VOTE FOR 1)

R S I H C E H W A R D D J P E A M A E R S S O A N J J A A N C E K T S O E N E M D O R W R A G R A N T M H A O R M T A I S N S R O T O E B W D I A L W L S O I A N L H O R A E R D T A

TOTAL VOTE

\*\*\*\*\*

\*\*\*

\*

Township	Judge 1	Judge 2	Judge 3	Judge 4	Clerk	Total			
GRANDVIEW H.	138	136	140	96	105	85	139	82	278
HAMILTON TWP	1364	1442	1304	986	1183	719	1367	852	2804
LOCKBOURNE	661	744	507	652	588	417	706	441	1478
OBETZ	341	358	365	303	371	204	397	280	902
JACKSON TWP	696	674	535	578	583	369	703	425	1383

FRANKLIN COUNTY MUNICIPAL COURT

-TOWNSHIPS-

JUDGE FULL TERM COMMENCING JAN 1 1988 (VOTE FOR 1) JUDGE FULL TERM COMMENCING JAN 2 1988 (VOTE FOR 1) JUDGE FULL TERM COMMENCING JAN 3 1988 (VOTE FOR 1) JUDGE UNEXPIRED TERM ENDING DEC 31 1991 (VOTE FOR 1) CLERK OF COURT (VOTE FOR 1)

R S I H C E H W A R D D J P E A M A E R S S O A N J J A A N C E K T S O E N E M D O R W R A G R A N T M H A O R M T A I S N S R O T O E B W D I A L W L S O I A N L H O R A E R D T A

TOTAL VOTE

\*\*\*\*\*

\*\*\*

\*

Township	Judge 1	Judge 2	Judge 3	Judge 4	Clerk	Total			
GROVE CITY WARD 01	120	132	83	113	107	65	100	92	253
WARD 02	711	705	555	584	612	369	676	418	1392
WARD 03	756	774	626	610	601	405	774	412	1507
WARD 04	659	658	530	545	552	356	633	406	1322
URBANCREST	43	81	190	7	71	29	20	150	230
JEFFERSON TOWNSHIP	43	81	190	7	71	29	20	150	230
JEFFERSON	707	734	455	596	523	391	679	366	1279









FRANKLIN COUNTY MUNICIPAL COURT

-TOWNSHIPS-	JUDGE FULL TERM COMMENCING JAN 1 1988 (VOTE FOR 1)	JUDGE FULL TERM COMMENCING JAN 2 1988 (VOTE FOR 1)	JUDGE FULL TERM COMMENCING JAN 3 1988 (VOTE FOR 1)	JUDGE UNEXPIRED TERM ENDING DEC 31 1991 (VOTE FOR 1)		CLERK OF COURT (VOTE FOR 1)		TOTAL VOTE	
				T M S	H A R	W D L	L H A		
				A S R	A I S	I A L	O R E		
	R S I H C E H W A R R D D D	J P A E M A E R S S O A N	J J A A N C E K T S O E N	E M D O W R A G R A D N	T M H A O R M T A I S N	S R O B E B W E R T A R T S	W D I A L W L S I O A N M	L H O R A E R D T A	***** *** *
UPPER ARLINGTON WARD 01	125 139 150 127 84 138 105 123 143 55 128 105	125 131 144 131 75 141 103 107 135 49 123 103	126 92 95 96 62 85 84 76 107 42 91 68	96 105 125 97 75 138 84 90 104 54 108 77	89 90 101 86 53 90 78 89 94 26 86 61	72 86 88 26 37 89 59 70 81 58 86 66	115 133 138 113 83 138 110 111 131 52 132 93	86 55 64 71 48 65 48 46 61 37 54 41	276 232 249 230 166 259 204 207 264 123 242 181 2633
WARD 02	112 133 122 116 130 132 92 152 103 120 120	107 132 115 110 133 119 94 136 102 106 110	69 85 63 65 67 70 72 102 59 63 85	100 102 99 93 124 107 70 119 92 103 93	84 65 70 64 69 71 44 84 62 72 89	62 86 79 70 96 87 70 84 78 85 59	106 116 109 105 141 119 81 150 100 137 99	49 49 43 44 41 47 52 68 49 35 52	200 213 185 193 214 207 163 275 175 202 213 2240
WARD 03	174 180 137 137 114 135 103 114 164 126	163 171 129 130 109 126 103 109 148 121	114 121 92 94 71 78 56 79 67 76	131 142 101 128 91 104 74 102 132 108	105 135 90 93 79 80 59 76 85 80	96 97 84 90 68 91 61 82 103 88	153 188 144 152 92 129 93 117 160 127	65 54 54 60 62 54 39 50 39 57	296 318 241 257 196 218 164 213 233 232 2368

FRANKLIN COUNTY MUNICIPAL COURT

-TOWNSHIPS-	JUDGE FULL TERM COMMENCING JAN 1 1988 (VOTE FOR 1)	JUDGE FULL TERM COMMENCING JAN 2 1988 (VOTE FOR 1)	JUDGE FULL TERM COMMENCING JAN 3 1988 (VOTE FOR 1)	JUDGE UNEXPIRED TERM ENDING DEC 31 1991 (VOTE FOR 1)		CLERK OF COURT (VOTE FOR 1)		TOTAL VOTE	
				T M S	H A R	W D L	L H A		
				A S R	A I S	I A L	O R E		
UPPER ARLINGTON WARD 04	109 111 168 117 113 128 96 177 134 131 71	108 111 154 121 108 142 81 169 129 116 72	93 72 115 88 76 95 48 91 85 67 56	79 101 130 97 85 109 81 134 114 106 61	73 73 109 92 77 92 51 91 87 72 47	63 78 90 66 37 91 61 114 91 88 50	90 125 157 121 92 129 95 170 131 140 72	66 39 74 64 62 72 28 54 62 35 35	208 215 299 230 190 248 157 269 239 198 136 2389
WARD 05	95 121 159 139 177 191 188 185 151 165 114	102 112 151 129 165 171 187 184 150 161 109	72 52 79 65 101 97 114 102 90 91 53	79 104 155 121 135 163 143 161 113 131 108	61 58 86 61 98 126 112 98 73 97 60	69 84 128 107 120 106 112 113 106 93 87	91 121 159 136 171 176 179 185 145 151 115	51 34 67 48 66 63 68 63 56 62 40	195 187 273 214 275 306 312 311 237 275 185 2770
WARD 06	177 159 190 94 152 142 110 186 161 147 187 122	162 152 184 97 149 139 106 186 147 144 182 121	108 74 86 62 82 81 62 105 92 78 98 59	142 141 181 73 116 105 92 162 122 135 154 109	114 70 117 63 81 81 74 105 81 89 108 63	103 119 122 55 101 80 63 138 96 100 108 85	176 170 202 89 132 134 110 197 150 162 181 117	71 46 60 43 54 53 37 59 56 49 60 39	299 273 320 176 230 217 182 342 277 250 316 196 3078







\*\* RECAP \*\*

FRANKLIN COUNTY MUNICIPAL COURT

-TOWNSHIPS-

JUDGE FULL TERM COMMENCING JAN 1 1988 (VOTE FOR 1) JUDGE FULL TERM COMMENCING JAN 2 1988 (VOTE FOR 1) JUDGE FULL TERM COMMENCING JAN 3 1988 (VOTE FOR 1) JUDGE UNEXPIRED TERM ENDING DEC 31 1991 (VOTE FOR 1) CLERK OF COURT (VOTE FOR 1)

R S I H C E H W A R R D D J P A E M A S S O A N J J A N C E K T S O E N E M D O R A G A R D A N T M H A O R M T A S I N S R O T E B W E E L S O N I A M W D L S O N L O E A R E R D T A

TOTAL VOTE

\*\*\*\*

\*\*\*

\*

Table with columns for Townships (BEXLEY, BLENDON TWP, etc.), Judges (S, W, V), Clerk of Court (M, A), and Total Vote. Includes sub-totals for each township.

\*\* RECAP \*\*

FRANKLIN COUNTY MUNICIPAL COURT

-TOWNSHIPS-

JUDGE FULL TERM COMMENCING JAN 1 1988 (VOTE FOR 1) JUDGE FULL TERM COMMENCING JAN 2 1988 (VOTE FOR 1) JUDGE FULL TERM COMMENCING JAN 3 1988 (VOTE FOR 1) JUDGE UNEXPIRED TERM ENDING DEC 31 1991 (VOTE FOR 1) CLERK OF COURT (VOTE FOR 1)

R S I H C E H W A R R D D J P A E M A S S O A N J J A N C E K T S O E N E M D O R A G A R D A N T M H A O R M T A S I N S R O T E B W E E L S O N I A M W D L S O N L O E A R E R D T A

TOTAL VOTE

\*\*\*\*

\*\*\*

\*

Table with columns for Townships (JACKSON TWP, GROVE CITY, etc.), Judges (S, W, V), Clerk of Court (M, A), and Total Vote. Includes sub-totals for each township.



\*\* RECAP \*\*  
-TOWNSHIPS-

F R A N K L I N C O U N T Y M U N I C I P A L C O U R T

	JUDGE FULL TERM COMMENCING JAN 1 1988 (VOTE FOR 1)	JUDGE FULL TERM COMMENCING JAN 2 1988 (VOTE FOR 1)	JUDGE FULL TERM COMMENCING JAN 3 1988 (VOTE FOR 1)	JUDGE UNEXPIRED TERM ENDING DEC 31 1991 (VOTE FOR 1)	CLERK OF COURT (VOTE FOR 1)		TOTAL VOTE		
	R S I H C E H A R R D D	J P A E M A E R S S O A N	J J A A N C E K T S O E N	E M D O R W A G A R D A N	T M H A O R M I A I S N	S R O B T E B E W E A R T S	W D I A L S I O N M	L H O R E R E D J T A	
	S		W	V					***** **
UPPER ARLINGTON									
WARD 01	1422	1367	1024	1153	943	888	1349	676	2633
WARD 02	1332	1264	800	1102	795	856	1263	529	2240
WARD 03	1384	1309	848	1113	882	860	1355	534	2368
WARD 04	1355	1311	886	1097	864	849	1322	591	2389
WARD 05	1685	1621	916	1413	930	1125	1629	618	2770
WARD 06	1827	1769	987	1532	1046	1170	1820	627	3078
WASHINGTON TOWNSHIP	9005	8641	5461	7410	5460	5748	8738	3575	15478
WASHINGTON	304	327	223	264	246	193	314	159	583
DUBLIN	304	327	223	264	246	193	314	159	583
WARD 01	234	244	161	196	154	138	242	113	447
WARD 02	372	370	278	270	262	180	319	193	715
WARD 03	96	95	47	79	56	42	89	29	171
WARD 04	718	714	520	537	544	347	630	376	1360
WESTERVILLE	1420	1423	1006	1082	1016	707	1280	711	2693
WARD 01	757	795	611	580	500	477	696	414	1413
WARD 02	978	994	703	734	565	567	859	467	1739
WARD 03	515	526	421	424	369	315	475	289	979
WARD 04	740	733	544	560	465	443	657	372	1316
WARD 05	906	894	702	691	595	579	817	512	1645
WHITEHALL	3896	3942	2981	2989	2494	2381	3504	2054	7092
WARD 01	557	571	486	478	468	368	579	375	1201
WARD 02	585	657	508	443	496	347	610	352	1165
WARD 03	861	933	668	712	657	548	863	490	1666
WARD 04	593	647	576	450	512	349	562	435	1242
	2596	2808	2238	2083	2133	1612	2614	1652	5274

\*\* RECAP \*\*

F R A N K L I N C O U N T Y M U N I C I P A L C O U R T

	JUDGE FULL TERM COMMENCING JAN 1 1988 (VOTE FOR 1)	JUDGE FULL TERM COMMENCING JAN 2 1988 (VOTE FOR 1)	JUDGE FULL TERM COMMENCING JAN 3 1988 (VOTE FOR 1)	JUDGE UNEXPIRED TERM ENDING DEC 31 1991 (VOTE FOR 1)	CLERK OF COURT (VOTE FOR 1)		TOTAL VOTE		
	R S I H C E H A R R D D	J P A E M A E R S S O A N	J J A A N C E K T S O E N	E M D O R W A G A R D A N	T M H A O R M I A I S N	S R O B T E B E W E A R T S	W D I A L S I O N M	L H O R E R E D J T A	
	S		W	V					***** **
TOTALS...									
COLUMBUS	55298	62710	67114	43162	55305	33088	51863	54273	127164
TOWNSHIPS	48486	49728	36809	39090	36452	28186	46950	26554	93225
ABSENTEE	5495	5579	3055	4156	3223	3554	4720	2634	8378
GRAND TOTAL	109279	118017	106978	86408	94980	64828	103533	83461	228767







CITY OF COLUMBUS

MAYOR (VOTE FOR 1) COUNCIL (VOTE FOR NOT MORE THAN FOUR)

Table with 11 columns: Mayor (G.A.R.T.) and Council members (J. R. Y., H. M. D., P. A. M., R. J. A., J. M. R., C. M. L., D. N. I., R. P. A., A. S. R.). Rows represent wards 15, 16, 17, and 18, with letters A through M indicating ballot positions. Includes 'TOTAL VOTE' column.

CITY OF COLUMBUS

MAYOR (VOTE FOR 1) COUNCIL (VOTE FOR NOT MORE THAN FOUR)

Table with 11 columns: Mayor (G.A.R.T.) and Council members (J. R. Y., H. M. D., P. A. M., R. J. A., J. M. R., C. M. L., D. N. I., R. P. A., A. S. R.). Rows represent wards 19 and 20, with letters A through U indicating ballot positions. Includes 'TOTAL VOTE' column.



CITY OF COLUMBUS

MAYOR  
(VOTE FOR 1)

COUNCIL  
(VOTE FOR NOT MORE THAN FOUR)

		D R A N N E A G A R T	J H E R R Y	P H A U L M E R T	R J O N E S	J M O H N N E Y	C H E N T L E S	D N I B E R T	R P A U K E N	A S H O E M A K E R	TOTAL VOIE
											**** *** *
COLUMBUS WARD 27		130 74 111 121 99 157 111 83 93 108 133 101 54 129 94	89 48 58 90 79 85 81 52 72 71 87 82 53 71 88	59 32 56 73 47 95 58 49 39 53 62 43 19 69 47	63 39 37 60 53 60 58 37 42 52 66 61 34 62 39	107 62 89 103 72 109 90 65 82 89 109 88 44 94 88	102 60 88 100 65 123 77 68 82 88 106 86 43 92 92	49 41 47 57 47 59 51 45 40 46 51 45 28 45 35	74 39 75 86 59 148 51 44 56 60 79 47 20 97 49	122 64 112 115 103 163 114 88 82 99 121 87 51 128 93	200 115 169 199 152 243 162 130 144 165 190 158 83 191 150 2451
WARD 28		82 115 96 62 140 116 116 141 146 119 129 149 138	145 226 97 49 113 104 193 198 102 225 228 170 58	16 17 50 37 56 58 23 66 71 28 14 65 83	69 115 49 30 69 61 79 114 58 126 74 108 64	119 165 94 46 132 117 168 178 134 163 198 145 109	112 156 94 57 107 104 150 165 122 176 187 148 122	81 84 52 33 71 61 120 110 67 94 138 77 64	14 22 44 35 62 59 19 52 67 23 11 51 71	47 60 80 65 117 108 61 122 145 76 66 129 133	169 250 160 108 205 195 228 286 225 268 258 265 212 2829
WARD 29		100 44 59 112 111 126 74 23	94 49 37 83 75 96 117 39	47 16 39 68 65 52 14 9	31 20 32 33 49 50 48 19	119 59 67 121 111 131 122 39	103 47 44 110 93 107 99 38	53 35 42 58 75 69 76 27	35 11 26 42 46 42 10 10	87 31 63 119 104 111 51 19	161 78 102 189 177 192 173 63 1135

CITY OF COLUMBUS

MAYOR  
(VOTE FOR 1)

COUNCIL  
(VOTE FOR NOT MORE THAN FOUR)

		D R A N N E A G A R T	J H E R R Y	P H A U L M E R T	R J O N E S	J M O H N N E Y	C H E N T L E S	D N I B E R T	R P A U K E N	A S H O E M A K E R	TOTAL VOIE
											**** *** *
COLUMBUS WARD 30		154 91 145 179 154 157 174 150 124 44 40 61	74 51 76 91 92 67 80 86 64 17 43 31	102 48 73 109 81 105 92 69 70 20 10 35	77 37 54 64 60 75 70 69 61 13 18 29	105 64 93 120 130 113 121 106 64 29 36 38	104 68 99 122 111 102 125 105 74 19 35 37	65 48 63 58 65 51 60 54 38 16 25 25	99 32 57 67 73 83 84 67 63 16 12 26	172 87 141 189 166 164 183 150 126 39 28 55	220 131 189 233 219 212 232 210 166 50 64 80 2006
WARD 31		95 65 66 65 96 84 62 66 87 76 77 91	181 60 57 55 73 61 110 135 109 67 106 52	17 29 18 32 47 43 7 12 44 37 32 49	80 40 35 35 48 43 46 48 49 40 45 31	127 60 61 49 77 76 82 92 98 78 95 70	126 61 61 62 70 72 79 88 107 71 99 63	84 32 36 31 52 45 44 51 53 43 47 41	6 27 15 29 38 46 5 7 18 28 17 43	52 62 54 65 90 77 37 39 74 76 63 96	201 107 103 107 140 128 125 149 160 125 149 127 1621
WARD 32		162 160 75 108 173 163 72 107 91	94 79 83 53 80 100 64 78 51	113 104 33 70 101 86 37 48 61	74 70 36 53 66 48 30 55 42	108 117 79 85 139 129 73 92 65	113 117 82 86 137 144 79 100 69	78 61 45 60 71 60 39 67 55	78 80 25 68 84 63 22 40 51	166 161 65 119 176 164 74 114 87	233 225 127 173 244 238 121 175 134 1670



CITY OF COLUMBUS

MAYOR (VOTE FOR 1)

COUNCIL (VOTE FOR NOT MORE THAN FOUR)

Table with columns for Mayor (D.R. A. Gart) and Council members (J. A. Ermold, P. A. Lambert, R. A. Jones, J. M. Johnson, C. M. Hartel, D. N. A. Ibert, R. A. A. Ken, A. S. R. L. E. N. E. A. K. E. R.) and rows for wards 41, 42, and 43, including a 'TOTAL VOTE' column.

CITY OF COLUMBUS

MAYOR (VOTE FOR 1)

COUNCIL (VOTE FOR NOT MORE THAN FOUR)

Table with columns for Mayor (D.R. A. Gart) and Council members (J. A. Ermold, P. A. Lambert, R. A. Jones, J. M. Johnson, C. M. Hartel, D. N. A. Ibert, R. A. A. Ken, A. S. R. L. E. N. E. A. K. E. R.) and rows for wards 44, 45, and 46, including a 'TOTAL VOTE' column.

CITY OF COLUMBUS

MAYOR (VOTE FOR 1)

COUNCIL (VOTE FOR NOT MORE THAN FOUR)

DR ANNE A. GAERT, J. HAMMOND, P. HERBERT, R. JONES, J. MAHLON REY, C. MENTELLES, D. NIVERT, R. PAUKEN, A. SHERMAN

TOTAL VOTE \*\*\*\*\* \*\*

COLUMBUS WARD 47

Table with 10 columns (A-J) and 10 rows for Ward 47, showing vote counts for each candidate across different precincts.

WARD 48

Table with 10 columns (A-K) and 10 rows for Ward 48, showing vote counts for each candidate across different precincts.

WARD 49

Table with 10 columns (A-G) and 10 rows for Ward 49, showing vote counts for each candidate across different precincts.

WARD 50

Table with 10 columns (A-F) and 10 rows for Ward 50, showing vote counts for each candidate across different precincts.

CITY OF COLUMBUS

MAYOR (VOTE FOR 1)

COUNCIL (VOTE FOR NOT MORE THAN FOUR)

DR ANNE A. GAERT, J. HAMMOND, P. HERBERT, R. JONES, J. MAHLON REY, C. MENTELLES, D. NIVERT, R. PAUKEN, A. SHERMAN

TOTAL VOTE \*\*\*\*\* \*\*

COLUMBUS WARD 51

Table with 10 columns (A-H) and 10 rows for Ward 51, showing vote counts for each candidate across different precincts.

WARD 52

Table with 10 columns (A-P) and 10 rows for Ward 52, showing vote counts for each candidate across different precincts.

WARD 53

Table with 10 columns (A-V) and 10 rows for Ward 53, showing vote counts for each candidate across different precincts.





CITY OF COLUMBUS

MAYOR (VOTE FOR 1)

COUNCIL (VOTE FOR NOT MORE THAN FOUR)

Table with 11 columns: Mayor candidates (D R A N E H A G A R T), Council candidates (J H E R M O N D, P H E A U R B E L M R T, R J O N E S, J M O H L O N R E Y, C M H A N T L E S, D N I B E R T, R P A U K E N, A S H O E M A K E R), and TOTAL VOTE.

COLUMBUS WARD 60

Table for WARD 60 with 11 columns: Mayor candidates, Council candidates, and TOTAL VOTE. Rows are labeled A through Q.

WARD 61

Table for WARD 61 with 11 columns: Mayor candidates, Council candidates, and TOTAL VOTE. Rows are labeled A through F.

WARD 62

Table for WARD 62 with 11 columns: Mayor candidates, Council candidates, and TOTAL VOTE. Rows are labeled A through N.

CITY OF COLUMBUS

MAYOR (VOTE FOR 1)

COUNCIL (VOTE FOR NOT MORE THAN FOUR)

Table with 11 columns: Mayor candidates (D R A N E H A G A R T), Council candidates (J H E R M O N D, P H E A U R B E L M R T, R J O N E S, J M O H L O N R E Y, C M H A N T L E S, D N I B E R T, R P A U K E N, A S H O E M A K E R), and TOTAL VOTE.

COLUMBUS WARD 63

Table for WARD 63 with 11 columns: Mayor candidates, Council candidates, and TOTAL VOTE. Rows are labeled A through K.

WARD 64

Table for WARD 64 with 11 columns: Mayor candidates, Council candidates, and TOTAL VOTE. Rows are labeled A through J.

WARD 65

Table for WARD 65 with 11 columns: Mayor candidates, Council candidates, and TOTAL VOTE. Rows are labeled A through Q.

C I T Y O F C O L U M B U S

M A Y O R  
(VOTE FOR 1)

C O U N C I L  
(VOTE FOR NOT MORE THAN FOUR)

D R A I N E A H A R T      J H E R R Y M O N D      P H E R B E R T M R T      R J O N E S      J M O H L O N R E Y      C M H A R T E L S      D N I V E R T      R P A U K E N      A S H O E M A K E R

TOTAL VOTE  
\*\*\*\*  
\*\*\*  
\*

COLUMBUS  
WARD 66

A	82	69	28	35	68	67	39	29	77	118
B	97	56	43	34	62	72	35	38	97	133
C	107	61	41	44	75	79	40	49	101	150
D	104	84	51	48	82	80	47	50	120	163
E	145	82	111	95	68	63	36	87	159	205
F	171	93	92	78	114	109	55	65	160	229
G	69	47	24	32	45	39	18	20	67	91
H	72	53	28	31	54	54	22	26	71	112
I	124	71	49	55	82	79	46	37	110	159
	<u>971</u>	<u>616</u>	<u>467</u>	<u>452</u>	<u>650</u>	<u>642</u>	<u>338</u>	<u>401</u>	<u>962</u>	<u>1360</u>

WARD 67

A	138	86	46	53	92	93	42	41	120	184
B	113	58	52	39	62	72	42	40	96	150
C	156	93	56	45	120	115	69	50	139	208
D	118	78	44	55	79	76	49	45	119	163
E	88	82	43	41	66	68	46	22	79	133
F	212	113	88	73	134	143	75	50	188	274
G	213	126	103	95	143	161	78	82	192	299
H	107	71	25	42	76	72	46	26	92	139
	<u>1145</u>	<u>707</u>	<u>457</u>	<u>443</u>	<u>772</u>	<u>800</u>	<u>447</u>	<u>356</u>	<u>1025</u>	<u>1550</u>

WARD 68

A	102	68	39	48	84	72	37	35	78	132
B	100	74	25	44	88	75	46	45	110	156
C	47	41	26	24	38	36	28	22	48	79
D	88	70	39	34	81	74	33	40	89	139
E	96	69	43	53	62	68	40	40	85	137
F	118	62	81	59	71	66	33	69	114	162
G	66	25	35	35	36	40	21	31	61	94
	<u>617</u>	<u>409</u>	<u>308</u>	<u>297</u>	<u>460</u>	<u>431</u>	<u>238</u>	<u>282</u>	<u>585</u>	<u>899</u>

\*\* RECAP \*\*

C I T Y O F C O L U M B U S

M A Y O R  
(VOTE FOR 1)

C O U N C I L  
(VOTE FOR NOT MORE THAN FOUR)

D R A I N E A H A R T      J H E R R Y M O N D      P H E R B E R T M R T      R J O N E S      J M O H L O N R E Y      C M H A R T E L S      D N I V E R T      R P A U K E N      A S H O E M A K E R

TOTAL VOTE  
\*\*\*\*  
\*\*\*  
\*

COLUMBUS

WARD 01	681	558	317	271	741	622	407	233	628	1103
WARD 02	1159	1068	508	542	1259	1098	652	468	1153	1983
WARD 03	933	1027	379	445	1129	937	575	303	804	1602
WARD 04	478	1063	108	438	859	776	589	80	285	1207
WARD 05	613	1349	98	635	1038	964	679	71	334	1568
WARD 06	1028	2297	130	1351	1585	1473	785	129	593	2547
WARD 07	749	1844	141	881	1295	1229	851	112	417	2065
WARD 08	674	790	276	340	799	700	445	252	622	1257
WARD 09	423	408	195	201	421	417	266	173	429	766
WARD 10	2000	1420	844	927	1366	1461	849	666	1739	2904
WARD 11	1370	944	796	556	1165	1196	690	616	1388	2068
WARD 12	421	582	150	270	505	437	302	127	371	856
WARD 13	495	1249	79	455	976	848	616	82	301	1380
WARD 14	698	771	303	343	713	600	456	259	699	1338
WARD 15	400	259	231	197	253	273	146	202	376	597
WARD 16	509	570	215	280	530	440	411	210	513	1018
WARD 17	772	1835	138	678	1537	1341	1027	88	399	2019
WARD 18	1105	984	479	536	989	908	888	434	1043	1917
WARD 19	2572	1759	1431	1165	2002	1966	1433	1287	2596	4030
WARD 20	2650	1555	1582	1217	1825	1841	1177	1514	2618	3981
WARD 21	1979	1235	1162	916	1411	1421	853	983	2018	2920
WARD 22	2495	1423	1607	1077	1802	1778	1094	1270	2630	3579
WARD 23	1004	806	436	433	957	909	573	324	1032	1579
WARD 24	1091	908	506	465	1020	971	589	385	1025	1705



\*\* RECAP \*\*

CITY OF COLUMBUS

MAYOR (VOTE FOR 1) COUNCIL (VOTE FOR NOT MORE THAN FOUR)

	D R A N E A H G A R T	J H E R M O N D	P H A U L M E R T	R J O N E S	J M O H N E Y	C M H A R L E S	D N A V I D E R T	R P A U K E N	A S R L E M A K E R	TOTAL VOTE
TOTALS...										***** *** *
COLUMBUS	78460	68949	35649	40224	70225	67132	41711	30188	71173	127164
TOWNSHIPS										
ABSENTEE	3504	1972	2383	2045	2213	2132	1202	1814	3230	
SUB-TOTAL	81964	70921	38032	42269	72438	69264	42913	32002	74403	127164
FAIRFIELD CO	3	3	2	1	3	1	2	0	4	
GRAND TOTAL	81967	70924	38034	42270	72441	69265	42915	32002	74407	127164

WRITE-IN VOTES...

COLUMBUS MAYOR		
WILLIAM R BATES	163	VOTES
DOUGLAS B BELMONTE	270	VOTES
CHRISTOPHER E DAWKINS	553	VOTES
DAVID L HOERMLE	57	VOTES
DENNIS E THOMPSON	273	VOTES
JOHN J WING	49	VOTES

CITY SCHOOL DISTRICT OF COLUMBUS BOARD OF EDUCATION

(VOTE FOR NOT MORE THAN FOUR) UNEXPIRED TERM ENDING 12-31-89 (VOTE FOR 1)

	B B I L C L K E L	G A S L E N	C A S L E Y	O N N A L E Y	R I C H A R D	A H A N N E L	D H O B S O N	M J D N E S	S H O R G A N	P A U L I N E U G H	S W A L K E R	R O B E R T	W E I L E R	J E B R I G H T	R I C H E Y	TOTAL VOTE
COLUMBUS WARD 01	16	10	23	14	56	4	17	39	49	14	49	41	33	98		
WARD 02	17	14	27	20	71	15	28	59	67	46	55	60	49	147		
WARD 03	12	12	33	10	73	11	25	64	44	39	35	43	32	127		
WARD 04	9	15	18	10	59	14	37	54	50	20	48	22	53	115		
TOTALS	61	117	207	87	676	114	241	653	520	298	505	271	487	1207		

CITY SCHOOL DISTRICT OF COLUMBUS

BOARD OF EDUCATION

UNEXPIRED TERM ENDING 12-31-89 (VOTE FOR 1)

(VOTE FOR NOT MORE THAN FOUR)

Table with 15 columns for candidates: BUCKLE, CASLIN, DONALEY, CONNLEY, RICHARD, DARWIN, ANNEL, HOBSON, MCKEES, MORGAN, PAULEBAUGH, WALKER, ROBERT, WEILER, JAMERIGHT, RICHHEY, FAHEY, and TOTAL VOTE. Rows include WARD 05, WARD 06, and WARD 07.

CITY SCHOOL DISTRICT OF COLUMBUS

BOARD OF EDUCATION

UNEXPIRED TERM ENDING 12-31-89 (VOTE FOR 1)

(VOTE FOR NOT MORE THAN FOUR)

Table with 15 columns for candidates: BUCKLE, CASLIN, DONALEY, CONNLEY, RICHARD, DARWIN, ANNEL, HOBSON, MCKEES, MORGAN, PAULEBAUGH, WALKER, ROBERT, WEILER, JAMERIGHT, RICHHEY, FAHEY, and TOTAL VOTE. Rows include COLUMBUS WARD 08, WARD 09, WARD 10, and WARD 11.









CITY SCHOOL DISTRICT OF COLUMBUS

BOARD OF EDUCATION

(VOTE FOR NOT MORE THAN FOUR)

UNEXPIRED TERM ENDING 12-31-89 (VOTE FOR 1)

Table with columns for candidates: BULLKEL, CASLIN, DONALDY, CONLEY, RICHARD, ANNEL, HOBSON, MCKEE, JONES, SHARGAN, RADEBAUGH, SHIRLEY, WALKER, ROBERT, WELFER, JAMES, RICHARD, FAHEY, and TOTAL VOTE. Rows are grouped by ward (WARD 30, WARD 31, WARD 32).

CITY SCHOOL DISTRICT OF COLUMBUS

BOARD OF EDUCATION

(VOTE FOR NOT MORE THAN FOUR)

UNEXPIRED TERM ENDING 12-31-89 (VOTE FOR 1)

Table with columns for candidates: BULLKEL, CASLIN, DONALDY, CONLEY, RICHARD, ANNEL, HOBSON, MCKEE, JONES, SHARGAN, RADEBAUGH, SHIRLEY, WALKER, ROBERT, WELFER, JAMES, RICHARD, FAHEY, and TOTAL VOTE. Rows are grouped by ward (WARD 33, WARD 34, WARD 35).



CITY SCHOOL DISTRICT OF COLUMBUS

BOARD OF EDUCATION

(VOTE FOR NOT MORE THAN FOUR)

UNEXPIRED TERM ENDING 12-31-89 (VOTE FOR 1)

Table for Columbus Wards 44, 45, and 46. Columns include candidates: BULLCKEL, GENE, CASLIN, DONALDY, CONNALLY, DARWIN, ANNEL, HANL, HOBSON, JOHNS, MORGAN, PRADLE, SHALKE, WALKER, ROBERT, WEILER, JAMES, RICHEY, FAHEY, and TOTAL VOTE. Rows are grouped by ward and candidate letter (A through Q).

CITY SCHOOL DISTRICT OF COLUMBUS

BOARD OF EDUCATION

(VOTE FOR NOT MORE THAN FOUR)

UNEXPIRED TERM ENDING 12-31-89 (VOTE FOR 1)

Table for Columbus Wards 47, 48, 49, and 50. Columns include candidates: BULLCKEL, GENE, CASLIN, DONALDY, CONNALLY, DARWIN, ANNEL, HANL, HOBSON, JOHNS, MORGAN, PRADLE, SHALKE, WALKER, ROBERT, WEILER, JAMES, RICHEY, FAHEY, and TOTAL VOTE. Rows are grouped by ward and candidate letter (A through Q).



CITY SCHOOL DISTRICT OF COLUMBUS
BOARD OF EDUCATION

UNEXPIRED TERM ENDING 12-31-89 (VOTE FOR 1)

(VOTE FOR NOT MORE THAN FOUR)

Table with columns for candidates (BILKE, BUCKLE, GENFE, CASLIN, DONALEY, CONNLEY, RICHA, DAHRN, ANNEL, HOBSON, MIKES, JONES, SHORGEN, MORGAN, PAULINE, RADEBAUGH, SHIRLEY, WALKER, ROBERT, WEILER, JAMES, ELSHRT, RICHEY, FAHEY) and rows for wards 57, 58, 59, 60. Includes a 'TOTAL VOTE' column with asterisks below the numbers.

CITY SCHOOL DISTRICT OF COLUMBUS
BOARD OF EDUCATION

UNEXPIRED TERM ENDING 12-31-89 (VOTE FOR 1)

(VOTE FOR NOT MORE THAN FOUR)

Table with columns for candidates (BILKE, BUCKLE, GENFE, CASLIN, DONALEY, CONNLEY, RICHA, DAHRN, ANNEL, HOBSON, MIKES, JONES, SHORGEN, MORGAN, PAULINE, RADEBAUGH, SHIRLEY, WALKER, ROBERT, WEILER, JAMES, ELSHRT, RICHEY, FAHEY) and rows for wards 61, 62, 63, 66, 68. Includes a 'TOTAL VOTE' column with asterisks below the numbers.



\*\* RECAP \*\*

CITY SCHOOL DISTRICT OF COLUMBUS BOARD OF EDUCATION

(VOTE FOR NOT MORE THAN FOUR)

UNEXPIRED TERM ENDING 12-31-89 (VOTE FOR 1)

Table with 14 columns: Candidate names (BILLY, BUCKLE, GENIE, CASLIN, DONALDY, CONLEY, RICARD, DAWN, ANNAL, HOBSON, MIKES, JONES, SHARLAN, MORGAN, PAULINE, PRADEBAUGH, SWALKER, SHILLEY, ROBERT, WEILER, JAMES, ESRIT, FAHEY, RICARD) and Total Vote. Rows list wards 25-48 and their respective vote counts.

\*\* RECAP \*\*

CITY SCHOOL DISTRICT OF COLUMBUS BOARD OF EDUCATION

(VOTE FOR NOT MORE THAN FOUR)

UNEXPIRED TERM ENDING 12-31-89 (VOTE FOR 1)

Table with 14 columns: Candidate names (BILLY, BUCKLE, GENIE, CASLIN, DONALDY, CONLEY, RICARD, DAWN, ANNAL, HOBSON, MIKES, JONES, SHARLAN, MORGAN, PAULINE, PRADEBAUGH, SWALKER, SHILLEY, ROBERT, WEILER, JAMES, ESRIT, FAHEY, RICARD) and Total Vote. Rows list wards 49-68 and their respective vote counts.

\*\* RECAP \*\*  
-TOWNSHIPS-

CITY SCHOOL DISTRICT OF COLUMBUS  
BOARD OF EDUCATION

(VOTE FOR NOT MORE THAN FOUR)

UNEXPIRED TERM  
ENDING 12-31-89  
(VOTE FOR 1)

	B B U C L K E L	G E N E L I N	C A S L I N	D O N N A L E Y	R I C H A R D	D A R R H A R D	A N N E L	D H O B B E S O N	M I K E S	J O H N E S	S M O R G A N E	P R A D E L I N E U G H	S W A L L K E R	R O B E R T J	J E R E M I A H R I G H T	R I C H A R D P	TOTAL VOTE
BLENDON TWP																	****
BLENDON	0	0	0	0	0	0	0	0	0	0	0	0	0	0	0	0	148
CLINTON TWP	0	0	0	0	0	0	0	0	0	0	0	0	0	0	0	0	148
CLINTON	249	83	236	205	425	120	170	246	446	242	275	445	283				1101
FRANKLIN TWP	249	83	236	205	425	120	170	246	446	242	275	445	283				1101
FRANKLIN	5	3	3	1	4	1	2	3	0	1	2	2	5				225
VALLEYVIEW	5	3	3	1	4	1	2	3	0	1	2	2	5				225
MIFFLIN TWP	30	22	45	53	93	27	34	66	96	48	71	82	57				220
MIFFLIN	30	22	45	53	93	27	34	66	96	48	71	82	57				220
PERRY TWP	76	57	135	115	238	61	81	151	209	140	152	208	135				612
PERRY	76	57	135	115	238	61	81	151	209	140	152	208	135				612
SHARON TWP	12	2	15	15	27	5	6	17	34	14	19	15	31				155
SHARON	12	2	15	15	27	5	6	17	34	14	19	15	31				155
TRURO TWP	54	41	73	95	162	28	60	81	174	68	135	139	123				459
TRURO	54	41	73	95	162	28	60	81	174	68	135	139	123				459
TRURO	0	1	0	1	2	1	1	0	2	0	0	1	0				96
	0	1	0	1	2	1	1	0	2	0	0	1	0				96

\*\* RECAP \*\*

CITY SCHOOL DISTRICT OF COLUMBUS  
BOARD OF EDUCATION

(VOTE FOR NOT MORE THAN FOUR)

UNEXPIRED TERM  
ENDING 12-31-89  
(VOTE FOR 1)

	B B U C L K E L	G E N E L I N	C A S L I N	D O N N A L E Y	R I C H A R D	D A R R H A R D	A N N E L	D H O B B E S O N	M I K E S	J O H N E S	S M O R G A N E	P R A D E L I N E U G H	S W A L L K E R	R O B E R T J	J E R E M I A H R I G H T	R I C H A R D P	TOTAL VOTE
TOTALS...																	****
COLUMBUS	11455	9231	20435	16238	55296	9305	15275	41317	51732	21944	44456	29134	42517				107567
TOWNSHIPS	426	209	507	485	951	243	354	564	961	513	654	892	634				3016
ABSENTEE	631	328	945	844	2108	405	595	1421	2512	819	2160	1438	1624				
GRAND TOTAL	12512	9768	21887	17567	58355	9953	16224	43302	55205	23276	47270	31464	44775				110583





CITY OF DUBLIN										DUBLIN LOCAL SCHOOL DISTRICT			TOTAL VOTE	
COUNCIL AT LARGE										BOARD OF EDUCATION				
(VOTE FOR NOT MORE THAN THREE)										(VOTE FOR NOT MORE THAN TWO)				
P A U L J A M E S	A B B O T T J A M E S	W I L L A R D E S	C H A M B E R S E L	M I C H A E L	B I L L Y	B A R B A R A	M A U R E E A	D I A N E O L L S	J A M E S C H E F F	A S T R I P C	S U E I E N	B O B R I S		R O B E R T J
COLUMBUS WARD 10	J M										0 165	0 122	0 128	181 323
											165	122	128	504
WARD 60	A D K										0 89 44	0 51 20	0 63 33	261 201 231
											133	71	96	693
WARD 63	E I J K										71 56 75 77	55 33 50 64	47 43 42 62	205 107 268 149
											279	202	194	729
WARD 64	A B C D E F G H I J										82 75 113 86 96 89 63 80 76 59	60 66 86 61 47 63 38 86 54 57	46 63 92 64 61 50 42 94 86 48	192 163 233 173 192 161 149 191 177 126
											819	618	646	1757
WARD 65	B C G H K M N P										113 58 81 141 7	86 68 50 130 5	91 64 38 100 3	241 139 132 277 330
											67 53 71	36 50 38	46 34 36	131 110 140
NORWICH	F										591	463	412	1500
											27	23	13	187
PERRY	F G										27 30	23 26	13 13	187 155 185
											57	57	43	340

CITY OF DUBLIN										DUBLIN LOCAL SCHOOL DISTRICT			TOTAL VOTE	
COUNCIL AT LARGE										BOARD OF EDUCATION				
(VOTE FOR NOT MORE THAN THREE)										(VOTE FOR NOT MORE THAN TWO)				
P A U L J A M E S	A B B O T T J A M E S	W I L L A R D E S	C H A M B E R S E L	M I C H A E L	B I L L Y	B A R B A R A	M A U R E E A	D I A N E O L L S	J A M E S C H E F F	A S T R I P C	S U E I E N	B O B R I S		R O B E R T J
WASHINGTON	A B										67 11	89 11	72 11	166 173
											78	100	83	339
DUBLIN WARD 01	A B	26 32	129 83	101 81	80 38	85 78	97 40	125 70	61 39		129 82	128 94	100 64	270 177
		58	212	182	118	163	137	195	100		211	222	164	447
WARD 02	A B C	26 23 15	108 54 71	165 133 126	94 56 56	110 94 99	67 55 59	67 30 62	95 65 80		125 83 101	141 87 103	112 101 94	278 215 222
		64	233	424	206	303	181	159	240		309	331	307	715
WARD 03	A	34 34	36 36	107 107	30 30	71 71	48 48	43 43	65 65		74 74	85 85	86 86	171 171
WARD 04	A B C D E	46 30 64 19 28	68 47 105 30 52	180 135 142 97 157	52 39 67 24 44	134 110 203 64 122	101 56 137 89 112	96 52 136 36 62	128 86 169 73 73		140 95 177 81 133	184 116 197 78 113	150 99 218 104 125	302 222 398 171 267
		187	302	711	226	633	495	382	529		626	688	696	1360



\*\* RECAP \*\*

C I T Y O F G A H A N N A

C O U N C I L

M A Y O R		C I T Y A T T O R N E Y		C O U N C I L A T L A R G E					W A R D 1		W A R D 2	W A R D 3	W A R D 4	T O T A L V O T E									
(V O T E F O R 1)		(V O T E F O R 1)		(V O T E N O T M O R E T H A N T H R E E)					V O T E 1		V O T E 1	V O T E 1	V O T E 1										
J A M E S M	A B R A H A M	J I M G R E G O R	M C G R E G O R	J A C K	S T E W A R T	T H O M A S	W E B B E R	M A I T I N E R	B I R T N E R	J E O A N T O N E N	G E O R G E	M A R T I N	P A U L J I N		G R O N K E N	F R E D R E S S	E R N E S T M	S T R A U S S	K A R E N	A N G E L O U	N I C H O L A S	R E P H O L A S	R O N A L D S

T O T A L S . . .

C O L U M B U S T O W N S H I P S	1795	3540	2177	2402	3133	3545	1924	2835	371	282	519	772	998	1032	5555
A B S E N T E E	63	92	77	63	91	113	61	91	7	3	19	27	29	35	
G R A N D T O T A L	1858	3632	2254	2465	3224	3658	1985	2926	378	285	538	799	1027	1067	5555

G A H A N N A J E F F E R S O N P U B L I C S C H O O L D I S T R I C T

B O A R D O F E D U C A T I O N

U N E X P I R E D T E R M  
E N D I N G 1 2 - 3 1 - 8 9

	(V O T E F O R 2)		(V O T E F O R 1)		T O T A L V O T E
	T O M N S	B A R N O K L I N A S	G A R Y L O N	F S D O N A L D	
C O L U M B U S W A R D 26 H	8	11	12	5	29
W A R D 46 C	0	2	1	1	113
W A R D 56 E M	1 63	1 107	0 94	1 42	189 199
J E F F E R S O N	64	108	94	43	388
A	112	133	105	62	240
B	109	143	103	77	268
C	58	79	64	34	288
D	91	136	91	68	255
E	98	111	94	47	228
M I F F L I N	468	602	457	288	1279
A	28	51	34	29	113
G A H A N N A W A R D 01	28	51	34	29	113
A	81	137	89	53	217
B	87	128	79	61	192
C	70	100	71	46	165
D	58	99	61	57	166
E	61	110	71	52	180
F	77	116	80	55	184
G	101	157	114	72	276
W A R D 02	535	847	565	396	1380
A	122	172	125	67	264
B	127	159	120	65	261
C	99	130	82	61	216
D	66	89	62	44	150
E	104	106	109	75	276
	518	656	498	312	1167

GAHANNA JEFFERSON PUBLIC SCHOOL DISTRICT  
BOARD OF EDUCATION

UNEXPIRED TERM  
ENDING 12-31-89

(VOTE FOR 2)

(VOTE FOR 1)

T B C J  
O I A E  
M N R N  
S O K  
L I  
A S

G J F S  
A A H  
R C D U  
Y K O L  
S S N T  
L O A Z  
N L  
D

TOTAL  
VOTE

\*\*\*\*\*  
\*\*\*  
#

GAHANNA  
WARD 03

A  
B  
C  
D  
E  
F  
G

99 114  
94 121  
118 161  
103 102  
72 75  
67 86  
73 110

70 59  
96 64  
120 79  
89 48  
58 22  
69 45  
90 34

198  
223  
290  
196  
124  
166  
194

626 769

592 351

1391

WARD 04

A  
B  
C  
D  
E  
F  
G

108 113  
84 74  
135 165  
121 119  
136 194  
105 152  
123 148

95 45  
63 27  
131 65  
104 43  
138 71  
115 41  
129 40

197  
147  
273  
214  
312  
240  
234

812 965

775 332

1617

\*\* RECAP \*\*

GAHANNA JEFFERSON PUBLIC SCHOOL DISTRICT  
BOARD OF EDUCATION

UNEXPIRED TERM  
ENDING 12-31-89

(VOTE FOR 2)

(VOTE FOR 1)

T B C J  
O I A E  
M N R N  
S O K  
L I  
A S

G J F S  
A A H  
R C D U  
Y K O L  
S S N T  
L O A Z  
N L  
D

TOTAL  
VOTE

\*\*\*\*\*  
\*\*\*  
#

TOTALS...

COLUMBUS

TOWNSHIPS

ABSENTEE

GRAND TOTAL

72 121

2987 3890

114 108

3173 4119

107 49

2921 1708

93 45

3121 1802

530

6947

45

7477

CITY OF GRANDVIEW HEIGHTS

GRANDVIEW HEIGHTS  
CITY SCHOOL DISTRICT  
BOARD OF EDUCATION

MAYOR

TREASURER

COUNCIL

(VOTE FOR 1)

(VOTE FOR 1)

(VOTE FOR NOT MORE THAN THREE)

(VOTE FOR NOT MORE THAN TWO)

	D A V I L E Y A	C O L L I E Y A	J E A M E S D	J O H N H O L M E R Z	G A N D E R S O N A N	D E N I S E	M A T T H E W P	D O N A L D F	B I L L L V E S	R O G E R M A N A	M O R R I S	H A R R Y W	P A U L J E R A	C A R L R E S O N	C H A R L E S A	C H R I S T I A D E S	TOTAL VOTE
GRANDVIEW H.	171	42	57	183	130	134	108	102	41	99	75	129	129	164	90	278	
A	205	41	57	214	152	160	137	102	66	62	92	135	139	193	99	314	
B	132	32	80	166	100	150	73	88	44	40	77	103	109	169	66	255	
C	171	39	73	214	121	175	118	94	75	59	65	126	155	161	85	299	
D	118	42	39	127	77	119	69	58	43	48	47	108	52	131	67	219	
E	140	17	74	157	84	146	90	77	41	46	72	123	107	135	57	239	
F	135	24	78	158	99	171	88	72	45	42	56	116	107	146	76	264	
G	88	16	75	113	69	100	76	40	24	27	27	90	58	105	63	193	
H	105	21	34	113	60	76	102	52	23	20	40	84	48	107	41	173	
I	105	40	52	113	71	142	65	72	24	55	41	116	62	123	65	212	
J	161	15	54	159	97	136	71	75	42	62	58	120	91	131	79	240	
K	72	15	24	78	39	66	41	45	17	28	28	72	31	67	27	118	
MARBLE CLIFF	1603	344	697	1795	1099	1575	1038	841	481	580	678	1322	1088	1632	815	2804	
												156	105	148	107	299	
												156	105	148	107	299	

\*\* RECAP \*\*

CITY OF GRANDVIEW HEIGHTS

GRANDVIEW HEIGHTS  
CITY SCHOOL DISTRICT  
BOARD OF EDUCATION

MAYOR

TREASURER

COUNCIL

(VOTE FOR 1)

(VOTE FOR 1)

(VOTE FOR NOT MORE THAN THREE)

(VOTE FOR NOT MORE THAN TWO)

	D A V I L E Y A	C O L L I E Y A	J E A M E S D	J O H N H O L M E R Z	G A N D E R S O N A N	D E N I S E	M A T T H E W P	D O N A L D F	B I L L L V E S	R O G E R M A N A	M O R R I S	H A R R Y W	P A U L J E R A	C A R L R E S O N	C H A R L E S A	C H R I S T I A D E S	TOTAL VOTE
TOTALS...																	
COLUMBUS																	
TOWNSHIPS	1603	344	697	1795	1099	1575	1038	841	481	580	678	1478	1193	1780	922	3103	
ABSENTEE	28	21	16	55	29	44	33	21	9	23	11	42	38	46	31		
GRAND TOTAL	1631	365	713	1850	1128	1619	1071	862	490	603	689	1520	1231	1826	953	3103	

CITY OF GROVE CITY

SOUTHWESTERN CITY SCHOOL DISTRICT

MAYOR COUNCIL AT LARGE COUNCIL BOARD OF EDUCATION

Table with columns for 'MAYOR', 'COUNCIL AT LARGE', 'COUNCIL', and 'BOARD OF EDUCATION'. It lists candidates such as ROBERTS, JAMES, ENGLISH, etc., with their respective names.

Main data table for page 149 showing vote counts for various wards (10, 11, 32, 36, 37, 38, 57, 58) and candidates across different school districts.

CITY OF GROVE CITY

SOUTHWESTERN CITY SCHOOL DISTRICT

MAYOR COUNCIL AT LARGE COUNCIL BOARD OF EDUCATION

Table with columns for 'MAYOR', 'COUNCIL AT LARGE', 'COUNCIL', and 'BOARD OF EDUCATION'. It lists candidates such as ROBERTS, JAMES, ENGLISH, etc., with their respective names.

Main data table for page 150 showing vote counts for wards 57, Franklin, Jackson, and Grove City Ward 01 across different school districts.





\*\* RECAP \*\*

CITY OF GROVE CITY

SOUTHWESTERN CITY SCHOOL DISTRICT

MAYOR COUNCIL AT LARGE COUNCIL BOARD OF EDUCATION

(VOTE FOR 1)	(VOTE FOR 1)	WARD 2 (VOTE FOR 1)	WARD 4 (VOTE FOR 1)	(VOTE FOR NOT MORE THAN TWO)					TOTAL VOTE				
ROBERTS	JAMES	EARL	J.P. DINKER	F. ANTHONY	J. MONTAIN	R. KIRCHNER	M. MARKS	L. CHESSNUT	B. FERRUGUSO	D. HANNA	H. PATTERSON	L. RORER	
E	F	ROBERTSON	ANDERMAN	J. JOHNSON	M.	M.	R.	L.	N.	C.	SON	E.	**** *** *

TOTALS...

COLUMBUS								1077	1372	1494	772	800	5834	
TOWNSHIPS	2766	2318	2428	1633	465	687	487	638	3943	5016	5835	2941	3186	14563
ABSENTEE	91	78	109	53	14	29	26	20	157	161	235	97	96	
SUB-TOTAL	2857	2396	2537	1686	479	716	513	658	5177	6549	7564	3810	4082	20397
PICKAWAY CO									5	11	10	12	6	
GRAND TOTAL	2857	2396	2537	1686	479	716	513	658	5182	6560	7574	3822	4088	20397

CITY OF HILLIARD

HILLIARD CITY SCHOOL DISTRICT

MAYOR COUNCIL BOARD OF EDUCATION

(VOTE FOR 1) (VOTE FOR NOT MORE THAN THREE) (VOTE FOR TWO)

(REP)	(DEM)	(REP)	(REP)	(REP)	W. DORR	L. ARMSTRONG	TOTAL VOTE
ROGER ANDERSON	PAUL KITT	ROBERT J.	KEARY JAMES	ROSE ALBERT	F		**** *** *

COLUMBUS WARD 10	A				106	112	225
	G				92	91	263
	J				65	70	139
	K				72	77	181
	L				90	102	199
	N				87	116	244
	O				58	65	138
	P				67	57	148
					68	62	127
					706	752	1664
WARD 57	I				30	24	169
	L				70	72	219
BROWN	A				100	96	388
	B				186	134	341
					115	121	236
FRANKLIN					301	255	577
	C				11	6	223
NORWICH					11	6	223
	A				97	99	207
	B				111	118	239
	C				81	101	166
	D				62	91	177
	E				110	120	219
	F				60	69	187
	G				111	85	214
	H				79	92	175
					711	775	1584
HILLIARD WARD 01	A	88	85	88	63	72	139
	B	180	139	148	138	140	253
	C	61	64	51	50	50	102
		329	288	287	251	262	494

CITY OF HILLIARD

HILLIARD CITY SCHOOL DISTRICT

MAYOR  
(VOTE FOR 1)

COUNCIL  
(VOTE FOR NOT MORE THAN THREE)

BOARD OF EDUCATION  
(VOTE FOR TWO)

(REP) (DEM) (REP) (REP)

R R  
O E  
G Y  
E N  
R O  
L D  
A S

P B  
A U  
L K  
L I  
K I

R D  
O I  
B E  
R T

K K  
E A  
R R  
Y Y

R R  
O S  
E M  
E I  
E R

W D  
A O  
R R  
E R  
E N

L E  
A A  
R R  
M A  
Y N

F

TOTAL VOTE

\*\*\*\*\*  
\*\*\*  
#

WARD	REP	DEM	REP	REP	BOE	BOE	TOTAL
HILLIARD WARD 02	A	86	91	74	71	76	152
	B	125	114	110	92	102	182
	C	125	86	103	96	106	193
		336	291	287	259	284	527
WARD 03	A	124	116	113	92	116	188
	B	210	169	157	123	163	272
		334	285	270	215	279	460
WARD 04	A	179	167	145	115	159	244
	B	140	118	114	89	124	201
	C	124	94	88	68	111	167
	443	379	347	272	394	612	
PRAIRIE	A						198
	C						234
	R						246
							678
WASHINGTON	B						173
	C						244
							417
DUBLIN WARD 04 E							267
							267

\*\* RECAP \*\*

CITY OF HILLIARD

HILLIARD CITY SCHOOL DISTRICT

MAYOR  
(VOTE FOR 1)

COUNCIL  
(VOTE FOR NOT MORE THAN THREE)

BOARD OF EDUCATION  
(VOTE FOR TWO)

(REP) (DEM) (REP) (REP)

R R  
O E  
G Y  
E N  
R O  
L D  
A S

P B  
A U  
L K  
L I  
K I

R D  
O I  
B E  
R T

K K  
E A  
R R  
Y Y

R R  
O S  
E M  
E I  
E R

W D  
A O  
R R  
E R  
E N

L E  
A A  
R R  
M A  
Y N

F

TOTAL VOTE

\*\*\*\*\*  
\*\*\*  
#

TOWNSHIP	REP	DEM	REP	REP	BOE	BOE	TOTAL
TOTALS...							
COLUMBUS					806	848	2052
TOWNSHIPS	1442	1243	1191	997	1219		5839
ABSENTEE	32	27	24	16	25	58	61
SUB-TOTAL	1474	1270	1215	1013	1244	3207	3388
UNION CO						2	0
GRAND TOTAL	1474	1270	1215	1013	1244	3209	3388

C I T Y O F R E Y N O L D S B U R G

REYNOLDSBURG  
CITY SCHOOL DISTRICT

MAYOR (VOTE 1) (REP)  
CITY ATTORNEY (VOTE 1) (REP)  
PRESIDENT OF COUNCIL (VOTE 1) (REP)  
COUNCIL (VOTE 1) (REP)  
WARD 1 (VOTE 1) (REP)  
WARD 2 (VOTE 1) (REP)  
WARD 3 (VOTE 1) (REP)  
WARD 4 (VOTE 1) (REP)  
BOARD OF EDUCATION (VOTE FOR TWO)

B M W U D H R M D H D F J V R G R O S  
O C P U I N O U A A A V R J V I R A O T  
B H H L D L N M M V L L N G I C A O N  
N E R S E L L I L L I N G L H S A U  
S O N I R W O M E T N D I C A A U  
D F A M O D R E T D A H H L S  
A W O O I A H H L S  
D F D F X E J H J E A R D L A I  
N  
G A N \*  
\*\*\*\*  
\*\*\*  
\*

COLUMBUS WARD 45 E 0 0 268

WARD 46 A 21 18 212  
D 0 0 197  
F 102 96 192  
G 47 30 231  
J 1 1 286

JEFFERSON C 171 145 1118  
19 20 288

TRURO A 19 20 288  
36 27 96

REYNOLDSBURG WARD 01 A 113 109 109 106 107 75 64 171  
B 183 155 160 153 152 102 111 268  
C 101 83 89 82 81 76 55 155  
D 151 126 131 131 131 101 99 236  
E 127 111 109 109 109 85 87 164  
F 127 112 121 121 121 71 77 190  
G 100 87 89 84 84 61 53 160  
H 109 94 99 93 93 62 69 149  
I 90 83 78 76 76 64 49 136

1101 960 985 955 697 664 1629

WARD 02 A 181 159 153 152 152 108 118 256  
B 113 95 95 96 96 71 62 163  
C 122 92 99 93 93 68 71 171  
D 124 110 108 105 105 82 83 194  
E 134 99 100 98 98 83 73 180  
F 101 85 88 87 87 76 58 142  
G 73 68 67 68 68 49 48 95  
848 708 710 699 537 513 1201

C I T Y O F R E Y N O L D S B U R G

REYNOLDSBURG  
CITY SCHOOL DISTRICT

MAYOR (VOTE 1) (REP)  
CITY ATTORNEY (VOTE 1) (REP)  
PRESIDENT OF COUNCIL (VOTE 1) (REP)  
COUNCIL (VOTE 1) (REP)  
WARD 1 (VOTE 1) (REP)  
WARD 2 (VOTE 1) (REP)  
WARD 3 (VOTE 1) (REP)  
WARD 4 (VOTE 1) (REP)  
BOARD OF EDUCATION (VOTE FOR TWO)

B M W U D H R M D H D F J V R G R O S  
O C P U I N O U A A A V R J V I R A O T  
B H H L D L N M M V L L I N G L H S A U  
N E R S E L L I L L I N G L H S A U  
S O N I R W O M E T N D I C A A U  
D F A M O D R E T D A H H L S  
N F D F X E J H J E A R D L A I  
G A N \*  
\*\*\*\*  
\*\*\*  
\*

REYNOLDSBURG WARD 03 A 116 110 105 107 107 77 59 185  
B 113 107 101 98 98 70 78 155  
C 72 65 68 66 66 56 49 123  
D 84 69 68 70 70 56 49 130  
E 205 218 208 203 203 154 162 319  
F 103 93 96 86 86 64 70 147  
G 111 105 102 100 100 77 67 175

804 767 748 730 554 534 1234

WARD 04 A 89 85 81 86 86 86 53 121  
B 41 38 42 38 38 32 28 61  
C 94 98 97 100 100 65 55 146  
D 120 105 101 105 105 78 73 180  
E 101 96 95 98 98 75 76 152  
F 87 91 83 81 81 62 59 131  
G 128 113 113 110 110 79 81 183  
660 626 612 618 457 425 974





\*\* RECAP \*\*

CITY OF UPPER ARLINGTON  
COUNCIL

UPPER ARLINGTON CITY SCHOOL DISTRICT  
BOARD OF EDUCATION

(VOTE FOR NOT MORE THAN THREE)

(VOTE FOR NOT MORE THAN THREE)

J A L V B M D J D J E K N  
O H L I R B A R K A I X V A C I N Y  
N E N I R G A R N E S O N S A N S E  
R N I N I A Y S W S C S L E Y

J C S L M S J T E H  
A A L D T E H A R K E A H  
M E S W E V I C H E R I J H O L L E  
R S W E L L N B L A J F F S O N N  
L L H U A

TOTAL  
VOTE  
\*\*\*\*  
\*\*\*  
\*

K

F

TOTALS...

COLUMBUS

TOWNSHIPS

ABSENTEE

GRAND TOTAL

6690 7998 2689 3744 5845 4149  
310 373 140 229 320 207  
7000 8371 2829 3973 6165 4356

0 0 0 0 0  
5884 8346 7751 7642 4786  
301 422 364 350 247  
6185 8768 8115 7992 5033

419  
15671  
247  
16090

CITY OF WESTERVILLE  
COUNCIL

WESTERVILLE CITY SCHOOL DISTRICT  
BOARD OF EDUCATION

(VOTE FOR NOT MORE THAN THREE)

(VOTE FOR NOT MORE THAN TWO)

G B J M J P S W D W  
B I S M O R J P S H E D A M I  
R E N O R R O H A R I T E A M O N  
E N T O P G O R I S N I M U H A H E R  
D E R A U E R

I F D M  
H A W O I  
O W C O N  
M A S T J W E  
A J R

TOTAL  
VOTE  
\*\*\*\*  
\*\*\*  
\*

COLUMBUS

WARD 42

H

WARD 52

F

WARD 53

I

S

WARD 61

C

D

E

WARD 62

A

B

C

D

E

F

G

H

I

J

K

L

M

N

WARD 66

C

D

E

H

I

13 17  
13 17  
73 68  
73 68  
29 31  
25 26  
54 57  
1 0  
0 1  
1 1  
2 1  
71 65  
71 72  
56 62  
73 68  
50 43  
132 124  
133 114  
80 65  
87 87  
45 34  
35 35  
45 29  
60 73  
37 38  
975 909  
69 68  
82 75  
64 71  
2 2  
78 79  
295 295

86  
86  
174  
174  
71  
60  
131  
211  
179  
131  
521  
142  
156  
119  
138  
122  
209  
253  
191  
185  
95  
113  
152  
149  
131  
2155  
150  
163  
205  
112  
159  
789

CITY OF WESTERVILLE

WESTERVILLE CITY SCHOOL DISTRICT

COUNCIL

BOARD OF EDUCATION

(VOTE FOR NOT MORE THAN THREE)

(VOTE FOR NOT MORE THAN TWO)

G B I S H O P B R E N T	J M O R R I S G O R D O N	J P A R I M U H A	S W E N G E R H E N	D A M O N E	W E T T E R A U E R
					J R

T F H O W M A S E I T	D M O N L W E R
A J R	

TOTAL VOTE  
\*\*\*\*\*  
\*\*\*  
\*

BLENDON

A	45	49	97
B	73	78	164
C	69	38	148
D	102	114	214
E	128	132	270
F	108	107	217
G	91	111	226
H	71	95	168
I	90	92	187
J	57	57	118
K	52	49	107
L	93	114	204
M	61	57	123
	1040	1093	2243

MINERVA PK

A	89	100	192
B	109	140	261
C	109	137	255
	307	377	708

PLAIN

B	9	21	270
	9	21	270

SHARDN

C	23	22	44
	23	22	44

WESTERVILLE WARD 01

A	67	45	111	121	57	109	114	187
B	89	60	133	157	77	113	119	215
C	101	46	108	139	67	122	114	199
D	90	41	114	124	71	113	111	192
E	87	50	101	146	67	112	119	203
F	66	40	132	159	115	116	158	219
G	92	44	99	137	66	111	121	198
	592	326	798	983	520	796	856	1413

CITY OF WESTERVILLE

WESTERVILLE CITY SCHOOL DISTRICT

COUNCIL

BOARD OF EDUCATION

(VOTE FOR NOT MORE THAN THREE)

(VOTE FOR NOT MORE THAN TWO)

G B I S H O P B R E N T	J M O R R I S G O R D O N	J P A R I M U H A	S W E N G E R H E N	D A M O N E	W E T T E R A U E R
					J R

T F H O W M A S E I T	D M O N L W E R
A J R	

TOTAL VOTE  
\*\*\*\*\*  
\*\*\*  
\*

WESTERVILLE WARD 02

A	123	43	146	180	93	136	152	262
B	145	30	157	185	93	148	142	251
C	142	31	106	147	78	116	135	213
D	116	53	139	186	91	145	140	264
E	81	25	104	154	50	83	108	183
F	52	27	85	103	57	77	86	142
G	108	38	138	178	86	125	137	240
H	83	34	106	106	94	107	106	184
	850	281	981	1239	642	937	1006	1739

WARD 03

A	59	30	121	118	50	90	94	178
B	60	42	101	124	68	93	98	173
C	67	57	113	125	57	97	115	186
D	72	33	84	116	45	88	84	176
E	65	31	74	93	41	85	84	155
F	40	33	46	65	36	57	54	111
	363	226	539	641	297	510	529	979

WARD 04

A	53	64	122	133	60	101	101	184
B	62	53	150	136	97	136	132	202
C	92	57	201	138	102	140	139	236
D	73	35	150	128	69	115	109	183
E	82	72	133	124	54	116	117	193
F	80	82	116	116	43	111	100	190
G	59	46	85	85	40	79	74	128
	501	409	957	860	465	798	772	1316

WARD 05

A	45	21	66	83	33	64	73	116
B	118	57	147	193	82	147	160	249
C	66	37	79	100	55	81	80	146
D	99	39	122	152	73	107	128	200
E	43	28	102	129	79	105	112	168
F	55	32	53	75	41	61	62	122
G	74	56	81	124	59	89	93	182
H	103	39	128	155	82	121	135	223
I	88	64	122	160	82	132	129	239
	691	373	900	1171	586	907	972	1645





\*\* RECAP \*\*

CITY OF WHITEHALL

MAYOR (VOTE FOR 1) AUDITOR (VOTE FOR 1) TREASURER (VOTE FOR 1) CITY ATTORNEY (VOTE FOR 1) PRESIDENT OF COUNCIL (VOTE FOR 1) COUNCIL AT LARGE (VOTE FOR NOT MORE THAN FOUR)

JOHN A. OP	BISHOP	ROBERT W. HERBY	WHEAT	ALLENS W.	FIELD	GINNY S.	PHILLIPS	JOE COULTER	ART MCGATH	DENNIS J. SESEY	FENNESSEY	IZZY	EDWARD	PHILIP F.	ARMES S.	P. BURN	PAUL SID	J. SCOTT	PRITCHARD	FRANK J.	KENNETH M.	SAFFLE	LOREN P.	SHULTZ	TOTAL VOTE
2999	2216	1354	3484	2554	1799	2044	2770	3617	1618	2561	1349	2805	1900	2296	5274										

TOTALS...

COLUMBUS

TOWNSHIPS	2913	2161	1316	3383	2467	1753	1991	2689	3505	1569	2478	1308	2725	1827	2249	5274
ABSENTEE	86	55	38	101	87	46	53	81	112	49	83	41	80	73	47	
GRAND TOTAL	2999	2216	1354	3484	2554	1799	2044	2770	3617	1618	2561	1349	2805	1900	2296	5274

CITY OF WHITEHALL

WHITEHALL CITY SCHOOL DISTRICT

COUNCIL (WARD 1, 2, 3, 4) BOARD OF EDUCATION (VOTE FOR NOT MORE THAN TWO)

WARD 1 (VOTE FOR 1)	WARD 2 (VOTE FOR 1)	WARD 3 (VOTE FOR 1)	WARD 4 (VOTE FOR 1)	BOARD OF EDUCATION (VOTE FOR NOT MORE THAN TWO)	TOTAL VOTE
ROBERT W. HERBY	CHARLES R.	SPADENEY	WYCKOFF	LEONARD G.	1201

WHITEHALL WARD 01

WARD 01	A	B	C	D	E	F	G	WARD 02	A	B	C	D	E	F	WARD 03	A	B	C	D	E	F	G	WARD 04	A	B	C	D	E	F	G	TOTAL																
88	56	123	93	104	62	40	104	89	99	22	56	624	472	132	72	81	131	106	63	104	101	111	77	65	708	781	177	132	61	145	164	100	42	821	269	271	436	178	401	1165	169	269	247	464	181	413	1201

\*\* RECAP \*\*

CITY OF WHITEHALL  
COUNCIL

WHITEHALL CITY SCHOOL DISTRICT  
BOARD OF EDUCATION  
(VOTE FOR NOT MORE THAN TWO)

WARD 1 (VOTE FOR 1)    WARD 2 (VOTE FOR 1)    WARD 3 (VOTE FOR 1)    WARD 4 (VOTE FOR 1)

WARD 1 (VOTE FOR 1)	WARD 2 (VOTE FOR 1)	WARD 3 (VOTE FOR 1)	WARD 4 (VOTE FOR 1)	WHITEHALL CITY SCHOOL DISTRICT BOARD OF EDUCATION (VOTE FOR NOT MORE THAN TWO)										TOTAL VOTE													
R O O N	N E U I Z L I N G	L Y N N A	O C H S E N D O R T	C H A R L E S	D E R S O M	J O H N F	L A C O R T E	R O D N E Y S	S P A R K S	R O B E R T N	W Y C K O F F	B I L L	T O M P O S	L E O O P E R D G	C O O P E R G	M I C H E L L E	D E L V A L L E	B O B M	G R I M M	P A T	M C M I L L I N	J A M E S	M O R R I S	L I Z	N E U I Z L I N G	TOTAL VOTE	
																											***** *** *

TOTALS...

TOWNSHIPS	624	472	551	504	708	781	821	825	1384	1178	1985	788	1803	5274
ABSENTEE	20	14	22	17	26	17	22	27	42	37	44	24	63	
GRAND TOTAL	644	486	573	521	734	798	843	852	1426	1215	2029	812	1866	5274

CITY OF WORTHINGTON  
COUNCIL  
(VOTE FOR THREE)

WORTHINGTON CITY SCHOOL DISTRICT  
BOARD OF EDUCATION  
(VOTE FOR NOT MORE THAN TWO)

LOU J G S	B R I G G S	G C O U R T N E Y	C H A P M A N	J O H N P	C O L E M A N	R A R A G H I	J O H N M	S U E C H T E N	M C N A G H I E N	D O L I T E	W H I T E	TOTAL VOTE
												***** *** *

TOWNSHIPS	65	139	148	127	339	65	139	148	127	339
WARD 53	33	57	79	57	150	20	36	49	29	112
	39	76	105	80	244	45	70	95	67	207
	34	75	93	71	203	236	453	569	431	1255
WARD 60	153	89	109	53	261	70	111	149	73	245
	61	124	128	84	249	52	114	162	76	260
	67	102	145	100	247	64	91	108	72	204
	2	3	6	4	225	70	69	71	37	231
	61	92	129	84	220	47	53	61	38	136
	49	108	128	85	277	41	52	134	37	161
	37	67	88	50	146	50	86	131	63	205
	824	1161	1549	856	3067	76	108	132	74	267
WARD 65	27	42	61	39	116	67	82	106	55	219
	46	84	97	69	219	72	90	131	80	254
	74	91	135	116	259	84	115	151	93	330
	60	100	118	88	271	41	59	65	43	148
	61	76	93	66	214	608	847	1089	723	2297
PERRY	67	100	195	83	294	37	74	69	53	173
	83	120	115	103	263	67	93	160	44	240
	59	113	163	112	288	43	61	50	29	185
	60	88	127	73	219	416	649	879	497	1662

CITY OF WORTHINGTON WORTHINGTON CITY SCHOOL DISTRICT  
 COUNCIL BOARD OF EDUCATION  
 (VOTE FOR THREE) (VOTE FOR NOT MORE THAN TWO)

	L O U I S	B R I G G S	G C H A P M A N E Y	J C O H L E M A N	R A Y D H I	D R A G H I	J H O E R T M	S M C N A G H T E N	D W O L I T R E S E	TOTAL VOTE
SHARDN										**** *** *
A					61	128	146	90		280
B					27	86	63	73		187
					88	214	209	163		467
RIVERLEA					80	88	138	115		266
					80	88	138	115		266
WORTHINGTON WARD 01					67	86	118	91		235
A	161	124	142		76	50	82	75		187
B	108	78	81		82	121	164	131		321
C	214	170	190		72	106	133	122		275
D	191	155	163		61	101	101	100		438
E	144	112	125		67	167	195	112		358
F	193	164	173							
G										
	1011	803	874		425	631	793	631		1614
WARD 02					100	78	131	129		292
A	168	119	154		78	89	132	101		269
B	148	116	130		46	108	125	106		260
C	150	113	125		62	105	124	123		288
D	161	139	149		59	89	98	106		256
E	134	90	110							
	761	577	668		345	469	610	565		1365
WARD 03					84	108	145	111		260
A	187	151	149		70	101	108	187		293
B	191	149	165		56	103	140	121		258
C	161	124	132		62	115	126	111		257
D	166	138	139		67	128	129	141		300
E	180	156	158		65	115	134	130		259
F	177	150	148		51	118	140	101		252
G	162	116	129							
	1224	984	1020		455	788	922	902		1879
WARD 04					30	77	84	75		172
A	107	90	99		53	95	126	96		242
B	137	105	120		55	87	144	109		244
C	151	110	119		55	101	106	74		200
D	133	110	111		43	87	82	89		194
E	118	96	112		45	70	79	69		169
F	109	82	92		66	115	149	99		255
G	168	134	148							
	923	727	801		347	632	770	611		1476

\*\* RECAP \*\*

CITY OF WORTHINGTON WORTHINGTON CITY SCHOOL DISTRICT  
 COUNCIL BOARD OF EDUCATION  
 (VOTE FOR THREE) (VOTE FOR NOT MORE THAN TWO)

	L O U I S	B R I G G S	G C H A P M A N E Y	J C O H L E M A N	R A Y D H I	D R A G H I	J H O E R T M	S M C N A G H T E N	D W O L I T R E S E	TOTAL VOTE
TOTALS...										**** *** *
COLUMBUS					1668	2461	3207	2010		6619
TOWNSHIPS	3919	3091	3363		2156	3471	4321	3484		8729
ABSENTEE	226	213	225		138	234	282	253		
GRAND TOTAL	4145	3304	3588		3962	6166	7810	5747		15348

V I L L A G E O F B R I C E

	MAYOR (VOTE FOR 1)		CLERK TREASURER (VOTE FOR 1)		COUNCIL (VOTE FOR TWO)					
	V E R N O N	H E R D M A N	S T E P H E N	K E M P T O N	R O S E	W A T S O N	V I O L E T J E A N	C H R I S T I N A	M A R Y M A	
TRURO										TOTAL VOTE
B	29		32		16		25	31	25	137
	29		32		16		25	31	25	137

\*\* RECAP \*\*

V I L L A G E O F B R I C E

	MAYOR (VOTE FOR 1)		CLERK TREASURER (VOTE FOR 1)		COUNCIL (VOTE FOR TWO)					
	V E R N O N	H E R D M A N	S T E P H E N	K E M P T O N	R O S E	W A T S O N	V I O L E T J E A N	C H R I S T I N A	M A R Y M A	
TOTALS...										TOTAL VOTE
COLUMBUS										**** *** *
TOWNSHIPS	29		32		16		25	31	25	137
ABSENTEE	3		2		2		4	3	0	
GRAND TOTAL	32		34		18		29	34	25	137

W R I T E - I N V O T E S . . .

BRICE MAYOR  
CATHY L COMPTON..... 16 VOTES

VILLAGE OF CANAL WINCHESTER

CANAL WINCHESTER LOCAL SCHOOL DISTRICT BOARD OF EDUCATION

MAYOR (VOTE FOR 1) CLERK TREASURER (VOTE FOR 1) COUNCIL (VOTE FOR 2) BOARD OF PUBLIC AFFAIRS (VOTE FOR 2) (VOTE FOR NOT MORE THAN TWO)

	M J I O K N E S	E M L A I R Z T A B E T H	E D J E F F E R S	J R A M E E S Y W	E S D W Y A D R E R L	G G A R I M L E S K	J H O C K M A N	R R O S B E S J	R R U S T H S A	T Z H I E G M A L E R D	TOTAL VOTE ***** *** #
COLUMBUS WARD 45 H						7	2	3	7	7	156
MADISON						7	2	3	7	7	156
A B E						35	17	9	21	32	180
						19	11	7	19	14	136
						7	3	1	7	14	236
CANAL WINCHESTER						61	31	17	47	60	552
A	268	236	197	214	229	133	92	54	91	226	332
B	215	172	153	152	184	128	76	40	85	141	269
C	159	132	128	107	121	93	56	24	77	113	200
	642	540	478	473	534	354	224	118	253	480	801

\*\* RECAP \*\*

VILLAGE OF CANAL WINCHESTER

CANAL WINCHESTER LOCAL SCHOOL DISTRICT BOARD OF EDUCATION

MAYOR (VOTE FOR 1) CLERK TREASURER (VOTE FOR 1) COUNCIL (VOTE FOR 2) BOARD OF PUBLIC AFFAIRS (VOTE FOR 2) (VOTE FOR NOT MORE THAN TWO)

	M J I O K N E S	E M L A I R Z T A B E T H	E D J E F F E R S	J R A M E E S Y W	E S D W Y A D R E R L	G G A R I M L E S K	J H O C K M A N	R R O S B E S J	R R U S T H S A	T Z H I E G M A L E R D	TOTAL VOTE ***** *** #
TOTALS...											
COLUMBUS TOWNSHIPS	642	540	478	473	534	415	255	135	300	540	1353
ABSENTEE	14	15	14	14	13	15	7	1	4	16	
SUB-TOTAL	656	555	492	487	547	437	264	139	311	563	1509
FAIRFIELD CO	17	18	18	16	18	247	189	74	172	216	
GRAND TOTAL	673	573	510	503	565	684	453	213	483	779	1509

WRITE-IN VOTES...

CANAL WINCHESTER LOCAL SCHOOL DISTRICT  
LINDA M HANCOCK..... 0 VOTES

VILLAGE OF GROVEPORT

MAYOR  
(VOTE FOR ONE)

CLERK  
TREASURER  
(VOTE FOR ONE)

COUNCIL  
(VOTE FOR NOT MORE THAN TWO)

	NORTHMAN	BETHANA	JCARLE	CHARLEY	ROBERT	DEGERT	DEGNHART	ROGGER	PARKER	RICHARD	HEIMANN	JEANNE	JULIE	MOSHER	PARYAN	BRYAN	RAYMOND	KISLEY	MARGARET	MARGARET	FRANK	SMITH	LANCASHIRE	WESTCAMP	SUE	WHITESE	TOTAL VOTE
																										***** *** *	
GROVEPORT																											
A	15		129		25				24	68	50		66		59	45	59	43	67	47	200						
B	33		145		63				29	73	86		85		74	69	72	59	105	80	279						
C	52		173		42				48	81	104		124		76	102	111	88	99	78	326						
	100		447		130				101	222	240		275		209	216	242	190	271	205	805						

\*\* RECAP \*\*

VILLAGE OF GROVEPORT

MAYOR  
(VOTE FOR ONE)

CLERK  
TREASURER  
(VOTE FOR ONE)

COUNCIL  
(VOTE FOR NOT MORE THAN TWO)

	NORTHMAN	BETHANA	JCARLE	CHARLEY	ROBERT	DEGERT	DEGNHART	ROGGER	PARKER	RICHARD	HEIMANN	JEANNE	JULIE	MOSHER	PARYAN	BRYAN	RAYMOND	KISLEY	MARGARET	MARGARET	FRANK	SMITH	LANCASHIRE	WESTCAMP	SUE	WHITESE	TOTAL VOTE
																										***** *** *	
TOTALS...																											
COLUMBUS																											
TOWNSHIPS	100		447		130				101	222	240		275		209	216	242	190	271	205	805						
ABSENTEE	4		17		8				1	8	6		13		6	6	20	16	13	1							
GRAND TOTAL	104		464		138				102	230	246		288		215	222	262	206	284	206	805						

GROVEPORT MADISON LOCAL SCHOOL DISTRICT

BOARD OF EDUCATION  
(VOTE FOR NOT MORE THAN TWO)

A L Y C M I B S M T  
D R E S A R C E N Y A R Y  
W E S O L L I B D E R Y  
E A A R R A R D R O W

J  
E  
A  
N  
I  
N  
E

TOTAL  
VOTE

\*\*\*\*\*  
\*\*\*  
\*

	A L Y D R E W E	C M I R O L L I	B S N Y B A R R A	M T A R Y D R O W	TOTAL VOTE
COLUMBUS WARD 44	76	53	77	82	206
H	91	68	97	77	218
J	14	14	8	10	39
M	92	68	80	80	225
O	273	203	262	249	688
WARD 45	99	91	77	101	243
D	107	151	67	67	268
H	98	60	26	64	156
J	58	128	56	63	210
	322	430	226	295	877
WARD 50	67	33	74	58	173
C	67	33	74	58	173
OBETZ	51	40	95	49	206
B	29	18	34	26	86
D	80	58	129	75	292
MADISON	57	30	41	46	180
A	22	24	25	34	136
B	93	72	65	73	212
C	129	75	86	95	255
D	122	60	88	79	236
E	81	78	50	73	191
F	74	66	64	68	193
G	67	51	57	58	162
H	111	83	91	100	263
I	79	51	55	74	187
J	58	50	52	51	157
K	78	66	50	87	184
L	117	40	80	81	189
M	81	66	53	70	184
N	142	48	110	95	238
O	82	28	66	49	145
P	1393	890	1033	1133	3112
GROVEPORT	125	40	90	68	200
A	141	58	129	130	279
B	180	70	154	143	326
C	446	168	373	341	805
TRURO	50	45	56	41	137
B	73	63	41	70	179
C	123	108	97	111	316

\*\* RECAP \*\*

GROVEPORT MADISON LOCAL SCHOOL DISTRICT

BOARD OF EDUCATION  
(VOTE FOR NOT MORE THAN TWO)

A L Y C M I B S M T  
D R E S A R C E N Y A R Y  
W E S O L L I B D E R Y  
E A A R R A R D R O W

J  
E  
A  
N  
I  
N  
E

TOTAL  
VOTE

\*\*\*\*\*  
\*\*\*  
\*

	A L Y D R E W E	C M I R O L L I	B S N Y B A R R A	M T A R Y D R O W	TOTAL VOTE
TOTALS....					
COLUMBUS	662	666	562	602	1738
TOWNSHIPS	2042	1224	1632	1660	4525
ABSENTEE	71	33	47	60	
GRAND TOTAL	2775	1923	2241	2322	6263

HAMILTON LOCAL SCHOOL DISTRICT . . . . . V I L L A G E O F H A R R I S B U R G . . . . .  
 BOARD OF EDUCATION MAYOR CLERK COUNCIL  
 (VOTE FOR NOT MORE THAN TWO) (VOTE FOR 1) TREASURER (VOTE FOR 1) (VOTE FOR NOT MORE THAN TWO)

	SE TE EV ES	BR RI AN L	SC CH AL LE PP I	JO HN NE WR	TI BE LO TH Y	SP US AN FR IT Z	JO AM YE CE ML	KU RE LL ER	LU CI LL EA	LE ON AR DS	SA MP LES	KA TH Y	SP RA GU E	TOTAL VOTE
					A									***** *** *
COLUMBUS WARD 49 A	80	56	67											168
B	30	18	21											195
	110	74	88											363
WARD 50 D	0	2	1											244
	0	2	1											244
HAMILTON A	80	106	86											236
B	57	68	70											167
C	117	127	89											268
D	98	118	79											236
E	150	135	120											305
F	77	141	123											266
	579	695	567											1478
LOCKBOURNE	31	39	44											96
	31	39	44											96
OBETZ A	122	128	159											335
C	99	128	110											275
	221	256	269											610
HARRISBURG				86	89	24	52	74	11	39	108			
				86	89	24	52	74	11	39	108			

\*\* RECAP \*\* HAMILTON LOCAL SCHOOL DISTRICT . . . . . V I L L A G E O F H A R R I S B U R G . . . . .  
 BOARD OF EDUCATION MAYOR CLERK COUNCIL  
 (VOTE FOR NOT MORE THAN TWO) (VOTE FOR 1) TREASURER (VOTE FOR 1) (VOTE FOR NOT MORE THAN TWO)

	SE TE EV ES	BR RI AN L	SC CH AL LE PP I	JO HN NE WR	TI BE LO TH Y	SP US AN FR IT Z	JO AM YE CE ML	KU RE LL ER	LU CI LL EA	LE ON AR DS	SA MP LES	KA TH Y	SP RA GU E	TOTAL VOTE
					A									***** *** *
TOTALS...														
COLUMBUS	110	76	89											607
TOWNSHIPS	831	990	880	86	89	24	52	74	11	39	2292			
ABSENTEE	30	163	158	1	1	0	0	1	0	1				
SUB-TOTAL	971	1229	1127	87	90	24	52	75	11	40	2899			
PICKAWAY CD				0	1	0	0	1	0	0				
GRAND TOTAL	971	1229	1127	87	91	24	52	76	11	40	2899			



VILLAGE OF LOCKBOURNE							VILLAGE OF MARBLE CLIFF							TOTAL VOTE	
MAYOR (VOTE FOR 1)		CLERK TREASURER (VOTE 1)	COUNCIL (VOTE FOR TWO)				MAYOR (VOTE FOR 1)		CLERK TREASURER (VOTE FOR 1)	COUNCIL (VOTE NOT MORE THAN TWO)					
H I L D I E R G	L O Z I E R C	S H I R K E Y C	F H A M M O N D J A N E	R M O O R D H A R D	D S W I G H T E	L S H I R K E Y E	P A U L J O	J K O L I A N T M H	F R E D S E E	F M R O N A K C O M	A P L A Y N N E F	B S I L L A G E R			
LOCKBOURNE			66	26	69	47	63	27					96		
MARBLE CLIFF			66	26	69	47	63	27	266	232	61	205	105	157	299
									266	232	61	205	105	157	299

\*\* RECAP \*\*

VILLAGE OF LOCKBOURNE							VILLAGE OF MARBLE CLIFF							TOTAL VOTE	
MAYOR (VOTE FOR 1)		CLERK TREASURER (VOTE 1)	COUNCIL (VOTE FOR TWO)				MAYOR (VOTE FOR 1)		CLERK TREASURER (VOTE FOR 1)	COUNCIL (VOTE NOT MORE THAN TWO)					
H I L D I E R G	L O Z I E R C	S H I R K E Y C	F H A M M O N D J A N E	R M O O R D H A R D	D S W I G H T E	L S H I R K E Y E	P A U L J O	J K O L I A N T M H	F R E D S E E	F M R O N A K C O M	A P L A Y N N E F	B S I L L A G E R			
TOTALS...			66	26	69	47	63	27	266	232	61	205	105	157	395
COLUMBUS			12	6	5	15	14	7	12	12	4	9	5	10	
GRAND TOTAL			78	32	74	62	77	34	278	244	65	214	110	167	395

VILLAGE OF MINERVA PARK

VILLAGE OF NEW ALBANY

	MAYOR (VOTE FOR 1)			CLERK TREASURER (VOTE FOR 1) (NONE FILED)	COUNCIL (VOTE FOR TWO)			MAYOR (VOTE FOR 1)	CLERK TREASURER (VOTE FOR 1) (NONE FILED)	COUNCIL (VOTE FOR 2)		TOTAL VOTE
	DB AL VA IR DR	J A ME S	C O CK E R E L L		D O N A M P N E Y	A M C D R E W E K	B W A R H L B A R T H E H			E M A R L S G R A V E S R	M T H O M A S J R	
MINERVA PK												
A	118		74		95	101	110					192
B	188		70		117	131	172					261
C	150		102		131	111	152					255
	456		246		343	343	434					708
NEW ALBANY								67		79		138
								67		79		138

\*\* RECAP \*\*

VILLAGE OF MINERVA PARK

VILLAGE OF NEW ALBANY

	MAYOR (VOTE FOR 1)			CLERK TREASURER (VOTE FOR 1) (NONE FILED)	COUNCIL (VOTE FOR TWO)			MAYOR (VOTE FOR 1)	CLERK TREASURER (VOTE FOR 1) (NONE FILED)	COUNCIL (VOTE FOR 2)		TOTAL VOTE
	DB AL VA IR DR	J A ME S	C O CK E R E L L		D O N A M P N E Y	A M C D R E W E K	B W A R H L B A R T H E H			E M A R L S G R A V E S R	M T H O M A S J R	
TOTALS...												
COLUMBUS												
TOWNSHIPS	456		246		343	343	434	67		79		846
ABSENTEE	20		9		16	14	19	1		2		
GRAND TOTAL	476		255		359	357	453	68		81		846

VILLAGE OF NEW ROME

VILLAGE OF OBETZ

MAYOR CLERK COUNCIL  
 (VOTE 1)(VOTE 1)(VOTE 2)  
 .....(NONE FILED).....

M A Y O R C L E R K C O U N C I L  
 (VOTE FOR 1) (VOTE FOR 1) (VOTE FOR NOT MORE THAN TWO)

	K E L Y	B A R D S	M A R K S I C H	F R O E H L I C H	L O U I S I E	C R A B I S T R E E	M D A R T I N A L	J M A N E T L I N S	R O L A M A N D A N	W A L T E R E B E R R Y	C O F F E N B E R R Y	R E H B E R T D R G	M A R I V I D E N R	T E A R L O N	E M C Q U I R T	J A M E S E A N	S U L L I V A N	TOTAL VOTE	
	A						L		L				F						**** *** *

OBETZ	A	B	C	D	79	251	165	133	18	126	112	66	63	40	55	113	335
					57	146	80	62	45	48	67	9	70	34	21	78	206
					89	182	117	95	46	78	106	42	52	65	32	104	275
					44	42	41	28	11	25	22	3	35	19	9	25	86
					269	621	403	318	120	277	307	120	220	158	117	320	902

\*\* RECAP \*\*

VILLAGE OF NEW ROME

VILLAGE OF OBETZ

MAYOR CLERK COUNCIL  
 (VOTE 1)(VOTE 1)(VOTE 2)  
 .....(NONE FILED).....

M A Y O R C L E R K C O U N C I L  
 (VOTE FOR 1) (VOTE FOR 1) (VOTE FOR NOT MORE THAN TWO)

	K E L Y	B A R D S	M A R K S I C H	F R O E H L I C H	L O U I S I E	C R A B I S T R E E	M D A R T I N A L	J M A N E T L I N S	R O L A M A N D A N	W A L T E R E B E R R Y	C O F F E N B E R R Y	R E H B E R T D R G	M A R I V I D E N R	T E A R L O N	E M C Q U I R T	J A M E S E A N	S U L L I V A N	TOTAL VOTE	
	A						L		L				F						**** *** *

TOTALS...

COLUMBUS TOWNSHIPS	269	621	403	318	120	277	307	120	220	158	117	320	902
ABSENTEE	35	57	45	44	3	32	52	6	29	7	5	49	
GRAND TOTAL	304	678	448	362	123	309	359	126	249	165	122	369	902

WRITE-IN VOTES...

NEW ROME MAYOR BOB D LEE.....	7 VOTES
NEW ROME CLERK/TREASURER CORENA THOMPSON.....	6 VOTES
NEW ROME COUNCIL LARRY SEILER.....	8 VOTES
SHERRY LYNN SEILER.....	5 VOTES

PLAIN LOCAL SCHOOL DISTRICT VILLAGE OF RIVERLEA

BOARD OF EDUCATION (VOTE FOR 2) MAYOR (VOTE FOR 1) CLERK TREASURER (VOTE FOR 1) COUNCIL (VOTE FOR 2)

J CO T W A W  
S O X E R A L L E B  
E P H L R Y I S A N B  
F H A R D L D

M H J W  
A U E A J  
R E S T I A  
T H A S I N E  
E V A N S C L A R K

P A J K  
A N D C C  
R I R H A  
C I S S O L S  
I O N A N E  
A B

TOTAL VOTE  
\*\*\*\*  
\*\*\*  
\*

COLUMBUS WARD 62	E	0	0	0					122
	H	17	16	12					191
		17	16	12					313
BLENDON	B	1	1	3					164
		1	1	3					164
PLAIN	A	74	81	79					178
	B	99	124	94					270
	C	101	133	152					277
	D	110	136	144					278
	E	151	142	141					286
		535	616	610					1289
NEW ALBANY		50	77	61					138
		50	77	61					138
RIVERLEA					186	173	173	146	266
					186	173	173	146	266

\*\* RECAP \*\*

PLAIN LOCAL SCHOOL DISTRICT VILLAGE OF RIVERLEA

BOARD OF EDUCATION (VOTE FOR 2) MAYOR (VOTE FOR 1) CLERK TREASURER (VOTE FOR 1) COUNCIL (VOTE FOR 2)

J CO T W A W  
D O X E R A L L E B  
S E P H L R Y I S A N B  
F H A R D L D

M H J W  
A U E A J  
R E S T I A  
T H A S I N E  
E V A N S C L A R K

P A J K  
A N D C C  
R I R H A  
C I S S O L S  
I O N A N E  
A B

TOTAL VOTE  
\*\*\*\*  
\*\*\*  
\*

TOTALS...									
COLUMBUS TOWNSHIPS		17	16	12	186	173	173	146	313
ABSENTEE		19	23	26	9	9	9	8	
SUB-TOTAL		622	733	712	195	182	182	154	2170
LICKING CO		1	0	1					
GRAND TOTAL		623	733	713	195	182	182	154	2170

VILLAGE OF URBANCREST VILLAGE OF VALLEYVIEW

	MAYOR (VOTE FOR 1)				CLERK TREASURER (VOTE FOR 1)	COUNCIL (VOTE FOR 2)				BOARD OF PUBLIC AFFAIRS (VOTE FOR 2)		MAYOR (VOTE FOR 1)	CLERK TREASURER (VOTE FOR 1)	COUNCIL (VOTE FOR 2)		TOTAL VOTE							
	V A A U G H N T O N E	H A I R S T O N	G L E N N	S E A B U R Y	V E R O N I K A	S H E P H E R D	J E R M A L I N E	C O L E M A N	S H A U N D E R S	H E N R Y	W A R R R	M A R L I N	W E S T	O N E V I A	J O H N S O N		T H E L M A	L E W I S	F R E I D E	W O L F E	J O H N U C H A	H A Z U C H A	D I A N A
VALLEYVIEW																		138		127		128	220
URBANCREST	81	32	104		160	118	68	141	115	126								138		127		128	220
	81	32	104		160	118	68	141	115	126													230
	81	32	104		160	118	68	141	115	126													230

\*\* RECAP \*\*

VILLAGE OF URBANCREST VILLAGE OF VALLEYVIEW

	MAYOR (VOTE FOR 1)				CLERK TREASURER (VOTE FOR 1)	COUNCIL (VOTE FOR 2)				BOARD OF PUBLIC AFFAIRS (VOTE FOR 2)		MAYOR (VOTE FOR 1)	CLERK TREASURER (VOTE FOR 1)	COUNCIL (VOTE FOR 2)		TOTAL VOTE								
	V A A U G H N T O N E	H A I R S T O N	G L E N N	S E A B U R Y	V E R O N I K A	S H E P H E R D	J E R M A L I N E	C O L E M A N	S H A U N D E R S	H E N R Y	W A R R R	M A R L I N	W E S T	O N E V I A	J O H N S O N		T H E L M A	L E W I S	F R E I D E	W O L F E	J O H N U C H A	H A Z U C H A	D I A N A	S T A R K E Y
TOTALS...																								
COLUMBUS TOWNSHIPS	81	32	104		160	118	68	141	115	126								138		127		128	450	
ABSENTEE	3	0	2		4	3	0	4	4	3								5		5		5		
GRAND TOTAL	84	32	106		164	121	68	145	119	129								143		132		133	450	

FRANKLIN COUNTY  
BOARD OF EDUCATION  
(VOTE NOT MORE THAN TWO)

		R I C H A R L	W M I C L A N	TOTAL VOTE
		I	H	***** *** *
COLUMBUS WARD 10	J M	72 125	77 130	181 323
		197	207	504
WARD 44	H J M O	79 87 20 73	72 62 13 81	206 218 39 225
		259	228	688
WARD 45	D E H J	107 89 63 86	73 79 56 78	243 268 156 210
		345	286	877
WARD 49	A B	61 31	52 15	168 195
		92	67	363
WARD 50	C D	62 1	51 1	173 244
		63	52	417
WARD 60	A D K	0 61 34	0 79 30	261 201 231
		95	109	693
WARD 62	E H	0 17	0 9	122 191
		17	9	313
WARD 63	F I J K	65 53 67 51	56 46 68 64	205 107 268 149
		236	234	729

FRANKLIN COUNTY  
BOARD OF EDUCATION  
(VOTE NOT MORE THAN TWO)

		R I C H A R L	W M I C L A N	TOTAL VOTE
		I	H	***** *** *
COLUMBUS WARD 64	A B C D E F G H I J	74 71 97 65 58 63 64 76 64 46	72 68 91 68 66 62 59 87 59 53	192 163 233 173 192 161 149 191 177 126
		678	685	1757
WARD 65	B C G H K M N P	72 47 51 107 3 55 33 48	75 55 52 119 4 49 42 44	241 139 132 277 330 131 110 140
		416	440	1500
BLENDON	B	1	2	164
		1	2	164
HAMILTON	A B C D E F	126 82 161 143 164 137	79 66 67 68 95 82	236 167 268 236 305 266
		813	457	1478
LOCKBOURNE		48	31	96
		48	31	96
OBETZ	A B C D	188 74 154 40	106 49 89 29	335 206 275 86
		456	273	902

FRANKLIN COUNTY  
BOARD OF EDUCATION  
(VOTE NOT MORE THAN TWO)

		R I C H A R L	W M I C L A N A M	TOTAL VOTE
		I	H	***** *** *
MADISON				
	A	60	84	180
	B	48	56	136
	C	109	71	212
	D	102	104	255
	E	95	105	236
	F	80	77	191
	G	83	76	193
	H	61	66	162
	I	118	96	263
	J	81	77	187
	K	82	48	157
	L	81	78	184
	M	87	83	189
	N	82	86	184
	O	100	135	238
	P	62	70	145
		1331	1312	3112
CANAL WINCHESTER				
	A	115	223	332
	B	88	167	269
	C	65	122	200
		268	512	801
GROVEPORT				
	A	96	99	200
	B	142	140	279
	C	131	171	326
		369	410	805
NORWICH				
	F	18	23	187
		18	23	187
PERRY				
	F	26	22	155
	G	16	17	185
		42	39	340

FRANKLIN COUNTY  
BOARD OF EDUCATION  
(VOTE NOT MORE THAN TWO)

		R I C H A R L	W M I C L A N A M	TOTAL VOTE
		I	H	***** *** *
PLAIN				
	A	62	63	178
	B	93	81	270
	C	86	101	277
	D	106	121	278
	E	106	127	286
		453	493	1289
NEW ALBANY				
		47	48	138
		47	48	138
TRURD				
	B	51	46	137
	C	64	62	179
		115	108	316
WASHINGTON				
	A	44	47	166
	B	8	6	173
		52	53	339
DUBLIN WARD 01				
	A	92	80	270
	B	64	81	177
		156	161	447
WARD 02				
	A	95	95	278
	B	57	74	215
	C	83	73	222
		235	242	715
WARD 03				
	A	57	61	171
		57	61	171
WARD 04				
	A	107	114	302
	B	69	89	222
	C	133	132	398
	D	60	54	171
	E	88	78	267
		457	467	1360

\*\* RECAP \*\*

FRANKLIN COUNTY  
BOARD OF EDUCATION  
(VOTE NOT MORE THAN TWO)

R H  
I E  
C L  
H S  
A E  
R L  
D

W M  
I C  
L A  
L A  
I N  
A N  
M

TOTAL  
VOTE

\*\*\*\*\*  
\*\*\*  
\*

I H

TOTALS...

COLUMBUS	2398	2317	7841
TOWNSHIPS	4918	4692	12660
ABSENTEE	383	306	
-----	-----	-----	-----
SUB-TOTAL	7699	7315	20501
DELAWARE CO	552	593	
FAIRFIELD CO	198	401	
LICKING CO	1	1	
UNION CO	177	176	
-----	-----	-----	-----
GRAND TOTAL	8627	8486	20501

BLENDON TOWNSHIP					BROWN TOWNSHIP					CLINTON TOWNSHIP				
CLERK		TRUSTEE			CLERK		TRUSTEE			CLERK		TRUSTEE		
{VOTE FOR 1}		{VOTE FOR 1}			{VOTE FOR 1}		{VOTE FOR 1}			{VOTE 1}		{VOTE FOR 1}		

S C	W E	L B	J W	F B	H J	H W	W B	P S	E Y	B B	J J	D D
U A	A S	I N	E R	R A	A R	A I	A Y	A M	L I	O N	I F	O L
N L	N P	D A	R Y	R E	R M	Z E	N K	E R	Z A	N I	F R	L D
P N	L	S R	L	G T	L N	L A	B	A	B E	C H	D A	C H
					W	E S			H	C		J

TOTAL  
VOTE

\*\*\*\*\*  
\*\*\*  
\*

BLENDON														97	
A	46	30	33	46										164	
B	54	74	46	92										148	
C	43	75	36	89										214	
D	101	85	88	106										270	
E	108	118	94	141										217	
F	60	127	38	163										226	
G	48	166	57	160										168	
H	54	99	46	117										187	
I	42	122	50	126										118	
J	27	78	22	86										107	
K	31	62	27	71										204	
L	61	127	58	133										123	
M	69	35	67	41										2243	
-----	744	1198	662	1371										-----	
MINERVA PK														192	
A	39	131	41	135										261	
B	49	184	53	172										255	
C	42	187	45	185										708	
-----	130	502	139	492										-----	
BROWN														341	
A	64	105	134	132	177										236
B	54	38	115	98	109										577
-----	118	143	249	230	286										-----
CLINTON														182	
A	109	35	82	43									156		
B	76	33	75	24									177		
C	98	45	71	44									190		
D	107	43	84	29									70		
E	39	7	57	3									58		
F	31	10	28	10									75		
G	36	20	22	13									193		
H	99	64	70	35									-----		
-----	595	257	489	201									1101		





\*\* RECAP \*\*

FRANKLIN TOWNSHIP

HAMILTON TOWNSHIP

CLERK

TRUSTEE

CLERK

TRUSTEE

(VOTE FOR 1)

(VOTE FOR 1)

(VOTE FOR 1)

(VOTE FOR 1)

HELENER  
MILLER  
BARBARA  
SEEGER

COOK  
CLIFF  
WILLIAMS  
JUSTUS

JANET  
PEOPLES

JERRY  
LEE  
KAREN  
SCHUYTE

BRUCE  
COTRELL  
ROBERT  
NIEBANN  
GEOFFREY  
ROBINSON  
PAUL  
STIMPFLER

TOTAL  
VOTE

\*\*\*\*\*  
\*\*\*  
#

TOTALS...

COLUMBUS

TOWNSHIPS

ABSENTEE

GRAND TOTAL

929 1211 1199 415 684  
31 48 35 20 26

746 1416 663 206 391 859  
147 80 32 15 113 66

5077  
5077

JACKSON TOWNSHIP

JEFFERSON TOWNSHIP

CLERK

TRUSTEE

CLERK

TRUSTEE

(VOTE FOR 1)

(VOTE FOR 1)

(VOTE 1)

(VOTE FOR 1)

JAMES  
BIRK  
VAN  
ANNETT  
SEESER  
SHERROD  
SHERROD  
TOLLYVAN

ACUDREY  
DIXON  
MILLER  
HOLGAMANN

ANNIE  
HEAD  
SUE

KURT  
BURKES  
RAY  
JARRVIS  
JON  
WALKER

TOTAL  
VOTE

\*\*\*\*\*  
\*\*\*  
#

JACKSON

A  
B  
C  
D  
E  
F

38 46 27 15 38 64 31  
77 115 53 17 89 146 28  
51 75 38 21 75 80 38  
79 100 60 33 92 149 47  
43 50 40 31 50 74 38  
48 82 50 12 45 94 54

149  
297  
221  
326  
176  
214

GROVE CITY  
WARD 01

A  
B  
C  
D  
E

57 82 53 26 67 82 72  
30 53 35 14 43 61 35  
81 91 73 28 100 99 55  
22 36 28 7 33 44 19  
43 42 33 14 64 47 30

253  
154  
327  
126  
152

WARD 02

A  
B  
C  
D  
E  
F

55 83 34 10 75 74 26  
53 60 45 22 81 70 33  
41 100 32 10 70 79 33  
66 70 68 21 84 98 31  
50 81 86 31 90 104 51  
62 66 44 29 77 71 58

198  
206  
207  
268  
288  
225

WARD 03

A  
B  
C  
D  
E  
F

69 70 47 18 109 65 37  
36 35 22 5 39 45 15  
63 88 71 24 93 103 54  
84 89 49 22 104 105 36  
44 58 36 6 92 37 25  
107 91 103 56 172 136 43

232  
116  
283  
279  
169  
428

WARD 04

A  
B  
C  
D  
E  
F

55 37 46 8 83 55 16  
63 67 45 16 85 82 25  
38 29 36 14 56 34 27  
62 94 47 27 87 89 65  
63 83 86 22 104 116 38  
52 63 38 18 22 72 67

174  
218  
144  
281  
301  
204

URBANCREST

333 373 298 105 437 448 238  
20 47 55 22 26 65 56

1322  
230

JEFFERSON

A  
B  
C  
D  
E

20 47 55 22 26 65 56

153 17 126 57 240  
185 8 170 47 268  
174 42 123 79 288  
160 19 113 80 255  
148 14 121 49 228

230  
230

820

1279

\*\* RECAP \*\*

JACKSON TOWNSHIP

JEFFERSON TOWNSHIP

CLERK

TRUSTEE

CLERK

TRUSTEE

{VOTE FOR 1}

{VOTE FOR 1}

{VOTE 1}

{VOTE FOR 1}

JAMES V	BIRK	JANET	SHAILER	SHERROD	SHERROD	TONY	SULLIVAN	AUDREY J	CODX	DOHLER	MILLER	HIGMAN	SIGMAN
---------	------	-------	---------	---------	---------	------	----------	----------	------	--------	--------	--------	--------

NEANIE SUE	HEAD	KURTHER	BURKES	RAY	ARVINS	JOHN	WALKER
------------	------	---------	--------	-----	--------	------	--------

TOTAL VOTE  
\*\*\*\*  
\*\*\*  
\*

TOTALS...

COLUMBUS

TOWNSHIPS	1652	2083	1480	599	2245	2440	1183	820	100	653	312	8125
ABSENTEE	59	87	27	18	79	72	47	33	5	22	8	
GRAND TOTAL	1711	2170	1507	617	2324	2512	1230	853	105	675	320	8125

MADISON TOWNSHIP

MIFFLIN TOWNSHIP

CLERK

TRUSTEE

CLERK

TRUSTEE

{VOTE FOR 1}

{VOTE FOR 1}

{VOTE 1}  
(NONE FILED)

{VOTE FOR 1}

BARRAS	ADAMS	DAVID	BARRIDON	SURABST	MARJORIE	JUDY	MARJORIE	PAUL	DRITZ	JAMES	STOKES
--------	-------	-------	----------	---------	----------	------	----------	------	-------	-------	--------

PELUS	VALUN	LYNDA	MUNDA	ROBERT	SOUDE
-------	-------	-------	-------	--------	-------

TOTAL VOTE  
\*\*\*\*  
\*\*\*  
\*

OBETZ	B	0	2	2	2	1	3	0	206	
MADISON	A	46	18	46	20	57	46	38	180	
	B	33	20	30	15	27	54	25	136	
	C	51	29	40	30	87	42	53	212	
	D	60	46	62	31	129	43	64	255	
	E	81	32	45	40	99	56	58	236	
	F	46	41	45	19	48	47	46	191	
	G	37	40	41	19	45	63	51	193	
	H	43	23	31	12	23	54	50	162	
	I	69	54	62	20	55	111	65	263	
	J	40	43	45	18	52	60	51	187	
	K	38	31	31	16	33	54	40	157	
	L	52	29	38	22	47	49	56	184	
	M	43	22	49	48	81	52	36	189	
	N	41	42	36	21	53	53	50	184	
	O	64	11	62	62	75	51	80	238	
	P	36	7	48	37	41	56	31	145	
CANAL WINCHESTER	A	49	43	97	62	139	41	85	332	
	B	36	48	67	28	111	38	55	269	
	C	30	33	55	23	68	35	47	200	
GROVEPORT	A	115	124	219	113	318	114	187	801	
	B	59	20	33	65	53	67	55	200	
	C	83	22	58	89	94	75	82	279	
	D	102	14	34	149	138	59	94	326	
MIFFLIN	A	244	56	125	303	285	201	231	805	
	B									
	C									
	D									
	E									
							30	11	49	113
							22	23	37	134
							40	39	57	171
							31	14	30	99
							24	19	29	95
							147	106	202	612

MADISON TOWNSHIP								MIFFLIN TOWNSHIP				TOTAL VOTE				
CLERK				TRUSTEE				CLERK		TRUSTEE						
{VOTE FOR 1}				{VOTE FOR 1}				{VOTE 1} (NONE FILED)		{VOTE FOR 1}						
B A R A R A	A D A M S	D A V I D L	B A R T O N	S U R O B A N T	M A R D Y J O R I E	J U D Y A	M I K E L L G O S	D O N T A L D R	J A M E S R	P E A U L L	E V A L I N S		L Y N D I A N	M U L L I N	R O B E R T	S O U D E R
																****
																***
																*
GAHANNA WARD 01																
A																38
B																43
C																86
D																60
E																192
F																165
G																166
																180
																184
																276
																296
																303
																462
																1380
WARD 02																
A																65
B																55
C																44
D																33
E																51
F																248
G																207
																445
																1167
WARD 03																
A																27
B																39
C																35
D																33
E																29
F																21
G																25
																209
																290
																542
																1391
WARD 04																
A																37
B																25
C																45
D																43
E																45
F																42
G																33
																270
																381
																580
																1617

MADISON TOWNSHIP								MIFFLIN TOWNSHIP				TOTAL VOTE				
CLERK				TRUSTEE				CLERK		TRUSTEE						
{VOTE FOR 1}				{VOTE FOR 1}				{VOTE 1} (NONE FILED)		{VOTE FOR 1}						
B A R A R A	A D A M S	D A V I D L	B A R T O N	S U R O B A N T	M A R D Y J O R I E	J U D Y A	M I K E L L G O S	D O N T A L D R	J A M E S R	P E A U L L	E V A L I N S		L Y N D I A N	M U L L I N	R O B E R T	S O U D E R
																****
																***
																*
TOTALS...																
COLUMBUS																
TOWNSHIPS	1139	670	1057	848	1576	1209	1212			1170	1287	2231				11091
ABSENTEE	21	16	28	40	47	25	37			43	39	81				
GRAND TOTAL	1160	686	1085	888	1623	1234	1249			1213	1326	2312				11091

WRITE-IN VOTES...

MIFFLIN TOWNSHIP CLERK  
NANCY M WHITE..... 39 VOTES

NORWICH TOWNSHIP		.....PERRY TOWNSHIP.....				PLAIN TOWNSHIP				TOTAL VOTE		
CLERK		TRUSTEE		CLERK		TRUSTEE		CLERK			TRUSTEE	
(VOTE 1)		(VOTE 1)		(VOTE 1)		(VOTE FOR 1)		(VOTE FOR 1)			(VOTE FOR 1)	
THERESA GOMERY		JIM MCE		BARD ARMON AND A		JOHN D		HARR D LING S		DAN A Y		**** *** #
NORWICH	A	136	140									
	B	151	152									239
	C	114	115									166
	D	105	114									177
	E	145	146									219
	F	121	116									187
	G	131	138									214
	H	115	125									175
		1018	1046									1584
HILLIARD WARD 01	A	94	90									139
	B	176	174									253
	C	64	67									102
		334	331									494
WARD 02	A	101	101									152
	B	118	116									182
	C	120	128									193
		339	345									527
WARD 03	A	143	146									188
	B	201	218									272
		344	364									460
WARD 04	A	182	180									244
	B	137	146									201
	C	113	113									167
		432	439									612
PERRY	A			162	49	37	74					294
	B			88	42	29	53					173
	C			154	73	62	48					263
	D			138	50	50	41					240
	E			164	68	53	62					288
	F			99	81	22	20					155
	G			117	51	36	46					185
	H			138	50	55	37					219
	I			25	9	5	5					38
				1085	473	349	386					1855

NORWICH TOWNSHIP		.....PERRY TOWNSHIP.....				PLAIN TOWNSHIP				TOTAL VOTE		
CLERK		TRUSTEE		CLERK		TRUSTEE		CLERK			TRUSTEE	
(VOTE 1)		(VOTE 1)		(VOTE 1)		(VOTE FOR 1)		(VOTE FOR 1)			(VOTE FOR 1)	
THERESA GOMERY		JIM MCE		BARD ARMON AND A		JOHN D		HARR D LING S		DAN A Y		**** *** #
PLAIN	A							53	94	62	88	
	B							86	138	109	117	270
	C							103	134	125	116	277
	D							111	134	108	137	278
	E							78	186	164	98	286
NEW ALBANY								431	686	568	556	1289
								35	92	58	61	138
DUBLIN WARD 01	A			168	58	62	25					270
	B			111	32	63	17					177
				279	90	125	42					447

\*\* RECAP \*\*

NORWICH TOWNSHIP

.....PERRY TOWNSHIP.....

PLAIN TOWNSHIP

CLERK (VOTE 1) TRUSTEE (VOTE 1) CLERK (VOTE 1) TRUSTEE (VOTE FOR 1) CLERK (VOTE FOR 1) TRUSTEE (VOTE FOR 1)

THOMAS MONTGOMERY JIMMIE BOB BARRA JEFFREY JOHN HARRIS DANIEL BRUCE KAREN STACIA RICHARD HENRY

TOTAL VOTE \*\*\*\*\*  
\*\*\*  
\*

TOTALS...

COLUMBUS

TOWNSHIPS	2467	2525	1364	563	474	428	466	778	626	617	7406
ABSENTEE	28	31	66	27	24	22	22	23	18	26	
GRAND TOTAL	2495	2556	1430	590	498	450	488	801	644	643	7406

PLEASANT TOWNSHIP

PRAIRIE TOWNSHIP

SHARON TOWNSHIP

CLERK (VOTE 1) TRUSTEE (VOTE 1) CLERK (VOTE 1) TRUSTEE (VOTE 1) CLERK (VOTE 1) TRUSTEE (VOTE 1)

RUTH CARL SIDNEY MARTHA MARGUERITE RICHARD RODGEE JUDITH ELEANOR JOHN JAMES PEARL

TOTAL VOTE \*\*\*\*\*  
\*\*\*  
\*

PLEASANT

A	156	117	118								275
B	161	114	117								261
C	175	98	155								300
D	193	104	183								317
E	204	82	191								306
F	137	80	106								227
	1026	595	870								1686
HARRISBURG	84	38	61								108
PRAIRIE	84	38	61								108

A	112	33	79	44							198
B	128	22	78	49							188
C	137	31	78	88							234
D	141	36	68	90							240
E	115	33	60	61							205
F	126	26	52	99							216
G	149	33	60	104							237
H	162	30	68	113							269
I	71	31	28	56							145
J	127	27	51	83							199
K	128	35	64	74							217
L	117	38	51	72							201
M	93	36	36	56							180
N	57	21	10	35							100
O	140	17	113	44							203
P	95	16	61	58							166
Q	125	20	88	60							211
R	152	33	106	61							246
S	53	27	12	29							85
	2228	545	1163	1276							3740

SHARON

A	165	109	48	31	280
B	99	78	22	21	187
C	32	9	10	15	44
D	79	36	46	21	149
E	78	38	20	23	137
F	65	28	47	13	129
	518	298	193	124	926
RIVERLEA	153	91	79	13	266
	153	91	79	13	266

PLEASANT TOWNSHIP			PRAIRIE TOWNSHIP				SHARON TOWNSHIP							
CLERK	TRUSTEE		CLERK	TRUSTEE			CLERK	TRUSTEE						
(VOTE 1)	(VOTE 1)		(VOTE 1)	(VOTE 1)			(VOTE 1)	(VOTE 1)						
R W A G N E R	C A R L W S	S I D E R S	M A R G U E R I E	R I C H A R D M	R O D G E R W A S	S C H E L L H A S	J U D I T H N	S T A L T E R	E L E A N O R	J O H N F I E L D	J A M E S G O D	H A Y W O O D	P H I L I P I N	TOTAL VOTE
									A				E	**** *** *
WARD 01	A								156	68	99	12		235
	B								114	45	54	25		187
	C								212	119	91	21		321
	D								177	62	141	17		275
	E								145	65	49	33		238
	F								203	67	69	41		358
									1007	426	503	149		1614
WARD 02	A								178	104	78	24		292
	B								162	115	59	25		269
	C								156	128	68	11		260
	D								186	117	62	27		288
	E								133	86	47	20		256
									815	550	314	107		1365
WARD 03	A								169	108	69	18		260
	B								177	92	75	31		293
	C								157	89	47	35		258
	D								156	100	53	17		257
	E								190	93	75	40		300
	F								169	97	52	57		259
	G								151	115	35	28		252
									1169	694	406	226		1879
WARD 04	A								110	65	48	14		172
	B								158	105	53	21		242
	C								151	82	65	69		244
	D								137	82	44	18		200
	E								124	69	36	26		194
	F								115	64	53	11		169
	G								170	88	68	28		255
									965	555	367	187		1476

PLEASANT TOWNSHIP			PRAIRIE TOWNSHIP				SHARON TOWNSHIP							
CLERK	TRUSTEE		CLERK	TRUSTEE			CLERK	TRUSTEE						
(VOTE 1)	(VOTE 1)		(VOTE 1)	(VOTE 1)			(VOTE 1)	(VOTE 1)						
R W A G N E R	C A R L W S	S I D E R S	M A R G U E R I E	R I C H A R D M	R O D G E R W A S	S C H E L L H A S	J U D I T H N	S T A L T E R	E L E A N O R	J O H N F I E L D	J A M E S G O D	H A Y W O O D	P H I L I P I N	TOTAL VOTE
									A				E	**** *** *
<b>** RECAP **</b>														
<b>TOTALS...</b>														
COLUMBUS TOWNSHIPS	1110	633	931	2228	545	1163	1276		4627	2614	1862	806		13060
ABSENTEE	18	11	11	78	10	36	43		270	122	113	45		
GRAND TOTAL	1128	644	942	2306	555	1199	1319		4897	2736	1975	851		13060

TRURO TOWNSHIP		WASHINGTON TOWNSHIP		TOTAL VOTE
CLERK (VOTE 1)	TRUSTEE (VOTE 1)	CLERK (VOTE 1)	TRUSTEE (VOTE FOR 1)	
W L L E E A M	M E L V I N S S	M A R G A R E T  R O S E	T E D K A L T E N B A C H  K U R T C P R O D E G L E R	
TRURO				**** *** *
A	55	54		96
B	73	78		137
C	94	94		179
	222	226		412
REYNOLDSBURG WARD 01				
A	95	99		171
B	139	137		268
C	78	83		155
D	122	123		236
E	105	107		164
F	102	101		190
G	75	72		160
H	82	79		149
I	71	72		136
	869	873		1629
WARD 02				
A	141	145		256
B	81	82		163
C	106	92		171
D	114	105		194
E	104	97		180
F	88	81		142
G	65	68		95
	699	670		1201
WARD 03				
A	103	102		185
B	95	94		155
C	60	59		123
D	65	69		130
E	196	199		319
F	92	90		147
G	98	97		175
	709	710		1234
WARD 04				
A	84	84		121
B	39	37		61
C	85	89		146
D	106	110		180
E	93	93		152
F	76	76		131
G	101	102		183
	584	591		974

TRURO TOWNSHIP		WASHINGTON TOWNSHIP		TOTAL VOTE
CLERK (VOTE 1)	TRUSTEE (VOTE 1)	CLERK (VOTE 1)	TRUSTEE (VOTE FOR 1)	
W L L E E A M	M E L V I N S S	M A R G A R E T  R O S E	T E D K A L T E N B A C H  K U R T C P R O D E G L E R	
WASHINGTON				**** *** *
A		103	104	19
B		113	96	50
C		166	156	54
		382	356	123
DUBLIN WARD 02				
A		159	136	30
B		116	77	36
C		131	92	27
		406	305	93
WARD 03				
A		98	67	14
		98	67	14
WARD 04				
A		193	135	32
B		137	111	23
C		232	158	45
D		101	72	19
E		146	99	34
		809	575	153
				1360



\*\* RECAP \*\*

TRURO TOWNSHIP		WASHINGTON TOWNSHIP		
CLERK	TRUSTEE	CLERK	TRUSTEE	
(VOTE 1)	(VOTE 1)	(VOTE 1)	(VOTE FOR 1)	
W L E M	M E L V I N S	M A R G A R E T  R O S E	J E D  I K A L T E N B A C H	K U R T C  P R O D E G L E R

TOTAL  
VOTE  
\*\*\*\*\*  
\*\*\*  
\*

TOTALS...

COLUMBUS TOWNSHIPS	3083	3070	1695	1303	383	8279
ABSENTEE	100	103	70	64	12	
<b>GRAND TOTAL</b>	<b>3183</b>	<b>3173</b>	<b>1765</b>	<b>1367</b>	<b>395</b>	<b>8279</b>

-8-

PROPOSED INCREASE IN CITY INCOME TAX  
CITY OF BEXLEY

SHALL THE ORDINANCE, PROVIDING FOR A TWO (2) PERCENT LEVY ON INCOME EARNED ON AND AFTER JANUARY 1, 1988 FOR THE PURPOSES OF GENERAL CITY OPERATIONS, MAINTENANCE, NEW EQUIPMENT, CAPITAL IMPROVEMENTS OF THE CITY AND RETIREMENT OF BONDS AND NOTES ISSUED BY THE CITY BE PASSED?

FOR AGAINST

	FOR	AGAINST
BEXLEY		
A	143	60
B	121	77
C	124	50
D	152	92
E	135	66
F	113	62
G	112	56
H	152	63
I	200	78
J	85	81
K	118	55
L	182	90
M	188	68
N	196	75
O	127	77
P	150	76
Q	162	63
R	120	64
S	103	56
T	138	53
U	54	48
V	194	78
ABSENTEE	165	81
<b>TOTAL</b>	<b>3234</b>	<b>1569</b>

-22-

PROPOSED TAX LEVY (RENEWAL)  
CLINTON TOWNSHIP

A RENEWAL OF A TAX FOR THE BENEFIT OF CLINTON TOWNSHIP FOR THE PURPOSE OF GENERAL CONSTRUCTION, RECONSTRUCTION, RESURFACING, AND REPAIR OF ROADS IN CLINTON TOWNSHIP AT A RATE NOT EXCEEDING ONE (1.0) MILL FOR EACH ONE DOLLAR OF VALUATION, WHICH AMOUNTS TO TEN CENTS (\$0.10) FOR EACH ONE HUNDRED DOLLARS OF VALUATION, FOR A PERIOD OF FIVE YEARS.

FOR AGAINST

	FOR	AGAINST
CLINTON		
A	81	91
B	64	84
C	84	78
D	122	66
E	33	31
F	35	18
G	46	26
H	81	97
ABSENTEE	13	14
<b>TOTAL</b>	<b>559</b>	<b>505</b>

-29-

PROPOSED BOND ISSUE  
 DUBLIN LOCAL SCHOOL DISTRICT

SHALL BONDS BE ISSUED BY THE DUBLIN LOCAL SCHOOL DISTRICT FOR THE PURPOSE OF ACQUIRING REAL ESTATE OR INTERESTS IN REAL ESTATE, CONSTRUCTING TWO FIREPROOF ELEMENTARY SCHOOL BUILDINGS, A VEHICLE STORAGE AND REPAIR FACILITY, A CENTRAL WAREHOUSE AND STORAGE FACILITY, ADMINISTRATIVE OFFICE FACILITY, AND FURNISHINGS AND EQUIPMENT FOR VARIOUS BUILDINGS, LANDSCAPING AND IMPROVING THE SITES THEREOF, PURCHASING SCHOOL BUSES, AND PAYING THE COST OF PLANNING AND DESIGN SERVICES FOR FUTURE FACILITIES; IN THE SUM OF NINETEEN MILLION, THREE HUNDRED FIFTY THOUSAND DOLLARS (\$19,350,000.00) AND A LEVY OF TAXES BE MADE OUTSIDE OF THE TEN MILL LIMITATION ESTIMATED BY THE COUNTY AUDITOR TO AVERAGE TWO AND FOUR-TENTHS (2.4) MILLS FOR EACH ONE DOLLAR OF VALUATION, WHICH AMOUNTS TO TWENTY-FOUR (\$0.24) CENTS FOR EACH ONE HUNDRED DOLLARS OF VALUATION, FOR A MAXIMUM PERIOD OF TWENTY (20) YEARS TO PAY THE PRINCIPAL AND INTEREST OF SUCH BONDS?

(CONTINUED)

-17-

PROPOSED INCREASE IN INCOME TAX  
 CITY OF DUBLIN

SHALL ORDINANCE NO. 17-87 PROVIDING FOR TWO (2%) PERCENT TAX ON EARNINGS AND INCOME SUBJECT TO THE MUNICIPAL INCOME TAX OF THE CITY OF DUBLIN, EFFECTIVE ON AND AFTER JANUARY 1, 1988, ONE-HALF PERCENT (1/2%) TO BE USED ONLY FOR CAPITAL IMPROVEMENTS BE PASSED?

FOR AGAINST

		FOR	AGAINST
DUBLIN WARD 01	A	100	157
	B	85	79
WARD 02	A	148	115
	B	110	96
	C	122	83
WARD 03	A	79	86
	B	159	134
WARD 04	A	112	106
	B	236	151
	C	99	67
	D	144	112
ABSENTEE	E	50	47
SUB-TOTAL DELAWARE CO UNION CO		1444	1233
TOTAL		418	374
		0	2
		1862	1609

FOR AGAINST

FOR AGAINST

COLUMBUS WARD 10

J 0 0  
 M 214 82  
 D 0 0  
 K 116 63  
 47 26  
 WARD 63 E 77 46  
 I 63 36  
 J 122 78  
 K 91 54  
 WARD 64 A 105 31  
 B 103 54  
 C 133 90  
 D 111 51  
 E 126 60  
 F 104 51  
 G 84 26  
 H 137 50  
 I 105 70  
 J 81 42  
 K 151 85  
 L 101 35  
 M 89 38  
 H 179 91  
 K 7 4  
 M 85 40  
 N 70 34  
 P 91 39  
 F 20 31  
 WARD 65 G 23 43  
 F 16 60  
 WASHINGTON A 53 111  
 B 7 16

DUBLIN WARD 01

A 75 187  
 B 56 115  
 WARD 02 A 134 136  
 B 121 86  
 C 113 98  
 WARD 03 A 90 77  
 WARD 04 A 160 140  
 B 89 128  
 C 253 139  
 D 102 68  
 E 147 115  
 ABSENTEE 69 124

ABSENTEE

DELAWARE CO UNION CO

4120 2950  
 608 583  
 87 229

TOTAL

4815 3762

-9-

PROPOSED TAX LEVY (RENEWAL)  
 CITY OF GRANDVIEW HEIGHTS

A RENEWAL OF A TAX FOR THE BENEFIT OF THE CITY OF GRANDVIEW HEIGHTS FOR THE PURPOSE OF CURRENT EXPENSES AT A RATE NOT EXCEEDING TWO AND FOUR-TENTHS (2.4) MILLS FOR EACH ONE DOLLAR OF VALUATION, WHICH AMOUNTS TO TWENTY FOUR CENTS (\$0.24) FOR EACH ONE HUNDRED DOLLARS OF VALUATION, FOR A PERIOD OF FIVE YEARS.

FOR AGAINST

GRANDVIEW H.

A 211 54  
 B 245 61  
 C 197 47  
 D 227 56  
 E 129 69  
 F 176 46  
 G 194 61  
 H 120 58  
 I 119 48  
 J 137 54  
 K 165 56  
 L 91 19  
 ABSENTEE 41 28

TOTAL

2052 657

-30-

PROPOSED TAX LEVY  
 GROVEPORT-MADISON LOCAL SCHOOL DISTRICT

AN ADDITIONAL TAX FOR THE BENEFIT OF THE GROVEPORT-MADISON LOCAL SCHOOL DISTRICT FOR THE PURPOSE OF CURRENT EXPENSES AT A RATE NOT EXCEEDING FIVE (5.0) MILLS FOR EACH ONE DOLLAR OF VALUATION, WHICH AMOUNTS TO FIFTY CENTS (\$0.50) FOR EACH ONE HUNDRED DOLLARS OF VALUATION, FOR A CONTINUING PERIOD OF TIME.

FOR AGAINST

		FOR	AGAINST
COLUMBUS WARD 44	H	105	87
	J	144	65
WARD 45	M	25	11
	O	136	82
	D	141	95
WARD 50	E	176	85
	H	48	64
OBETZ	J	144	56
	C	82	73
MADISON	B	54	128
	D	34	40
GROVEPORT	A	50	54
	B	35	44
	C	84	123
	D	54	189
	E	76	131
	F	89	98
	G	106	82
	H	93	61
	I	154	102
	J	85	100
	K	81	72
TRURO	L	111	71
	M	87	98
ABSENTEE	N	85	95
	O	93	136
	P	28	115
TOTAL	A	84	105
	B	97	174
	C	155	156
	B	70	61
	C	100	70
		41	103
TOTAL		2967	3026

-31-

PROPOSED TAX LEVY  
 HAMILTON LOCAL SCHOOL DISTRICT

AN ADDITIONAL TAX FOR THE BENEFIT OF THE HAMILTON LOCAL SCHOOL DISTRICT FOR THE PURPOSE OF CURRENT OPERATING EXPENSES AT A RATE NOT EXCEEDING SIX AND NINE-TENTHS (6.9) MILLS FOR EACH ONE DOLLAR OF VALUATION, WHICH AMOUNTS TO SIXTY-NINE CENTS (\$0.69) FOR EACH ONE HUNDRED DOLLARS OF VALUATION, FOR A CONTINUING PERIOD OF TIME.

FOR AGAINST

COLUMBUS WARD 49	A	82	46
	B	27	30
	D	2	0
WARD 50 HAMILTON	A	77	144
	B	107	56
	C	121	140
	D	107	123
	E	116	183
	F	61	197
LOCKBOURNE OBETZ	A	21	63
	C	103	189
		101	147
ABSENTEE		22	179
<b>TOTAL</b>		<b>947</b>	<b>1497</b>

-19-

PROPOSED ADDITION TO THE PLEASANT TOWNSHIP FIRE DISTRICT VILLAGE OF HARRISBURG

SHALL THE TERRITORY WITHIN THE VILLAGE OF HARRISBURG, OHIO BE ADDED TO THE PLEASANT TOWNSHIP FIRE DISTRICT, AND A PROPERTY TAX AT A RATE OF TAXATION NOT EXCEEDING NINE AND ONE-TENTH MILLS (9.1) BE IN EFFECT FOR A CONTINUING PERIOD OF TIME?

YES NO

HARRISBURG ABSENTEE	84	16
	0	1
SUB-TOTAL PICKAWAY CO	84	17
	1	0
<b>TOTAL</b>	<b>85</b>	<b>17</b>

-23-

PROPOSED TAX LEVY  
 MADISON TOWNSHIP ROAD DISTRICT

AN ADDITIONAL TAX FOR THE BENEFIT OF THE MADISON TOWNSHIP ROAD DISTRICT FOR THE PURPOSE OF THE GENERAL CONSTRUCTION, RECONSTRUCTION, RESURFACING AND REPAIR OF ROADS IN MADISON TOWNSHIP AT A RATE NOT EXCEEDING TWO (2.0) MILLS FOR EACH ONE DOLLAR OF VALUATION, WHICH AMOUNTS TO TWENTY CENTS (\$0.20) FOR EACH ONE HUNDRED DOLLARS OF VALUATION, FOR A PERIOD OF FIVE YEARS.

FOR AGAINST

MADISON	A	75	94
	B	45	82
	C	90	111
	D	85	153
	E	74	143
	F	80	98
	G	89	95
	H	73	73
	I	121	128
	J	76	100
	K	72	77
	L	91	85
	M	66	114
	N	77	97
	O	98	124
	P	39	97
ABSENTEE		27	42
<b>TOTAL</b>		<b>1278</b>	<b>1713</b>

-24-

PROPOSED TAX LEVY  
 PERRY TOWNSHIP

AN ADDITIONAL TAX FOR THE BENEFIT OF PERRY TOWNSHIP FOR THE PURPOSE OF PROVIDING AND MAINTAINING MOTOR VEHICLES, COMMUNICATIONS, AND OTHER EQUIPMENT USED DIRECTLY IN THE OPERATION OF A POLICE DEPARTMENT, OR THE PAYMENT OF SALARIES OF PERMANENT POLICE PERSONNEL, INCLUDING THE PAYMENT OF THE POLICEMEN EMPLOYER'S CONTRIBUTION REQUIRED UNDER SECTION 742.33 OF THE REVISED CODE, OR THE PAYMENT OF THE COSTS INCURRED BY TOWNSHIPS AS A RESULT OF CONTRACTS MADE WITH OTHER POLITICAL SUBDIVISIONS IN ORDER TO OBTAIN POLICE PROTECTION AT A RATE NOT EXCEEDING TWO AND ONE-HALF (2.50) MILLS FOR EACH ONE DOLLAR OF VALUATION, WHICH AMOUNTS TO TWENTY-FIVE CENTS (\$0.25) FOR EACH ONE HUNDRED DOLLARS OF VALUATION, FOR A CONTINUING PERIOD OF TIME.

FOR AGAINST

PERRY	A	206	68
	B	107	60
	C	154	103
	D	146	80
	E	193	80
	F	81	69
	G	101	75
	H	108	101
	I	28	9
DUBLIN WARD 01	A	93	163
	B	72	92
ABSENTEE		55	42
<b>TOTAL</b>		<b>1344</b>	<b>942</b>

-25-

PROPOSED TAX LEVY  
 PLAIN TOWNSHIP

AN ADDITIONAL TAX FOR THE BENEFIT OF PLAIN TOWNSHIP FOR THE PURPOSE OF PARKS AND RECREATION AT A RATE NOT EXCEEDING ONE-HALF (0.5) MILL FOR EACH ONE DOLLAR OF VALUATION, WHICH AMOUNTS TO FIVE CENTS (\$0.05) FOR EACH ONE HUNDRED DOLLARS OF VALUATION, FOR A PERIOD OF FIVE YEARS.

FOR AGAINST

PLAIN	A	57	110
	B	87	165
	C	104	166
	D	121	149
	E	120	156
NEW ALBANY ABSENTEE		51	79
		9	39
<b>TOTAL</b>		<b>549</b>	<b>864</b>

-26-

PROPOSED TAX LEVY (RENEWAL)  
 PRAIRIE TOWNSHIP

A RENEWAL OF A TAX FOR THE BENEFIT OF PRAIRIE TOWNSHIP FOR THE PURPOSE OF PROVIDING AND MAINTAINING FIRE APPARATUS, APPLIANCES, BUILDINGS, OR SITES THEREFOR, OR SOURCES OF WATER SUPPLY AND MATERIALS THEREFOR, OR THE ESTABLISHMENT AND MAINTENANCE OF LINES OF FIRE ALARM TELEGRAPH, OR THE PAYMENT OF PERMANENT, PART-TIME, OR VOLUNTEER FIREMEN OR FIRE FIGHTING COMPANIES TO OPERATE THE SAME, INCLUDING THE PAYMENT OF THE FIREMEN EMPLOYER'S CONTRIBUTION REQUIRED UNDER SECTION 742.34 OF THE REVISED CODE, OR TO PURCHASE AMBULANCE EQUIPMENT, OR TO PROVIDE AMBULANCE OR EMERGENCY MEDICAL SERVICES OPERATED BY A FIRE DEPARTMENT OR FIRE FIGHTING COMPANY AT A RATE NOT EXCEEDING THREE (3) MILLS FOR EACH ONE DOLLAR OF VALUATION, WHICH AMOUNTS TO THIRTY CENTS (\$0.30) FOR EACH ONE HUNDRED DOLLARS OF VALUATION, FOR A PERIOD OF FIVE YEARS.

FOR AGAINST

PRAIRIE	A	130	59
	B	106	68
	C	123	98
	D	146	77
	E	108	89
	F	108	88
	G	148	74
	H	152	100
	I	82	50
	J	130	58
	K	120	76
	L	105	79
	M	109	55
	N	64	24
	O	107	80
	P	105	53
	Q	113	91
	R	155	77
	S	61	19
ABSENTEE		66	21
<b>TOTAL</b>		<b>2238</b>	<b>1336</b>



-15-  
 PROPOSED CHARTER AMENDMENT  
 CITY OF REYNOLDSBURG

-16-  
 PROPOSED CHARTER AMENDMENT  
 CITY OF REYNOLDSBURG

SHALL SECTION 4.11(A) OF THE CHARTER OF THE CITY OF REYNOLDSBURG, OHIO, BE AMENDED TO PROVIDE THAT AT PUBLIC HEARINGS ON ZONING MEASURES BEFORE A JOINT MEETING OF COUNCIL AND THE PLANNING COMMISSION THAT A TOTAL OF FIVE MEMBERS, OF ANY COMBINATION WITH AT LEAST ONE MEMBER FROM EACH BODY, SHALL BE CONSIDERED A QUORUM TO HOLD SUCH HEARING?

SHALL SECTION 3.06 OF THE CHARTER OF THE CITY OF REYNOLDSBURG, OHIO, BE AMENDED TO PROVIDE THAT THE CLERK OF COUNCIL MAY BE REMOVED WITHOUT CAUSE BY A TWO-THIRDS MAJORITY VOTE OF THE MEMBERS OF COUNCIL?

YES NO

REYNOLDSBURG			REYNOLDSBURG				
WARD 01	A	100	41	WARD 01	A	64	80
	B	150	75		B	103	131
	C	71	37		C	60	56
	D	122	67		D	85	109
	E	92	51		E	64	81
	F	113	47		F	77	89
	G	81	38	WARD 02	G	72	55
	H	79	39		H	63	58
	I	92	21		I	64	53
WARD 02	A	131	84		A	79	143
	B	88	47		B	49	89
	C	72	65		C	52	91
	D	95	54		D	58	95
	E	99	51	WARD 03	E	66	88
	F	57	55		F	38	77
	G	55	26		G	42	42
WARD 03	A	107	49		A	61	98
	B	84	49		B	61	75
	C	60	41		C	45	60
	D	61	41		D	35	69
	E	172	97	WARD 04	E	137	139
	F	65	58		F	50	73
	G	88	57		G	58	91
WARD 04	A	63	32		A	39	58
	B	35	12		B	24	25
	C	71	53		C	50	73
	D	83	59		D	63	81
	E	90	34		E	56	72
	F	71	33	ABSENTEE	F	48	59
	G	102	54		G	74	85
ABSENTEE		92	29			53	68
SUB-TOTAL FAIRFIELD CO		2741	1496	SUB-TOTAL FAIRFIELD CO		1890	2463
LICKING CO		85	57	LICKING CO		63	83
TOTAL		2826	1553	TOTAL		1953	2546

-32-  
 SOUTH-WESTERN CITY SCHOOL DISTRICT  
 PROPOSED TAX LEVY

AN ADDITIONAL TAX FOR THE BENEFIT OF THE SOUTH-WESTERN CITY SCHOOL DISTRICT FOR THE PURPOSE OF PROVIDING CURRENT EXPENSES OF THE SCHOOL DISTRICT AT A RATE NOT EXCEEDING SEVEN AND SEVEN-TENTHS (7.7) MILLS FOR EACH ONE DOLLAR OF VALUATION, WHICH AMOUNTS TO SEVENTY-SEVEN CENTS (\$.77) FOR EACH ONE HUNDRED DOLLARS OF VALUATION, FOR A CONTINUING PERIOD OF TIME.

(CONTINUED)

(CONTINUED)

COLUMBUS			FRANKLIN			URBANCREST PLEASANT				
	FOR	AGAINST		FOR	AGAINST		FOR	AGAINST		
WARD 10	G	3	2	A	94	155	A	115	53	
	H	9	10	B	91	145	B	84	152	
WARD 11	G	30	11	C	68	121	C	91	162	
WARD 32	C	16	14	D	75	116	D	108	159	
WARD 36	A	0	0	E	67	133	E	128	180	
	B	44	31	F	67	23	F	133	167	
	C	63	33	G	68	118	G	80	135	
	G	86	70	H	87	151	H	46	56	
	H	51	44	I	71	140	I	82	98	
WARD 37	I	58	61	J	42	47	J	72	145	
	E	83	58	K	56	134	K	131	101	
	B	90	96	L	73	27	L	62	137	
	H	83	65	M	31	14	M	83	121	
WARD 38	D	0	0	A	48	96	N	123	110	
WARD 57	F	0	0	B	101	188	O	103	155	
	C	0	0	C	76	138	P	69	62	
	I	23	10	D	117	202	Q	97	99	
	K	0	0	E	61	111	R	104	104	
	L	44	32	F	92	118	S	99	94	
WARD 58	A	19	14	GROVE CITY WARD 01	A	83	152	A	69	104
	B	0	0		B	46	104	B	63	27
	E	75	95		C	150	159	C	67	128
	F	94	56		D	73	44	D	83	80
	G	0	1		E	62	86	E	68	141
	I	111	83	WARD 02	F	62	86	F	44	62
	J	71	45		A	97	96	G	51	31
	L	57	49		B	92	109	H	131	325
	M	95	85		C	69	127			
WARD 67	A	109	67		D	130	132	ABSENTEE		
	B	85	60		E	141	141	SUB-TOTAL	8244	9603
	C	130	72		F	99	123	PICKAWAY CO	11	13
	D	107	45	WARD 03	A	86	136	TOTAL	8255	9616
	E	93	35		B	62	52			
	F	175	93		C	111	160			
	G	166	115		D	90	179			
	H	97	39	WARD 04	E	63	99			
					F	240	177			
					A	74	95			
					B	78	130			
					C	91	47			
					D	128	143			
					E	132	161			
					F	106	95			



-36-

PROPOSED TAX LEVY  
 WORTHINGTON CITY SCHOOL DISTRICT

AN ADDITIONAL TAX FOR THE BENEFIT OF THE WORTHINGTON CITY SCHOOL DISTRICT FOR THE PURPOSE OF CURRENT EXPENSES OF THE SCHOOL DISTRICT AT A RATE NOT EXCEEDING SIX AND SIX-TENTHS (6.6) MILLS FOR EACH ONE DOLLAR OF VALUATION, WHICH AMOUNTS TO SIXTY-SIX CENTS (\$0.66) FOR EACH ONE HUNDRED DOLLARS OF VALUATION, FOR A CONTINUING PERIOD OF TIME.

(CONTINUED)

COLUMBUS				WORTHINGTON					
		FOR	AGAINST			FOR	AGAINST		
WARD 53	N	212	112	WARD 01	A	108	120		
	P	87	51		B	78	106		
	R	82	25		C	208	108		
	T	129	101		D	125	141		
	U	118	78		E	123	114		
	V	114	78		F	206	150		
	WARD 60	A	190		66	WARD 02	A	162	122
		B	149		92		B	159	102
		C	163		77		C	134	119
		E	171		85		D	186	97
		F	177		64		E	139	109
	WARD 65	G	156		45	WARD 03	A	149	107
		H	3		6		B	152	134
K		100	54	C	143		110		
L		146	69	D	154		98		
M		96	31	E	139		157		
N		178	82	F	148		109		
WARD 65		O	117	43	WARD 04		G	162	88
		P	105	41			A	92	70
		Q	133	70			B	112	125
		A	212	54			C	132	106
		D	83	30			D	120	79
PERRY	E	158	58	ABSENTEE	E	88	99		
	F	164	45		F	84	84		
	I	175	73		G	141	111		
	J	200	59		TOTAL	277	280		
	K	229	83						
	L	186	80						
	O	103	44						
	WARD 65	Q	160		54				
		A	188		104				
		B	69		99				
		C	130		128				
D		113	122						
SHARON	E	151	131						
	G	59	46						
	H	96	120						
RIVERLEA	A	141	133						
	B	77	102						
		128	132						

-37-

PROPOSED BOND ISSUE  
 WORTHINGTON CITY SCHOOL DISTRICT

SHALL BONDS BE ISSUED BY THE WORTHINGTON CITY SCHOOL DISTRICT FOR THE PURPOSE OF ACQUISITION OF REAL ESTATE, AND FOR THE PLANNING FOR THE CONSTRUCTION OF NEW SCHOOL BUILDINGS IN THE SUM OF FOUR MILLION, SEVEN HUNDRED THOUSAND DOLLARS (\$4,700,000.00) AND A LEVY OF TAXES BE MADE OUTSIDE OF THE TEN MILL LIMITATION ESTIMATED BY THE COUNTY AUDITOR TO AVERAGE THIRTY EIGHT ONE HUNDREDTHS (1.38) MILLS FOR EACH ONE DOLLAR OF VALUATION, WHICH AMOUNTS TO THREE AND EIGHT TENTHS CENTS (\$0.038) FOR EACH ONE HUNDRED DOLLARS OF VALUATION, FOR A MAXIMUM PERIOD OF TWENTY-NINE (29) YEARS TO PAY THE PRINCIPAL AND INTEREST OF SUCH BONDS?

(CONTINUED)

COLUMBUS				WORTHINGTON					
		FOR	AGAINST			FOR	AGAINST		
WARD 53	N	211	111	WARD 01	A	93	138		
	P	83	54		B	74	107		
	R	87	21		C	200	116		
	T	142	86		D	132	137		
	U	122	74		E	118	117		
	V	113	81		F	210	145		
	WARD 60	A	189		66	WARD 02	A	153	127
		B	147		92		B	142	117
		C	173		65		C	135	117
		E	172		84		D	164	117
		F	181		64		E	135	109
	WARD 65	G	153		46	WARD 03	A	148	106
		H	5		4		B	143	143
K		99	56	C	144		110		
L		148	64	D	148		103		
M		94	32	E	144		153		
N		182	39	F	140		115		
WARD 65		O	111	47	WARD 04		G	152	98
		P	107	37			A	91	73
		Q	135	66			B	104	131
		A	219	46			C	123	113
		D	80	33			D	116	83
PERRY	E	151	63	ABSENTEE	E	96	93		
	F	161	45		F	84	83		
	I	179	68		G	133	115		
	J	191	68		TOTAL	250	296		
	K	237	75						
	L	195	71						
	O	101	46						
	WARD 65	Q	169		45				
		A	180		110				
		B	77		91				
		C	122		134				
D		116	117						
SHARON	E	132	151						
	G	59	46						
	H	94	121						
RIVERLEA	A	146	127						
	B	79	99						
		135	125						

-58C-  
 SPECIAL ELECTION BY PETITION  
 LOCAL OPTION ELECTION  
 ON SUNDAY SALE OF LIQUOR  
 BLENDON TOWNSHIP  
 PRECINCT E

-38A-  
 SPECIAL ELECTION BY PETITION  
 LOCAL OPTION ELECTION  
 ON SUNDAY SALE OF LIQUOR  
 CITY OF COLUMBUS  
 WARD 1, PRECINCT D

-39C-  
 SPECIAL ELECTION BY PETITION  
 LOCAL OPTION ELECTION  
 ON SUNDAY SALE OF LIQUOR  
 CITY OF COLUMBUS  
 WARD 7, PRECINCT H

SHALL THE SALE OF WINE AND MIXED BEVERAGES OF THE SAME TYPE AS MAY BE LEGALLY SOLD IN THIS PRECINCT 'E' OF BLENDON TOWNSHIP ON OTHER DAYS OF THE WEEK, BE PERMITTED IN THIS PRECINCT FOR CONSUMPTION OFF THE PREMISES WHERE SOLD, BETWEEN THE HOURS OF ONE P.M. AND MIDNIGHT ON SUNDAY?

SHALL THE SALE OF INTOXICATING LIQUOR, OF THE SAME TYPES AS MAY BE LEGALLY SOLD IN THIS PRECINCT 'D' OF WARD 1, OF THE CITY OF COLUMBUS ON OTHER DAYS OF THE WEEK, BE PERMITTED IN THIS PRECINCT FOR CONSUMPTION ON THE PREMISES WHERE SOLD, BETWEEN THE HOURS OF ONE P.M. AND MIDNIGHT ON SUNDAY?

SHALL THE SALE OF WINE AND MIXED BEVERAGES OF THE SAME TYPE AS MAY BE LEGALLY SOLD IN THIS PRECINCT 'H' OF WARD 7, OF THE CITY OF COLUMBUS ON OTHER DAYS OF THE WEEK, BE PERMITTED IN THIS PRECINCT FOR CONSUMPTION OFF THE PREMISES WHERE SOLD, BETWEEN THE HOURS OF ONE P.M. AND MIDNIGHT ON SUNDAY?

	YES	NO
BLENDON ABSENTEE	176	85
E	2	0
TOTAL	178	85

	YES	NO
COLUMBUS WARD 01 ABSENTEE	27	63
D	2	5
TOTAL	29	68

	YES	NO
COLUMBUS WARD 07 ABSENTEE	48	24
H	3	3
TOTAL	51	27

-40B-  
 SPECIAL ELECTION BY PETITION  
 LOCAL OPTION ELECTION  
 ON SUNDAY SALE OF LIQUOR  
 CITY OF COLUMBUS  
 WARD 10, PRECINCT B

-41B-  
 SPECIAL ELECTION BY PETITION  
 LOCAL OPTION ELECTION  
 ON SUNDAY SALE OF LIQUOR  
 CITY OF COLUMBUS  
 WARD 14, PRECINCT G

-42A-  
 SPECIAL ELECTION BY PETITION  
 CITY OF COLUMBUS  
 WARD 20, PRECINCT D  
 UPON THE QUESTION OF SALE OF BEER BY HOLDERS OF 'C' OR 'D' PERMITS

SHALL THE SALE OF INTOXICATING LIQUOR, OF THE SAME TYPES AS MAY BE LEGALLY SOLD IN THIS PRECINCT 'B' OF WARD '10' OF THE CITY OF COLUMBUS ON OTHER DAYS OF THE WEEK, BE PERMITTED IN THIS PRECINCT FOR CONSUMPTION ON THE PREMISES WHERE SOLD, BETWEEN THE HOURS OF ONE P.M. AND MIDNIGHT ON SUNDAY, AT LICENSED PREMISES WHERE THE SALE OF FOOD AND OTHER GOODS AND SERVICES EXCEED FIFTY PER CENT OF THE TOTAL GROSS RECEIPTS OF THE PERMIT HOLDERS AT THE PREMISES?

SHALL THE SALE OF INTOXICATING LIQUOR, OF THE SAME TYPES AS MAY BE LEGALLY SOLD IN THIS PRECINCT 'G' OF WARD '14' OF THE CITY OF COLUMBUS ON OTHER DAYS OF THE WEEK, BE PERMITTED IN THIS PRECINCT FOR CONSUMPTION ON THE PREMISES WHERE SOLD, BETWEEN THE HOURS OF ONE P.M. AND MIDNIGHT ON SUNDAY, AT LICENSED PREMISES WHERE THE SALE OF FOOD AND OTHER GOODS AND SERVICES EXCEED FIFTY PER CENT OF THE TOTAL GROSS RECEIPTS OF THE PERMIT HOLDERS AT THE PREMISES?

SHALL THE SALE OF BEER AS DEFINED IN SECTION 4305.08 OF THE REVISED CODE UNDER PERMITS WHICH AUTHORIZE SALE FOR OFF-PREMISES CONSUMPTION ONLY BE PERMITTED IN PRECINCT 'D' OF WARD '20' OF THE CITY OF COLUMBUS?

	YES	NO
COLUMBUS WARD 10 ABSENTEE	160	56
B	6	2
TOTAL	166	58

	YES	NO
COLUMBUS WARD 14 ABSENTEE	129	67
G	5	10
TOTAL	134	77

	YES	NO
COLUMBUS WARD 20 ABSENTEE	127	171
D	2	5
TOTAL	129	176



-43A-  
 SPECIAL ELECTION BY PETITION  
 LOCAL OPTION ELECTION  
 CITY OF COLUMBUS  
 WARD 20, PRECINCT D

-44C-  
 SPECIAL ELECTION BY PETITION  
 LOCAL OPTION ELECTION  
 ON SUNDAY SALE OF LIQUOR  
 CITY OF COLUMBUS  
 WARD 25, PRECINCT K

-45C-  
 SPECIAL ELECTION BY PETITION  
 LOCAL OPTION ELECTION ON  
 SUNDAY SALE OF LIQUOR  
 CITY OF COLUMBUS  
 WARD 27, PRECINCT G

SHALL THE SALE OF WINE AND MIXED BEVERAGES BY THE PACKAGE, UNDER PERMITS WHICH AUTHORIZE SALE FOR OFF-PREMISE CONSUMPTION ONLY, BE PERMITTED IN PRECINCT 'D' OF WARD '20' OF THE CITY OF COLUMBUS?

SHALL THE SALE OF WINE AND MIXED BEVERAGES OF THE SAME TYPE AS MAY BE LEGALLY SOLD IN THIS PRECINCT 'K' OF WARD '25' OF THE CITY OF COLUMBUS ON OTHER DAYS OF THE WEEK, BE PERMITTED IN THIS PRECINCT FOR CONSUMPTION OFF THE PREMISES WHERE SOLD, BETWEEN THE HOURS OF ONE P.M. AND MIDNIGHT ON SUNDAY?

SHALL THE SALE OF WINE AND MIXED BEVERAGES OF THE SAME TYPE AS MAY BE LEGALLY SOLD IN THIS PRECINCT 'G' OF WARD '27' OF THE CITY OF COLUMBUS ON OTHER DAYS OF THE WEEK, BE PERMITTED IN THIS PRECINCT FOR CONSUMPTION OFF THE PREMISES WHERE SOLD, BETWEEN THE HOURS OF ONE P.M. AND MIDNIGHT ON SUNDAY?

		YES	NO
COLUMBUS WARD 20	D	127	171
ABSENTEE		2	5
<b>TOTAL</b>		<b>129</b>	<b>176</b>

		YES	NO
COLUMBUS WARD 25	K	30	63
ABSENTEE		2	1
<b>TOTAL</b>		<b>32</b>	<b>64</b>

		YES	NO
COLUMBUS WARD 27	G	70	78
ABSENTEE		4	4
<b>TOTAL</b>		<b>74</b>	<b>82</b>

-46C-  
 SPECIAL ELECTION BY PETITION  
 LOCAL OPTION ELECTION  
 ON SUNDAY SALE OF LIQUOR  
 CITY OF COLUMBUS  
 WARD 30, PRECINCT L

-47C-  
 SPECIAL ELECTION BY PETITION  
 LOCAL OPTION ELECTION  
 ON SUNDAY SALE OF LIQUOR  
 CITY OF COLUMBUS  
 WARD 36, PRECINCT C

-48C-  
 SPECIAL ELECTION BY PETITION  
 LOCAL OPTION ELECTION  
 CITY OF COLUMBUS  
 WARD 44, PRECINCT H

SHALL THE SALE OF WINE AND MIXED BEVERAGES OF THE SAME TYPE AS MAY BE LEGALLY SOLD IN THIS PRECINCT 'L' OF WARD '30' OF THE CITY OF COLUMBUS ON OTHER DAYS OF THE WEEK, BE PERMITTED IN THIS PRECINCT FOR CONSUMPTION OFF THE PREMISES WHERE SOLD, BETWEEN THE HOURS OF ONE P.M. AND MIDNIGHT ON SUNDAY?

SHALL THE SALE OF WINE AND MIXED BEVERAGES OF THE SAME TYPE AS MAY BE LEGALLY SOLD IN THIS PRECINCT 'C' OF WARD '36' OF THE CITY OF COLUMBUS ON OTHER DAYS OF THE WEEK, BE PERMITTED IN THIS PRECINCT FOR CONSUMPTION OFF THE PREMISES WHERE SOLD, BETWEEN THE HOURS OF ONE P.M. AND MIDNIGHT ON SUNDAY?

SHALL THE SALE OF SPIRITUOUS LIQUORS BY THE GLASS BE PERMITTED IN PRECINCT 'H' OF WARD '44', OF THE CITY OF COLUMBUS?

		YES	NO
COLUMBUS WARD 30	L	49	23
ABSENTEE		1	3
<b>TOTAL</b>		<b>50</b>	<b>26</b>

		YES	NO
COLUMBUS WARD 36	C	38	53
ABSENTEE		3	2
<b>TOTAL</b>		<b>41</b>	<b>55</b>

		YES	NO
COLUMBUS WARD 44	H	76	106
ABSENTEE		5	4
<b>TOTAL</b>		<b>81</b>	<b>110</b>

-49C-  
 SPECIAL ELECTION BY PETITION  
 LOCAL OPTION ELECTION  
 ON SUNDAY SALE OF LIQUOR  
 CITY OF COLUMBUS  
 WARD 45, PRECINCT C

-50B-  
 SPECIAL ELECTION BY PETITION  
 LOCAL OPTION ELECTION  
 ON SUNDAY SALE OF LIQUOR  
 CITY OF COLUMBUS  
 WARD 49, PRECINCT E

-51B-  
 SPECIAL ELECTION BY PETITION  
 LOCAL OPTION ELECTION  
 ON SUNDAY SALE OF LIQUOR  
 CITY OF COLUMBUS  
 WARD 53, PRECINCT N

SHALL THE SALE OF WINE AND MIXED BEVER-  
 AGES OF THE SAME TYPE AS MAY BE LEGALLY  
 SOLD IN THIS PRECINCT 'C' OF WARD '45' OF  
 THE CITY OF COLUMBUS ON OTHER DAYS OF THE  
 WEEK, BE PERMITTED IN THIS PRECINCT FOR  
 CONSUMPTION ON THE PREMISES WHERE SOLD,  
 BETWEEN THE HOURS OF ONE P.M. AND  
 MIDNIGHT ON SUNDAY?

SHALL THE SALE OF INTOXICATING LIQUOR,  
 OF THE SAME TYPES AS MAY BE LEGALLY SOLD  
 IN THIS PRECINCT 'E' OF WARD '49' OF  
 THE CITY OF COLUMBUS ON OTHER DAYS OF THE  
 WEEK, BE PERMITTED IN THIS PRECINCT FOR  
 CONSUMPTION ON THE PREMISES WHERE SOLD,  
 BETWEEN THE HOURS OF ONE P.M. AND  
 MIDNIGHT ON SUNDAY, AT LICENSED PREMISES  
 WHERE THE SALE OF FOOD AND OTHER GOODS  
 AND SERVICES EXCEED FIFTY PER CENT OF THE  
 TOTAL GROSS RECEIPTS OF THE PERMIT  
 HOLDERS AT THE PREMISES?

SHALL THE SALE OF INTOXICATING LIQUOR,  
 OF THE SAME TYPES AS MAY BE LEGALLY SOLD  
 IN THIS PRECINCT 'N' OF WARD '53' OF  
 THE CITY OF COLUMBUS ON OTHER DAYS OF THE  
 WEEK, BE PERMITTED IN THIS PRECINCT FOR  
 CONSUMPTION ON THE PREMISES WHERE SOLD,  
 BETWEEN THE HOURS OF ONE P.M. AND  
 MIDNIGHT ON SUNDAY, AT LICENSED PREMISES  
 WHERE THE SALE OF FOOD AND OTHER GOODS  
 AND SERVICES EXCEED FIFTY PER CENT OF THE  
 TOTAL GROSS RECEIPTS OF THE PERMIT  
 HOLDERS AT THE PREMISES?

		YES	NO
COLUMBUS		70	73
WARD 45	C		
ABSENTEE		1	3
TOTAL		71	76

		YES	NO
COLUMBUS		66	86
WARD 49	E		
ABSENTEE		0	2
TOTAL		66	88

		YES	NO
COLUMBUS		212	93
WARD 53	N		
ABSENTEE		8	4
TOTAL		220	97

-52A-  
 SPECIAL ELECTION BY PETITION  
 LOCAL OPTION ELECTION  
 ON SUNDAY SALE OF LIQUOR  
 CITY OF COLUMBUS  
 WARD 53, PRECINCT P

-52C-  
 SPECIAL ELECTION BY PETITION  
 LOCAL OPTION ELECTION  
 ON SUNDAY SALE OF LIQUOR  
 CITY OF COLUMBUS  
 WARD 53, PRECINCT P

-53C-  
 SPECIAL ELECTION BY PETITION  
 LOCAL OPTION ELECTION  
 ON SUNDAY SALE OF LIQUOR  
 CITY OF COLUMBUS  
 WARD 57, PRECINCT K

SHALL THE SALE OF INTOXICATING LIQUOR,  
 OF THE SAME TYPES AS MAY BE LEGALLY SOLD  
 IN THIS PRECINCT 'P' OF WARD '53' OF  
 THE CITY OF COLUMBUS ON OTHER DAYS OF THE  
 WEEK, BE PERMITTED IN THIS PRECINCT FOR  
 CONSUMPTION ON THE PREMISES WHERE SOLD,  
 BETWEEN THE HOURS OF ONE P.M. AND  
 MIDNIGHT ON SUNDAY?

SHALL THE SALE OF WINE AND MIXED BEVER-  
 AGES OF THE SAME TYPE AS MAY BE LEGALLY  
 SOLD IN THIS PRECINCT 'P' OF WARD '53' OF  
 THE CITY OF COLUMBUS ON OTHER DAYS OF THE  
 WEEK, BE PERMITTED IN THIS PRECINCT FOR  
 CONSUMPTION ON THE PREMISES WHERE SGLD,  
 BETWEEN THE HOURS OF ONE P.M. AND  
 MIDNIGHT ON SUNDAY?

SHALL THE SALE OF WINE AND MIXED BEVER-  
 AGES OF THE SAME TYPE AS MAY BE LEGALLY  
 SOLD IN THIS PRECINCT 'K' OF WARD '57' OF  
 THE CITY OF COLUMBUS ON OTHER DAYS OF THE  
 WEEK, BE PERMITTED IN THIS PRECINCT FOR  
 CONSUMPTION ON THE PREMISES WHERE SOLD,  
 BETWEEN THE HOURS OF ONE P.M. AND  
 MIDNIGHT ON SUNDAY?

		YES	NO
COLUMBUS		77	61
WARD 53	P		
ABSENTEE		1	1
TOTAL		78	62

		YES	NO
COLUMBUS		75	62
WARD 53	P		
ABSENTEE		1	1
TOTAL		76	63

		YES	NO
COLUMBUS		78	106
WARD 57	K		
ABSENTEE		2	0
TOTAL		80	106

-54A-

SPECIAL ELECTION BY PETITION  
 CITY OF COLUMBUS  
 WARD 58, PRECINCT K  
 UPON THE QUESTION OF SALE OF BEER BY  
 HOLDERS OF 'C' OR 'D' PERMITS

SHALL THE SALE OF BEER AS DEFINED IN  
 SECTION 4305.08 OF THE REVISED CODE  
 UNDER PERMITS WHICH AUTHORIZE SALE  
 FOR OFF-PREMISES CONSUMPTION ONLY BE  
 PERMITTED IN PRECINCT 'K' OF WARD '58' OF  
 THE CITY OF COLUMBUS?

YES NO

COLUMBUS  
 WARD 58 K 37 131  
 ABSENTEE 6 10  
 TOTAL 43 141

-54B-

SPECIAL ELECTION BY PETITION  
 CITY OF COLUMBUS  
 WARD 58, PRECINCT K  
 UPON THE QUESTION OF SALE OF BEER BY  
 HOLDERS OF 'C' OR 'D' PERMITS

SHALL THE SALE OF BEER AS DEFINED  
 IN SECTION 4305.08 OF THE REVISED  
 CODE UNDER PERMITS WHICH AUTHORIZE SALE  
 FOR ON-PREMISES CONSUMPTION ONLY, AND  
 UNDER PERMITS WHICH AUTHORIZE SALE FOR  
 BOTH ON-PREMISES AND OFF-PREMISES  
 CONSUMPTION, BE PERMITTED IN PRECINCT 'K'  
 OF WARD '58' OF THE CITY OF COLUMBUS?

YES NO

COLUMBUS  
 WARD 58 K 33 134  
 ABSENTEE 2 13  
 TOTAL 35 147

-55A-

SPECIAL ELECTION BY PETITION  
 LOCAL OPTION ELECTION  
 CITY OF COLUMBUS  
 WARD 58, PRECINCT K

SHALL THE SALE OF WINE AND MIXED BEVERAGES  
 BY THE PACKAGE, UNDER PERMITS WHICH  
 AUTHORIZE SALE FOR OFF-PREMISE CONSUMPTION  
 ONLY, BE PERMITTED IN PRECINCT 'K' OF WARD  
 '58', OF THE CITY OF COLUMBUS?

YES NO

COLUMBUS  
 WARD 58 K 40 126  
 ABSENTEE 6 10  
 TOTAL 46 136

-55B-

SPECIAL ELECTION BY PETITION  
 LOCAL OPTION ELECTION  
 CITY OF COLUMBUS  
 WARD 58, PRECINCT K

SHALL THE SALE OF WINE AND MIXED BEVER-  
 AGES, UNDER PERMITS WHICH AUTHORIZE SALE  
 FOR ON-PREMISE CONSUMPTION ONLY, AND  
 UNDER PERMITS WHICH AUTHORIZE SALE FOR  
 BOTH ON-PREMISE AND OFF-PREMISE CONSUMP-  
 TION, BE PERMITTED IN PRECINCT 'K' OF  
 WARD '58', OF THE CITY OF COLUMBUS?

YES NO

COLUMBUS  
 WARD 58 K 29 135  
 ABSENTEE 2 13  
 TOTAL 31 148

-55C-

SPECIAL ELECTION BY PETITION  
 LOCAL OPTION ELECTION  
 CITY OF COLUMBUS  
 WARD 58, PRECINCT K

SHALL THE SALE OF SPIRITUOUS LIQUORS BY  
 THE GLASS BE PERMITTED IN PRECINCT 'K' OF  
 WARD '58', OF THE CITY OF COLUMBUS?

YES NO

COLUMBUS  
 WARD 58 K 34 136  
 ABSENTEE 1 15  
 TOTAL 35 151

-55D-

SPECIAL ELECTION BY PETITION  
 LOCAL OPTION ELECTION  
 CITY OF COLUMBUS  
 WARD 58, PRECINCT K

SHALL STATE LIQUOR STORES FOR THE SALE  
 OF SPIRITUOUS LIQUOR BY THE PACKAGE, FOR  
 CONSUMPTION OFF THE PREMISES WHERE SOLD,  
 BE PERMITTED IN PRECINCT 'K' OF WARD '58',  
 OF THE CITY OF COLUMBUS?

YES NO

COLUMBUS  
 WARD 58 K 42 128  
 ABSENTEE 4 12  
 TOTAL 46 140

-568-  
 SPECIAL ELECTION BY PETITION  
 LOCAL OPTION ELECTION  
 ON SUNDAY SALE OF LIQUOR  
 CITY OF COLUMBUS  
 WARD 61, PRECINCT D

-57A-  
 SPECIAL ELECTION BY PETITION  
 LOCAL OPTION ELECTION  
 ON SUNDAY SALE OF LIQUOR  
 CITY OF COLUMBUS  
 WARD 65, PRECINCT L

-59B-  
 SPECIAL ELECTION BY PETITION  
 LOCAL OPTION ELECTION  
 ON SUNDAY SALE OF LIQUOR  
 FRANKLIN TOWNSHIP  
 PRECINCT M

SHALL THE SALE OF INTOXICATING LIQUOR,  
 OF THE SAME TYPES AS MAY BE LEGALLY SOLD  
 IN THIS PRECINCT 'D' OF WARD '61' OF  
 THE CITY OF COLUMBUS ON OTHER DAYS OF THE  
 WEEK, BE PERMITTED IN THIS PRECINCT FOR  
 CONSUMPTION ON THE PREMISES WHERE SOLD,  
 BETWEEN THE HOURS OF ONE P.M. AND  
 MIDNIGHT ON SUNDAY, AT LICENSED PREMISES  
 WHERE THE SALE OF FOOD AND OTHER GOODS  
 AND SERVICES EXCEED FIFTY PER CENT OF THE  
 TOTAL GROSS RECEIPTS OF THE PERMIT  
 HOLDERS AT THE PREMISES?

SHALL THE SALE OF INTOXICATING LIQUOR,  
 OF THE SAME TYPES AS MAY BE LEGALLY SOLD  
 IN THIS PRECINCT 'L' OF WARD '65' OF  
 THE CITY OF COLUMBUS ON OTHER DAYS OF THE  
 WEEK, BE PERMITTED IN THIS PRECINCT FOR  
 CONSUMPTION ON THE PREMISES WHERE SOLD,  
 BETWEEN THE HOURS OF ONE P.M. AND  
 MIDNIGHT ON SUNDAY?

SHALL THE SALE OF INTOXICATING LIQUOR,  
 OF THE SAME TYPES AS MAY BE LEGALLY SOLD  
 IN THIS PRECINCT 'M' OF FRANKLIN  
 TOWNSHIP ON OTHER DAYS OF THE WEEK,  
 BE PERMITTED IN THIS PRECINCT FOR  
 CONSUMPTION ON THE PREMISES WHERE SOLD,  
 BETWEEN THE HOURS OF ONE P.M. AND  
 MIDNIGHT ON SUNDAY, AT LICENSED PREMISES  
 WHERE THE SALE OF FOOD AND OTHER GOODS  
 AND SERVICES EXCEED FIFTY PER CENT OF THE  
 TOTAL GROSS RECEIPTS OF THE PERMIT  
 HOLDERS AT THE PREMISES?

		YES	NO
COLUMBUS	D	115	48
WARD 61			
ABSENTEE		2	2
TOTAL		117	50

		YES	NO
COLUMBUS	L	172	84
WARD 65			
ABSENTEE		0	1
TOTAL		172	85

		YES	NO
FRANKLIN	M	31	14
ABSENTEE		0	0
TOTAL		31	14

-60C-  
 SPECIAL ELECTION BY PETITION  
 LOCAL OPTION ELECTION  
 ON SUNDAY SALE OF LIQUOR  
 CITY OF GROVE CITY  
 WARD 4, PRECINCT C

-61A-  
 SPECIAL ELECTION BY PETITION  
 PLEASANT TOWNSHIP  
 PRECINCT F  
 UPON THE QUESTION OF SALE OF BEER BY  
 HOLDERS OF 'C' OR 'D' PERMITS

-62A-  
 SPECIAL ELECTION BY PETITION  
 LOCAL OPTION ELECTION  
 PLEASANT TOWNSHIP  
 PRECINCT F

SHALL THE SALE OF WINE AND MIXED BEVER-  
 AGES OF THE SAME TYPE AS MAY BE LEGALLY  
 SOLD IN THIS PRECINCT 'C' OF WARD '4' OF  
 THE CITY OF GROVE CITY ON OTHER DAYS OF  
 THE WEEK, BE PERMITTED IN THIS PRECINCT  
 FOR CONSUMPTION ON THE PREMISES WHERE  
 SOLD, BETWEEN THE HOURS OF ONE P.M. AND  
 MIDNIGHT ON SUNDAY?

SHALL THE SALE OF BEER AS DEFINED IN  
 SECTION 4305.08 OF THE REVISED CODE  
 UNDER PERMITS WHICH AUTHORIZE SALE  
 FOR OFF-PREMISES CONSUMPTION ONLY  
 BE PERMITTED IN PRECINCT 'F' OF  
 PLEASANT TOWNSHIP?

SHALL THE SALE OF WINE AND MIXED BEVERAGES  
 BY THE PACKAGE, UNDER PERMITS WHICH AUTH-  
 ORIZE SALE FOR OFF-PREMISE CONSUMPTION  
 ONLY, BE PERMITTED IN PRECINCT 'F' OF  
 PLEASANT TOWNSHIP?

		YES	NO
GROVE CITY	C	73	56
WARD 04			
ABSENTEE		3	4
TOTAL		76	60

		YES	NO
PLEASANT	F	93	116
ABSENTEE		0	0
TOTAL		93	116

		YES	NO
PLEASANT	F	87	124
ABSENTEE		0	0
TOTAL		87	124

-63B-  
 SPECIAL ELECTION BY PETITION  
 LOCAL OPTION ELECTION  
 ON SUNDAY SALE OF LIQUOR  
 CITY OF REYNOLDSBURG  
 WARD 2, PRECINCT D

-64A-  
 SPECIAL ELECTION BY PETITION  
 CITY OF WORTHINGTON  
 WARD 2, PRECINCT A  
 UPON THE QUESTION OF SALE OF BEER BY  
 HOLDERS OF "C" OR "D" PERMITS

-65A-  
 SPECIAL ELECTION BY PETITION  
 LOCAL OPTION ELECTION  
 CITY OF WORTHINGTON  
 WARD 2, PRECINCT A

SHALL THE SALE OF INTOXICATING LIQUOR,  
 OF THE SAME TYPES AS MAY BE LEGALLY SOLD  
 IN THIS PRECINCT "D" OF WARD "2" OF THE  
 CITY OF REYNOLDSBURG ON OTHER DAYS OF THE  
 WEEK, BE PERMITTED IN THIS PRECINCT FOR  
 CONSUMPTION ON THE PREMISES WHERE SOLD,  
 BETWEEN THE HOURS OF ONE P.M. AND  
 MIDNIGHT ON SUNDAY, AT LICENSED PREMISES  
 WHERE THE SALE OF FOOD AND OTHER GOODS  
 AND SERVICES EXCEED FIFTY PER CENT OF THE  
 TOTAL GROSS RECEIPTS OF THE PERMIT  
 HOLDERS AT THE PREMISES?

SHALL THE SALE OF BEER AS DEFINED IN  
 SECTION 4305.08 OF THE REVISED CODE UNDER  
 PERMITS WHICH AUTHORIZE SALE FOR OFF-  
 PREMISES CONSUMPTION ONLY BE PERMITTED  
 IN PRECINCT "A" OF WARD "2" OF THE  
 CITY OF WORTHINGTON?

SHALL THE SALE OF WINE AND MIXED BEVERAGES  
 BY THE PACKAGE, UNDER PERMITS WHICH  
 AUTHORIZE SALE FOR OFF-PREMISE CONSUMPTION  
 ONLY, BE PERMITTED IN PRECINCT "A" OR  
 WARD "2", OF THE CITY OF WORTHINGTON?



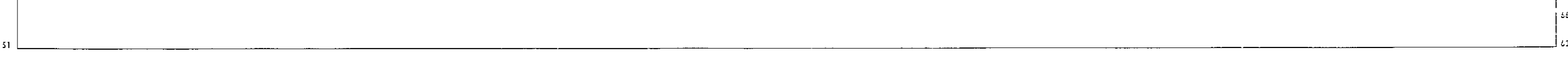

		YES		NO				
		176	64	176	64	WORDINGTON		
		4	2	4	2	WARD 02	A	176 70
						ABSENTEE		4 2
						TOTAL		180 72
		180	66	180	66			
		84	80	84	80			
		7	3	7	3			
		91	83	91	83			

-66C-  
 SPECIAL ELECTION BY PETITION  
 LOCAL OPTION ELECTION  
 ON SUNDAY SALE OF LIQUOR  
 CITY OF WORTHINGTON  
 WARD 2, PRECINCT A

SHALL THE SALE OF WINE AND MIXED BEVER-  
 AGES OF THE SAME TYPE AS MAY BE LEGALLY  
 SOLD IN THIS PRECINCT "A" OF WARD "2" OF  
 THE CITY OF WORTHINGTON ON OTHER DAYS OF  
 THE WEEK, BE PERMITTED IN THIS PRECINCT  
 FOR CONSUMPTION OFF THE PREMISES WHERE  
 SOLD, BETWEEN THE HOURS OF ONE P.M. AND  
 MIDNIGHT ON SUNDAY?

		YES		NO	
		166	86	166	86
		3	3	3	3
		169	89	169	89

NORMAL END OF PRINT



10  
12  
14  
16  
18  
20  
22  
24  
26  
28  
30  
32  
34  
36  
38  
40  
42  
44  
46  
48  
50  
52  
54  
56  
58  
60  
62  
64  
66  
68  
70  
72  
74  
76  
78  
80  
82  
84